

Appendix A: Traffic Counts

Draft

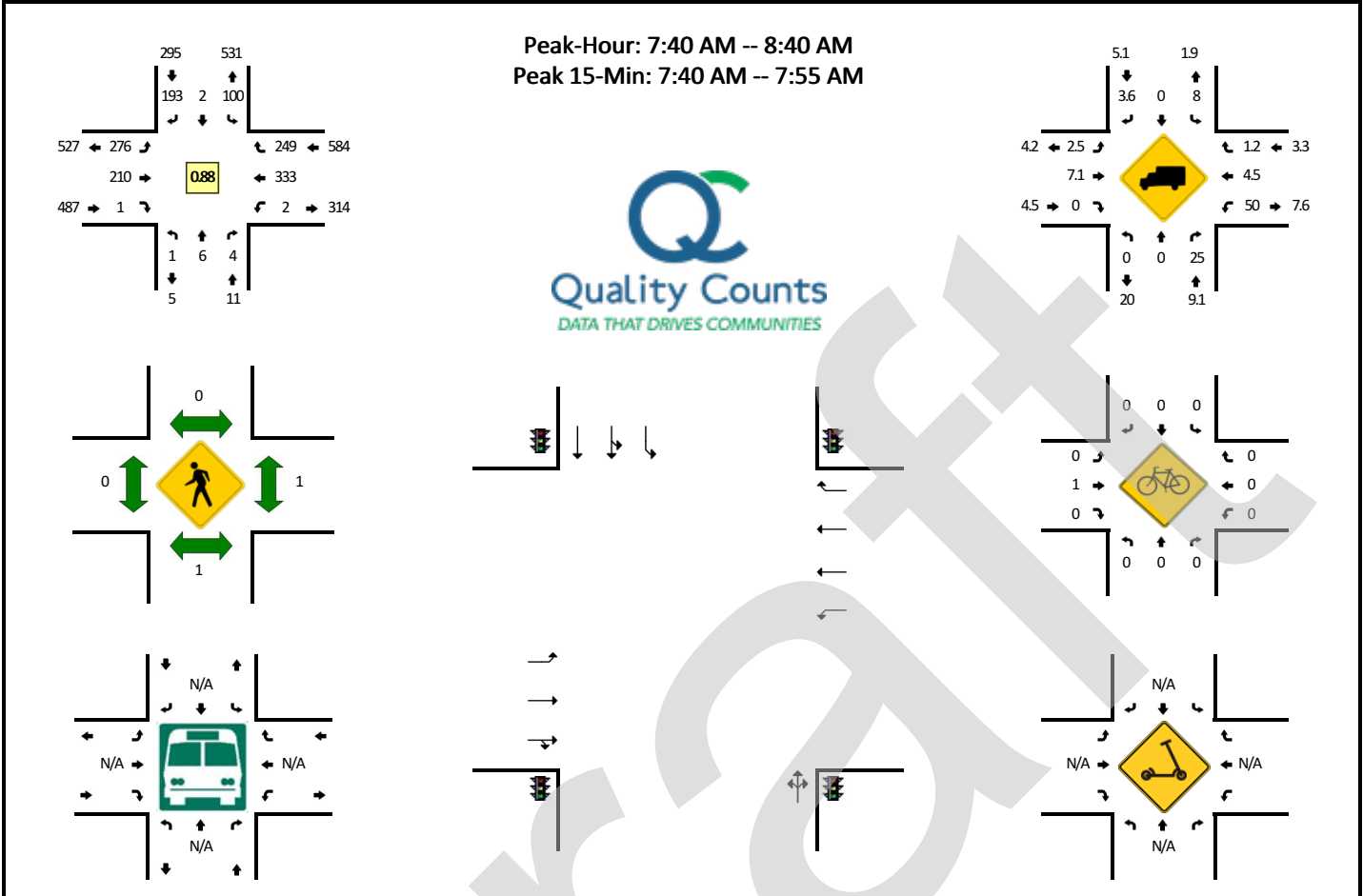
Turning Movement Counts

Draft

LOCATION: SE Chkalov Dr -- SE McGillivray Blvd
CITY/STATE: Vancouver, WA

QC JOB #: 15932001
DATE: Wed, Oct 26 2022

Peak-Hour: 7:40 AM -- 8:40 AM
Peak 15-Min: 7:40 AM -- 7:55 AM



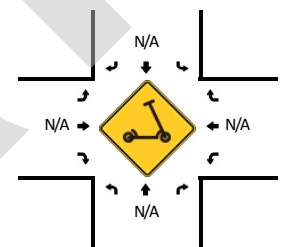
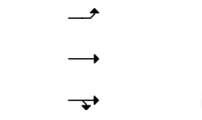
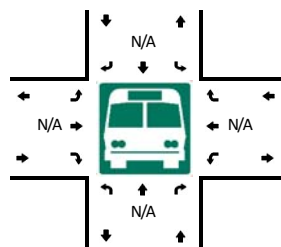
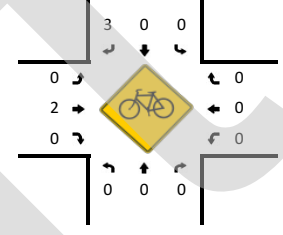
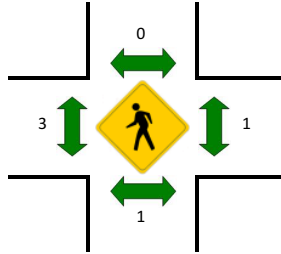
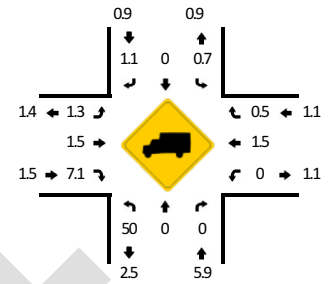
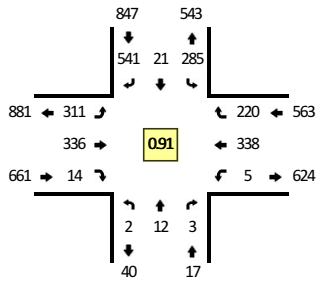
| 5-Min Count Period Beginning At | SE Chkalov Dr (Northbound) | | | | SE Chkalov Dr (Southbound) | | | | SE McGillivray Blvd (Eastbound) | | | | SE McGillivray Blvd (Westbound) | | | | Total | Hourly Totals |
|---------------------------------|----------------------------|------|-------|---|----------------------------|------|-------|---|---------------------------------|------|-------|---|---------------------------------|------|-------|---|-------|---------------|
| | Left | Thru | Right | U | Left | Thru | Right | U | Left | Thru | Right | U | Left | Thru | Right | U | | |
| 7:00 AM | 0 | 0 | 0 | 0 | 3 | 0 | 12 | 0 | 12 | 8 | 0 | 0 | 0 | 8 | 13 | 0 | 56 | |
| 7:05 AM | 1 | 0 | 1 | 0 | 0 | 1 | 8 | 0 | 8 | 10 | 0 | 0 | 0 | 17 | 20 | 0 | 66 | |
| 7:10 AM | 0 | 0 | 1 | 0 | 2 | 0 | 12 | 0 | 14 | 5 | 0 | 0 | 0 | 18 | 13 | 0 | 65 | |
| 7:15 AM | 0 | 0 | 1 | 0 | 8 | 0 | 13 | 0 | 12 | 12 | 0 | 0 | 0 | 12 | 13 | 0 | 71 | |
| 7:20 AM | 0 | 0 | 0 | 0 | 3 | 0 | 17 | 0 | 19 | 16 | 0 | 0 | 0 | 22 | 21 | 0 | 98 | |
| 7:25 AM | 0 | 0 | 1 | 0 | 9 | 0 | 4 | 0 | 10 | 10 | 0 | 0 | 0 | 13 | 19 | 0 | 66 | |
| 7:30 AM | 1 | 1 | 0 | 0 | 8 | 0 | 6 | 0 | 18 | 20 | 0 | 0 | 1 | 40 | 18 | 0 | 113 | |
| 7:35 AM | 1 | 1 | 1 | 0 | 4 | 0 | 16 | 0 | 13 | 9 | 0 | 0 | 0 | 22 | 17 | 0 | 84 | |
| 7:40 AM | 0 | 0 | 1 | 0 | 3 | 0 | 22 | 0 | 33 | 15 | 0 | 0 | 0 | 36 | 27 | 0 | 137 | |
| 7:45 AM | 0 | 0 | 0 | 0 | 9 | 0 | 17 | 0 | 17 | 12 | 0 | 0 | 0 | 41 | 14 | 0 | 110 | |
| 7:50 AM | 0 | 1 | 0 | 0 | 5 | 0 | 19 | 0 | 24 | 12 | 0 | 0 | 0 | 47 | 34 | 0 | 142 | |
| 7:55 AM | 0 | 1 | 0 | 0 | 11 | 0 | 10 | 0 | 23 | 18 | 0 | 0 | 1 | 29 | 20 | 0 | 113 | 1121 |
| 8:00 AM | 0 | 0 | 0 | 0 | 9 | 0 | 11 | 0 | 24 | 10 | 0 | 0 | 0 | 27 | 22 | 0 | 103 | 1168 |
| 8:05 AM | 0 | 1 | 0 | 0 | 7 | 1 | 20 | 0 | 22 | 16 | 0 | 0 | 1 | 25 | 21 | 0 | 114 | 1216 |
| 8:10 AM | 1 | 0 | 1 | 0 | 7 | 0 | 14 | 0 | 18 | 22 | 0 | 0 | 0 | 21 | 14 | 0 | 98 | 1249 |
| 8:15 AM | 0 | 0 | 0 | 0 | 8 | 1 | 14 | 0 | 24 | 24 | 0 | 0 | 0 | 22 | 12 | 0 | 105 | 1283 |
| 8:20 AM | 0 | 2 | 0 | 0 | 15 | 0 | 16 | 0 | 29 | 31 | 0 | 0 | 0 | 26 | 16 | 0 | 135 | 1320 |
| 8:25 AM | 0 | 1 | 1 | 0 | 11 | 0 | 16 | 0 | 21 | 20 | 0 | 0 | 0 | 12 | 20 | 0 | 102 | 1356 |
| 8:30 AM | 0 | 0 | 1 | 0 | 9 | 0 | 14 | 0 | 22 | 15 | 1 | 0 | 0 | 23 | 26 | 0 | 111 | 1354 |
| 8:35 AM | 0 | 0 | 0 | 0 | 6 | 0 | 20 | 0 | 19 | 15 | 0 | 0 | 0 | 24 | 23 | 0 | 107 | 1377 |
| 8:40 AM | 0 | 0 | 0 | 0 | 6 | 0 | 12 | 1 | 25 | 21 | 0 | 0 | 2 | 25 | 28 | 0 | 120 | 1360 |
| 8:45 AM | 0 | 0 | 0 | 0 | 13 | 1 | 17 | 0 | 26 | 17 | 0 | 0 | 1 | 25 | 19 | 0 | 119 | 1369 |
| 8:50 AM | 0 | 2 | 3 | 0 | 11 | 3 | 21 | 0 | 18 | 11 | 0 | 0 | 0 | 26 | 16 | 0 | 111 | 1338 |
| 8:55 AM | 0 | 0 | 0 | 0 | 15 | 1 | 19 | 0 | 24 | 10 | 0 | 0 | 1 | 22 | 16 | 0 | 108 | 1333 |
| Peak 15-Min Flowrates | Northbound | | | | Southbound | | | | Eastbound | | | | Westbound | | | | Total | |
| | Left | Thru | Right | U | Left | Thru | Right | U | Left | Thru | Right | U | Left | Thru | Right | U | | |
| All Vehicles | 0 | 4 | 4 | 0 | 68 | 0 | 232 | 0 | 296 | 156 | 0 | 0 | 0 | 496 | 300 | 0 | 1556 | |
| Heavy Trucks | 0 | 0 | 0 | 0 | 0 | 0 | 20 | 0 | 12 | 20 | 0 | 0 | 0 | 12 | 4 | 0 | 68 | |
| Buses | | | | | | | | | | | | | | | | | 0 | |
| Pedestrians | | 0 | | | | 0 | | | | 0 | | | | 0 | | | 0 | |
| Bicycles | 0 | 0 | 0 | | 0 | 0 | 0 | | 0 | 0 | 0 | | 0 | 0 | 0 | | 0 | |
| Scooters | | | | | | | | | | | | | | | | | 0 | |

Comments:

LOCATION: SE Chkalov Dr -- SE McGillivray Blvd
CITY/STATE: Vancouver, WA

QC JOB #: 15932002
DATE: Wed, Oct 26 2022

Peak-Hour: 4:45 PM -- 5:45 PM
 Peak 15-Min: 5:30 PM -- 5:45 PM



| 5-Min Count Period Beginning At | SE Chkalov Dr (Northbound) | | | | SE Chkalov Dr (Southbound) | | | | SE McGillivray Blvd (Eastbound) | | | | SE McGillivray Blvd (Westbound) | | | | Total | Hourly Totals |
|---------------------------------|----------------------------|------|-------|---|----------------------------|------|-------|---|---------------------------------|------|-------|---|---------------------------------|------|-------|----|-------|---------------|
| | Left | Thru | Right | U | Left | Thru | Right | U | Left | Thru | Right | U | Left | Thru | Right | U | | |
| 3:00 PM | 0 | 0 | 0 | 0 | 16 | 0 | 32 | 0 | 25 | 25 | 2 | 0 | 0 | 0 | 22 | 11 | 0 | 133 |
| 3:05 PM | 1 | 3 | 1 | 0 | 18 | 0 | 38 | 0 | 26 | 27 | 0 | 0 | 0 | 1 | 19 | 10 | 0 | 144 |
| 3:10 PM | 0 | 1 | 0 | 0 | 19 | 2 | 25 | 0 | 24 | 32 | 1 | 0 | 0 | 1 | 21 | 17 | 0 | 143 |
| 3:15 PM | 1 | 3 | 0 | 0 | 15 | 0 | 34 | 0 | 18 | 14 | 1 | 0 | 0 | 0 | 14 | 10 | 0 | 110 |
| 3:20 PM | 0 | 1 | 0 | 0 | 18 | 4 | 26 | 0 | 26 | 25 | 0 | 0 | 0 | 1 | 28 | 16 | 0 | 145 |
| 3:25 PM | 0 | 1 | 0 | 0 | 26 | 2 | 33 | 0 | 18 | 18 | 1 | 0 | 0 | 0 | 25 | 17 | 0 | 141 |
| 3:30 PM | 0 | 0 | 1 | 0 | 16 | 1 | 48 | 0 | 19 | 12 | 0 | 0 | 0 | 0 | 29 | 26 | 0 | 152 |
| 3:35 PM | 0 | 1 | 0 | 0 | 26 | 2 | 35 | 0 | 19 | 30 | 0 | 0 | 0 | 0 | 21 | 23 | 0 | 157 |
| 3:40 PM | 0 | 1 | 2 | 0 | 17 | 1 | 30 | 0 | 21 | 29 | 0 | 0 | 0 | 0 | 19 | 17 | 0 | 137 |
| 3:45 PM | 0 | 1 | 0 | 0 | 11 | 1 | 33 | 0 | 17 | 22 | 0 | 0 | 0 | 0 | 13 | 11 | 0 | 109 |
| 3:50 PM | 0 | 0 | 1 | 0 | 14 | 2 | 29 | 0 | 23 | 21 | 0 | 0 | 0 | 0 | 17 | 19 | 0 | 126 |
| 3:55 PM | 0 | 0 | 0 | 0 | 18 | 1 | 36 | 0 | 33 | 18 | 0 | 0 | 0 | 0 | 15 | 8 | 0 | 129 |
| 4:00 PM | 0 | 1 | 0 | 0 | 25 | 0 | 32 | 0 | 29 | 31 | 0 | 0 | 0 | 1 | 15 | 19 | 0 | 153 |
| 4:05 PM | 0 | 0 | 2 | 0 | 21 | 0 | 39 | 0 | 24 | 29 | 2 | 0 | 0 | 0 | 18 | 15 | 0 | 150 |
| 4:10 PM | 0 | 1 | 0 | 0 | 18 | 1 | 33 | 0 | 31 | 30 | 0 | 0 | 0 | 0 | 16 | 25 | 0 | 155 |
| 4:15 PM | 1 | 1 | 1 | 0 | 17 | 0 | 46 | 0 | 28 | 34 | 1 | 0 | 0 | 0 | 25 | 11 | 0 | 165 |
| 4:20 PM | 0 | 1 | 0 | 0 | 24 | 4 | 41 | 0 | 26 | 34 | 2 | 0 | 0 | 0 | 21 | 15 | 0 | 168 |
| 4:25 PM | 0 | 1 | 0 | 0 | 27 | 3 | 42 | 0 | 33 | 26 | 0 | 0 | 0 | 0 | 19 | 14 | 0 | 165 |
| 4:30 PM | 0 | 0 | 0 | 0 | 19 | 1 | 37 | 0 | 24 | 36 | 1 | 0 | 0 | 1 | 29 | 13 | 1 | 162 |
| 4:35 PM | 0 | 1 | 0 | 0 | 16 | 1 | 32 | 0 | 15 | 29 | 0 | 0 | 0 | 0 | 32 | 12 | 0 | 138 |
| 4:40 PM | 0 | 0 | 0 | 0 | 34 | 1 | 42 | 0 | 33 | 24 | 0 | 0 | 0 | 0 | 19 | 18 | 0 | 171 |
| 4:45 PM | 0 | 2 | 0 | 0 | 20 | 2 | 41 | 0 | 24 | 37 | 0 | 0 | 0 | 1 | 30 | 21 | 0 | 178 |
| 4:50 PM | 0 | 0 | 0 | 0 | 26 | 2 | 40 | 0 | 22 | 30 | 1 | 0 | 0 | 0 | 28 | 14 | 0 | 163 |
| 4:55 PM | 0 | 0 | 0 | 0 | 14 | 1 | 46 | 0 | 28 | 24 | 0 | 0 | 0 | 0 | 22 | 18 | 0 | 153 |
| 5:00 PM | 0 | 1 | 0 | 0 | 27 | 1 | 43 | 0 | 16 | 22 | 0 | 0 | 0 | 3 | 24 | 19 | 0 | 156 |
| 5:05 PM | 0 | 0 | 0 | 0 | 24 | 3 | 50 | 0 | 25 | 33 | 1 | 0 | 0 | 0 | 26 | 17 | 0 | 179 |
| 5:10 PM | 0 | 0 | 0 | 0 | 21 | 0 | 48 | 0 | 30 | 31 | 0 | 0 | 0 | 0 | 21 | 18 | 0 | 169 |
| 5:15 PM | 0 | 0 | 1 | 0 | 21 | 2 | 37 | 0 | 28 | 32 | 3 | 0 | 0 | 0 | 37 | 21 | 0 | 182 |
| 5:20 PM | 0 | 0 | 1 | 0 | 25 | 4 | 50 | 0 | 26 | 19 | 0 | 0 | 0 | 0 | 24 | 14 | 0 | 163 |
| 5:25 PM | 0 | 2 | 0 | 0 | 27 | 4 | 36 | 0 | 29 | 28 | 1 | 0 | 0 | 1 | 27 | 19 | 0 | 174 |
| 5:30 PM | 0 | 2 | 0 | 0 | 32 | 0 | 44 | 0 | 34 | 23 | 4 | 0 | 0 | 0 | 32 | 15 | 0 | 186 |
| 5:35 PM | 2 | 3 | 1 | 0 | 22 | 0 | 57 | 0 | 27 | 28 | 2 | 0 | 0 | 0 | 38 | 19 | 0 | 199 |
| 5:40 PM | 0 | 2 | 0 | 0 | 26 | 2 | 49 | 0 | 22 | 29 | 2 | 0 | 0 | 0 | 29 | 25 | 0 | 186 |
| 5:45 PM | 0 | 1 | 0 | 0 | 23 | 1 | 32 | 0 | 33 | 24 | 1 | 0 | 0 | 1 | 34 | 21 | 0 | 171 |
| 5:50 PM | 0 | 0 | 0 | 0 | 13 | 0 | 39 | 0 | 24 | 25 | 0 | 0 | 0 | 1 | 28 | 14 | 0 | 144 |
| 5:55 PM | 0 | 0 | 0 | 0 | 27 | 0 | 45 | 0 | 21 | 28 | 1 | 0 | 0 | 4 | 24 | 26 | 0 | 176 |

| Peak 15-Min Flowrates | Northbound | | | | Southbound | | | | Eastbound | | | | Westbound | | | | Total |
|-----------------------|------------|------|-------|---|------------|------|-------|---|-----------|------|-------|---|-----------|------|-------|---|-------|
| | Left | Thru | Right | U | Left | Thru | Right | U | Left | Thru | Right | U | Left | Thru | Right | U | |
| All Vehicles | 8 | 28 | 4 | 0 | 320 | 8 | 600 | 0 | 332 | 320 | 32 | 0 | 0 | 396 | 236 | 0 | 2284 |
| Heavy Trucks | 4 | 0 | 0 | | 8 | 0 | 12 | | 0 | 0 | 4 | | 0 | 4 | 0 | | 32 |
| Buses | | | | | | | | | | | | | | | | | |
| Pedestrians | | 0 | | | | 0 | | | | 8 | | | | 0 | | | 8 |
| Bicycles | 0 | 0 | 0 | | 0 | 0 | 8 | | 0 | 4 | 0 | | 0 | 0 | 0 | | 12 |
| Scooters | | | | | | | | | | | | | | | | | |

Comments:

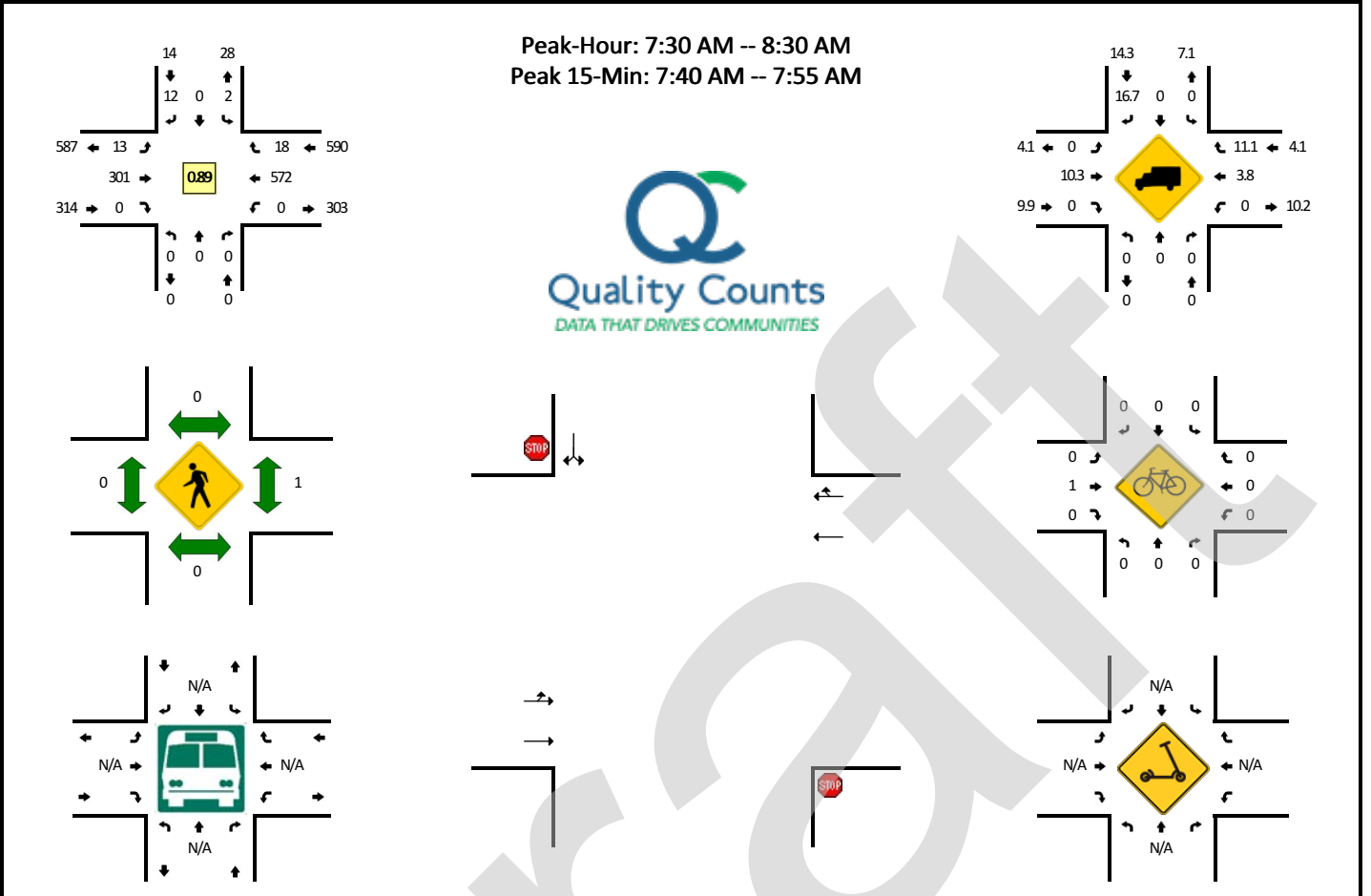
Report generated on 11/18/2022 12:00 PM

SOURCE: Quality Counts, LLC (<http://www.qualitycounts.net>) 1-877-580-2212

Draft

LOCATION: SE 119th Ave -- SE McGillivray Blvd
CITY/STATE: Vancouver, WA

QC JOB #: 15932003
DATE: Wed, Oct 26 2022

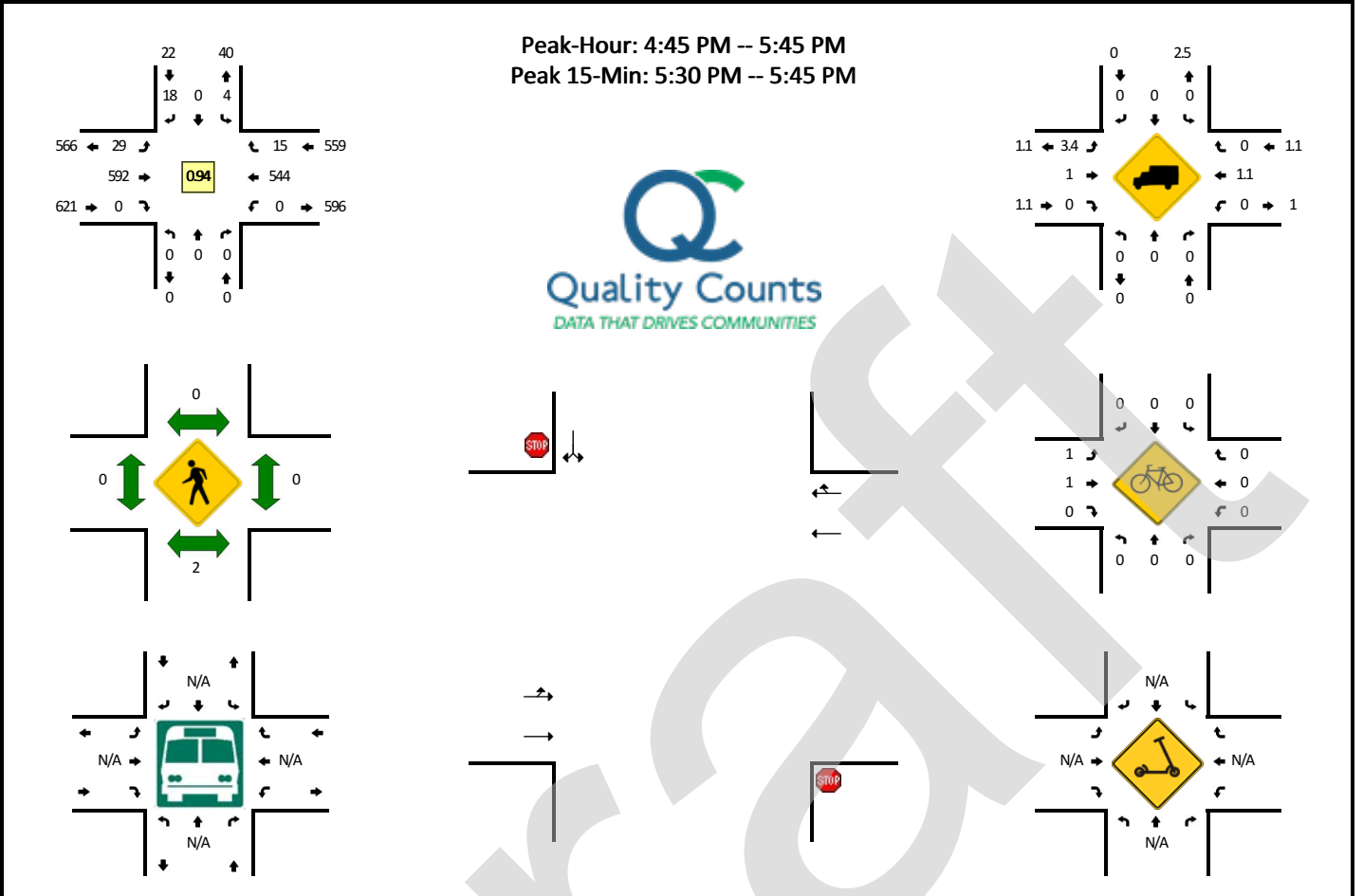


| 5-Min Count Period Beginning At | SE 119th Ave (Northbound) | | | | SE 119th Ave (Southbound) | | | | SE McGillivray Blvd (Eastbound) | | | | SE McGillivray Blvd (Westbound) | | | | Total | Hourly Totals | |
|---------------------------------|---------------------------|------|-------|---|---------------------------|------|-------|---|---------------------------------|------|-------|---|---------------------------------|------|-------|---|-------|---------------|-----|
| | Left | Thru | Right | U | Left | Thru | Right | U | Left | Thru | Right | U | Left | Thru | Right | U | | | |
| 7:00 AM | 0 | 0 | 0 | 0 | 0 | 0 | 0 | 0 | 0 | 0 | 13 | 0 | 0 | 0 | 25 | 1 | 0 | 39 | |
| 7:05 AM | 0 | 0 | 0 | 0 | 0 | 0 | 0 | 0 | 0 | 0 | 10 | 0 | 0 | 0 | 35 | 3 | 0 | 48 | |
| 7:10 AM | 0 | 0 | 0 | 0 | 0 | 0 | 3 | 0 | 0 | 0 | 8 | 0 | 1 | 0 | 24 | 1 | 0 | 37 | |
| 7:15 AM | 0 | 0 | 0 | 0 | 0 | 0 | 1 | 0 | 0 | 1 | 17 | 0 | 1 | 0 | 28 | 0 | 0 | 48 | |
| 7:20 AM | 0 | 0 | 0 | 0 | 0 | 0 | 3 | 0 | 0 | 1 | 21 | 0 | 0 | 0 | 38 | 0 | 0 | 63 | |
| 7:25 AM | 0 | 0 | 0 | 0 | 1 | 0 | 0 | 0 | 0 | 0 | 16 | 0 | 0 | 0 | 36 | 0 | 0 | 53 | |
| 7:30 AM | 0 | 0 | 0 | 0 | 0 | 0 | 1 | 0 | 0 | 1 | 29 | 0 | 0 | 0 | 51 | 1 | 0 | 83 | |
| 7:35 AM | 0 | 0 | 0 | 0 | 0 | 0 | 0 | 0 | 0 | 1 | 16 | 0 | 1 | 0 | 44 | 2 | 0 | 64 | |
| 7:40 AM | 0 | 0 | 0 | 0 | 0 | 0 | 1 | 0 | 0 | 0 | 15 | 0 | 0 | 0 | 64 | 0 | 0 | 80 | |
| 7:45 AM | 0 | 0 | 0 | 0 | 1 | 0 | 1 | 0 | 0 | 2 | 22 | 0 | 0 | 0 | 55 | 2 | 0 | 83 | |
| 7:50 AM | 0 | 0 | 0 | 0 | 0 | 0 | 1 | 0 | 0 | 0 | 18 | 0 | 1 | 0 | 75 | 1 | 0 | 96 | |
| 7:55 AM | 0 | 0 | 0 | 0 | 0 | 0 | 2 | 0 | 0 | 2 | 26 | 0 | 0 | 0 | 46 | 2 | 0 | 78 | 772 |
| 8:00 AM | 0 | 0 | 0 | 0 | 0 | 0 | 0 | 0 | 0 | 1 | 20 | 0 | 1 | 0 | 48 | 2 | 0 | 72 | 805 |
| 8:05 AM | 0 | 0 | 0 | 0 | 0 | 0 | 2 | 0 | 0 | 1 | 20 | 0 | 0 | 0 | 45 | 4 | 0 | 72 | 829 |
| 8:10 AM | 0 | 0 | 0 | 0 | 1 | 0 | 1 | 0 | 0 | 0 | 27 | 0 | 0 | 0 | 31 | 1 | 0 | 61 | 853 |
| 8:15 AM | 0 | 0 | 0 | 0 | 0 | 0 | 0 | 0 | 0 | 1 | 30 | 0 | 0 | 0 | 35 | 2 | 0 | 68 | 873 |
| 8:20 AM | 0 | 0 | 0 | 0 | 0 | 0 | 2 | 0 | 0 | 0 | 50 | 0 | 0 | 0 | 43 | 1 | 0 | 96 | 906 |
| 8:25 AM | 0 | 0 | 0 | 0 | 0 | 0 | 1 | 0 | 0 | 1 | 28 | 0 | 0 | 0 | 35 | 0 | 0 | 65 | 918 |
| 8:30 AM | 0 | 0 | 0 | 0 | 0 | 0 | 1 | 0 | 0 | 1 | 24 | 0 | 0 | 0 | 41 | 1 | 1 | 69 | 904 |
| 8:35 AM | 0 | 0 | 0 | 0 | 1 | 0 | 2 | 0 | 0 | 2 | 17 | 0 | 0 | 0 | 50 | 1 | 1 | 74 | 914 |
| 8:40 AM | 0 | 0 | 0 | 0 | 0 | 0 | 2 | 0 | 0 | 5 | 23 | 0 | 0 | 0 | 51 | 0 | 0 | 81 | 915 |
| 8:45 AM | 0 | 0 | 0 | 0 | 0 | 0 | 2 | 0 | 0 | 0 | 28 | 0 | 1 | 0 | 41 | 2 | 1 | 75 | 907 |
| 8:50 AM | 0 | 0 | 0 | 0 | 0 | 0 | 1 | 0 | 0 | 1 | 26 | 0 | 0 | 0 | 40 | 0 | 0 | 68 | 879 |
| 8:55 AM | 0 | 0 | 0 | 0 | 1 | 0 | 1 | 0 | 0 | 1 | 23 | 0 | 0 | 0 | 41 | 0 | 0 | 67 | 868 |
| Peak 15-Min Flowrates | Northbound | | | | Southbound | | | | Eastbound | | | | Westbound | | | | Total | | |
| | Left | Thru | Right | U | Left | Thru | Right | U | Left | Thru | Right | U | Left | Thru | Right | U | | | |
| All Vehicles | 0 | 0 | 0 | 0 | 4 | 0 | 12 | 0 | 8 | 220 | 0 | 4 | 0 | 776 | 12 | 0 | 1036 | | |
| Heavy Trucks | 0 | 0 | 0 | 0 | 0 | 0 | 0 | 0 | 0 | 16 | 0 | 0 | 0 | 20 | 0 | 0 | 36 | | |
| Buses | | | | | | | | | | | | | | | | | | | |
| Pedestrians | | 0 | | | | 0 | | | | 0 | | | | 0 | | | 0 | | |
| Bicycles | 0 | 0 | 0 | | 0 | 0 | 0 | | 0 | 0 | 0 | | 0 | 0 | 0 | | 0 | | |
| Scoters | | | | | | | | | | | | | | | | | | | |

Comments:

LOCATION: SE 119th Ave -- SE McGillivray Blvd
CITY/STATE: Vancouver, WA

QC JOB #: 15932004
DATE: Wed, Oct 26 2022



| 5-Min Count Period Beginning At | SE 119th Ave (Northbound) | | | | SE 119th Ave (Southbound) | | | | SE McGillivray Blvd (Eastbound) | | | | SE McGillivray Blvd (Westbound) | | | | Total | Hourly Totals |
|---------------------------------|---------------------------|------|-------|---|---------------------------|------|-------|---|---------------------------------|------|-------|---|---------------------------------|------|-------|---|-------|---------------|
| | Left | Thru | Right | U | Left | Thru | Right | U | Left | Thru | Right | U | Left | Thru | Right | U | | |
| 3:00 PM | 0 | 0 | 0 | 0 | 0 | 0 | 1 | 0 | 2 | 44 | 0 | 0 | 0 | 28 | 0 | 0 | 75 | |
| 3:05 PM | 0 | 0 | 0 | 0 | 0 | 0 | 4 | 0 | 4 | 42 | 0 | 1 | 0 | 38 | 2 | 1 | 92 | |
| 3:10 PM | 0 | 0 | 0 | 0 | 0 | 0 | 0 | 0 | 0 | 48 | 0 | 0 | 0 | 32 | 0 | 0 | 80 | |
| 3:15 PM | 0 | 0 | 0 | 0 | 0 | 0 | 1 | 0 | 0 | 34 | 0 | 0 | 0 | 25 | 0 | 0 | 60 | |
| 3:20 PM | 0 | 0 | 0 | 0 | 0 | 0 | 0 | 0 | 0 | 43 | 0 | 0 | 0 | 41 | 2 | 0 | 86 | |
| 3:25 PM | 0 | 0 | 0 | 0 | 1 | 0 | 2 | 0 | 5 | 32 | 0 | 0 | 0 | 49 | 1 | 0 | 90 | |
| 3:30 PM | 0 | 0 | 0 | 0 | 0 | 0 | 1 | 0 | 1 | 33 | 0 | 0 | 0 | 52 | 0 | 0 | 87 | |
| 3:35 PM | 0 | 0 | 0 | 0 | 1 | 0 | 3 | 0 | 2 | 52 | 0 | 0 | 0 | 40 | 1 | 1 | 100 | |
| 3:40 PM | 0 | 0 | 0 | 0 | 0 | 0 | 2 | 0 | 0 | 44 | 0 | 0 | 0 | 32 | 1 | 0 | 79 | |
| 3:45 PM | 0 | 0 | 0 | 0 | 0 | 0 | 1 | 0 | 0 | 38 | 0 | 0 | 0 | 25 | 0 | 0 | 64 | |
| 3:50 PM | 0 | 0 | 0 | 0 | 0 | 0 | 0 | 0 | 3 | 32 | 0 | 1 | 0 | 32 | 1 | 0 | 69 | |
| 3:55 PM | 0 | 0 | 0 | 0 | 0 | 0 | 1 | 0 | 2 | 37 | 0 | 0 | 0 | 25 | 1 | 0 | 66 | |
| 4:00 PM | 0 | 0 | 0 | 0 | 0 | 0 | 1 | 0 | 2 | 48 | 0 | 0 | 0 | 41 | 0 | 0 | 92 | |
| 4:05 PM | 0 | 0 | 0 | 0 | 0 | 0 | 0 | 0 | 2 | 49 | 0 | 0 | 0 | 27 | 3 | 0 | 81 | |
| 4:10 PM | 0 | 0 | 0 | 0 | 0 | 0 | 1 | 0 | 3 | 44 | 0 | 0 | 0 | 45 | 0 | 2 | 95 | |
| 4:15 PM | 0 | 0 | 0 | 0 | 0 | 0 | 1 | 0 | 1 | 55 | 0 | 0 | 0 | 31 | 1 | 0 | 89 | |
| 4:20 PM | 0 | 0 | 0 | 0 | 0 | 0 | 0 | 0 | 4 | 49 | 0 | 1 | 0 | 35 | 0 | 0 | 89 | |
| 4:25 PM | 0 | 0 | 0 | 0 | 0 | 0 | 0 | 0 | 2 | 55 | 0 | 0 | 0 | 31 | 0 | 0 | 88 | |
| 4:30 PM | 0 | 0 | 0 | 0 | 0 | 0 | 2 | 0 | 3 | 52 | 0 | 0 | 0 | 44 | 1 | 0 | 102 | |
| 4:35 PM | 0 | 0 | 0 | 0 | 0 | 0 | 1 | 0 | 2 | 40 | 0 | 0 | 0 | 42 | 0 | 0 | 85 | |
| 4:40 PM | 0 | 0 | 0 | 0 | 0 | 0 | 0 | 0 | 1 | 56 | 0 | 0 | 0 | 42 | 0 | 0 | 99 | |
| 4:45 PM | 0 | 0 | 0 | 0 | 1 | 0 | 1 | 0 | 3 | 48 | 0 | 1 | 0 | 52 | 5 | 0 | 111 | |
| 4:50 PM | 0 | 0 | 0 | 0 | 0 | 0 | 3 | 0 | 3 | 56 | 0 | 2 | 0 | 29 | 1 | 0 | 94 | |
| 4:55 PM | 0 | 0 | 0 | 0 | 0 | 0 | 1 | 0 | 4 | 37 | 0 | 0 | 0 | 40 | 0 | 0 | 82 | |
| 5:00 PM | 0 | 0 | 0 | 0 | 1 | 0 | 1 | 0 | 1 | 49 | 0 | 0 | 0 | 45 | 0 | 0 | 97 | |
| 5:05 PM | 0 | 0 | 0 | 0 | 0 | 0 | 2 | 0 | 4 | 48 | 0 | 0 | 0 | 39 | 1 | 0 | 94 | |
| 5:10 PM | 0 | 0 | 0 | 0 | 1 | 0 | 2 | 0 | 1 | 51 | 0 | 0 | 0 | 38 | 1 | 0 | 94 | |
| 5:15 PM | 0 | 0 | 0 | 0 | 0 | 0 | 1 | 0 | 1 | 57 | 0 | 0 | 0 | 54 | 2 | 0 | 115 | |
| 5:20 PM | 0 | 0 | 0 | 0 | 0 | 0 | 0 | 0 | 3 | 41 | 0 | 1 | 0 | 45 | 1 | 0 | 91 | |
| 5:25 PM | 0 | 0 | 0 | 0 | 1 | 0 | 1 | 0 | 0 | 54 | 0 | 0 | 0 | 46 | 1 | 0 | 103 | |
| 5:30 PM | 0 | 0 | 0 | 0 | 0 | 0 | 2 | 0 | 2 | 47 | 0 | 0 | 0 | 43 | 0 | 0 | 94 | |
| 5:35 PM | 0 | 0 | 0 | 0 | 0 | 0 | 2 | 0 | 3 | 47 | 0 | 0 | 0 | 59 | 2 | 0 | 113 | |
| 5:40 PM | 0 | 0 | 0 | 0 | 0 | 0 | 2 | 0 | 0 | 57 | 0 | 0 | 0 | 54 | 1 | 0 | 114 | |
| 5:45 PM | 0 | 0 | 0 | 0 | 0 | 0 | 0 | 0 | 0 | 48 | 0 | 0 | 0 | 55 | 0 | 0 | 103 | |
| 5:50 PM | 0 | 0 | 0 | 0 | 0 | 0 | 1 | 0 | 2 | 40 | 0 | 0 | 0 | 41 | 1 | 0 | 85 | |
| 5:55 PM | 0 | 0 | 0 | 0 | 0 | 0 | 0 | 0 | 2 | 47 | 0 | 1 | 0 | 48 | 1 | 0 | 99 | |

| Peak 15-Min Flowrates | Northbound | | | | Southbound | | | | Eastbound | | | | Westbound | | | | Total |
|-----------------------|------------|------|-------|---|------------|------|-------|---|-----------|------|-------|---|-----------|------|-------|---|-------|
| | Left | Thru | Right | U | Left | Thru | Right | U | Left | Thru | Right | U | Left | Thru | Right | U | |
| All Vehicles | 0 | 0 | 0 | 0 | 0 | 0 | 24 | 0 | 20 | 604 | 0 | 0 | 0 | 624 | 12 | 0 | 1284 |
| Heavy Trucks | 0 | 0 | 0 | | 0 | 0 | 0 | | 0 | 8 | 0 | | 0 | 4 | 0 | | 12 |
| Buses | | | | | | | | | | | | | | | | | |
| Pedestrians | | 4 | | | | 0 | | | | 0 | | | | 0 | | | 4 |
| Bicycles | 0 | 0 | 0 | | 0 | 0 | 0 | | 4 | 0 | 0 | | 0 | 0 | 0 | | 4 |
| Scooters | | | | | | | | | | | | | | | | | |

Comments:

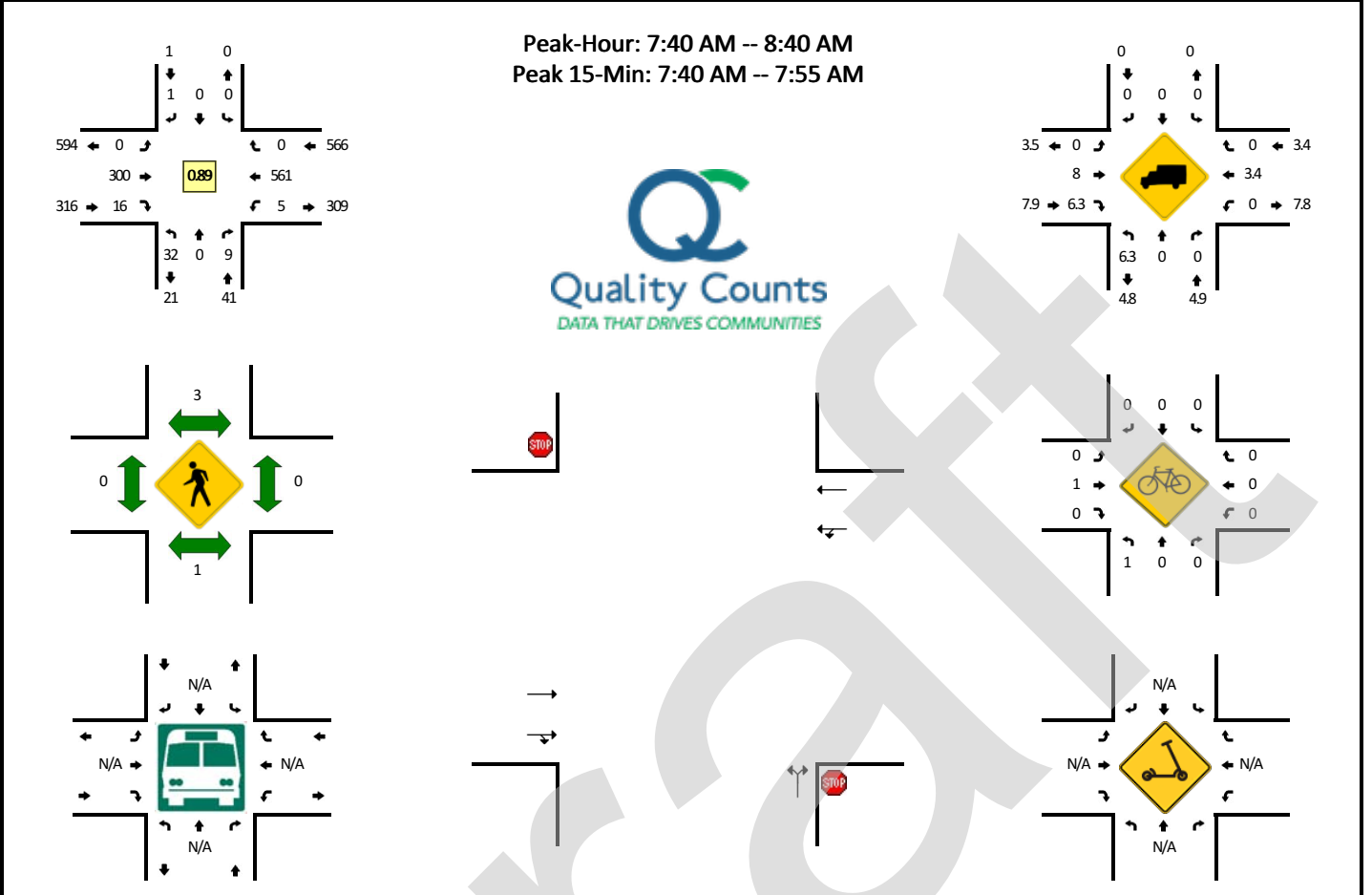
Report generated on 11/18/2022 12:00 PM

SOURCE: Quality Counts, LLC (<http://www.qualitycounts.net>) 1-877-580-2212

Draft

LOCATION: SE 121st Ave -- SE McGillivray Blvd
CITY/STATE: Vancouver, WA

QC JOB #: 15932005
DATE: Wed, Oct 26 2022

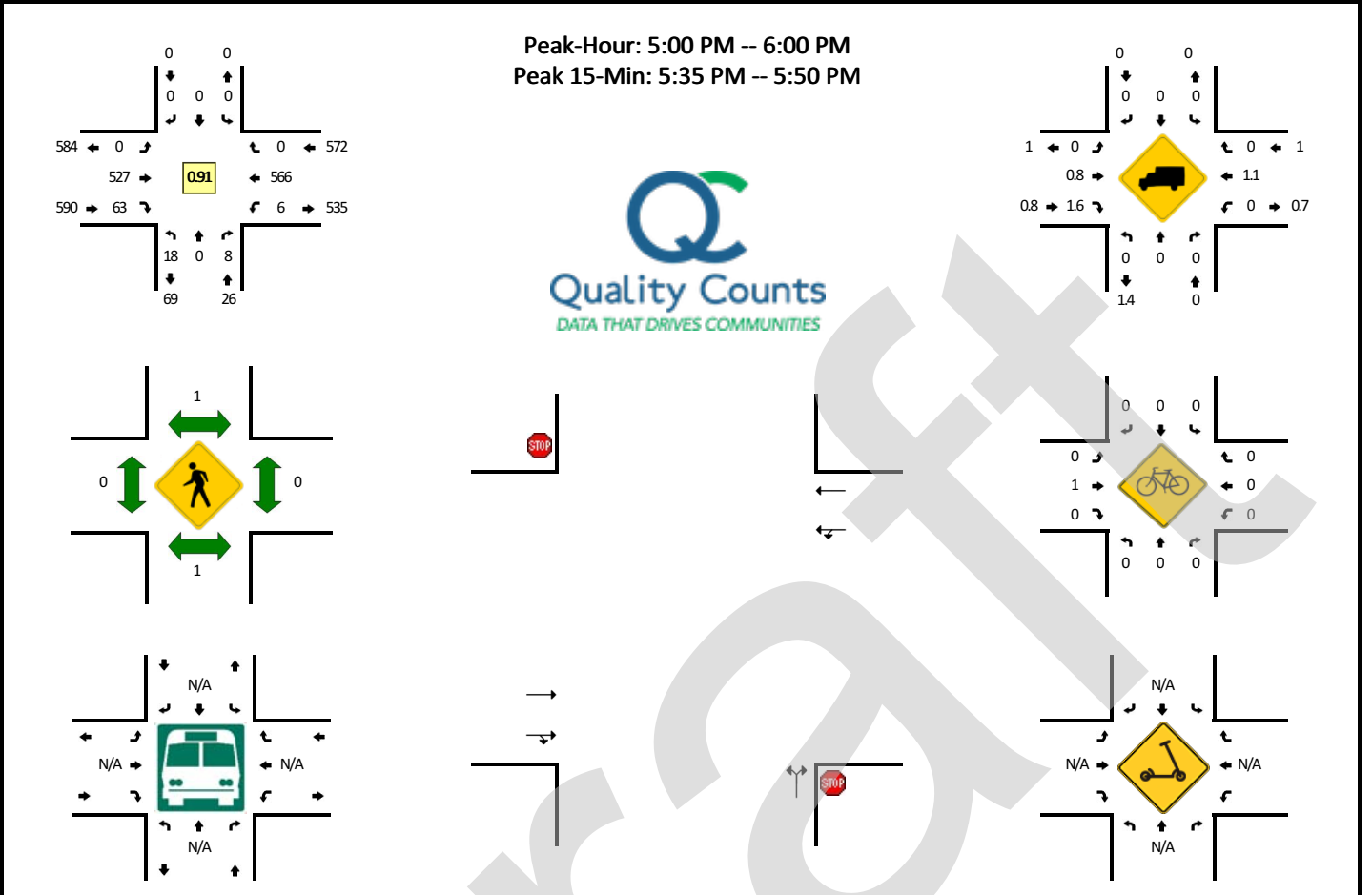


| 5-Min Count Period Beginning At | SE 121st Ave (Northbound) | | | | SE 121st Ave (Southbound) | | | | SE McGillivray Blvd (Eastbound) | | | | SE McGillivray Blvd (Westbound) | | | | Total | Hourly Totals | |
|---------------------------------|---------------------------|------|-------|---|---------------------------|------|-------|---|---------------------------------|------|-------|---|---------------------------------|------|-------|---|-------|---------------|-----|
| | Left | Thru | Right | U | Left | Thru | Right | U | Left | Thru | Right | U | Left | Thru | Right | U | | | |
| 7:00 AM | 2 | 0 | 0 | 0 | 0 | 0 | 0 | 0 | 0 | 0 | 12 | 1 | 0 | 0 | 24 | 0 | 0 | 39 | |
| 7:05 AM | 5 | 0 | 0 | 0 | 0 | 0 | 0 | 0 | 0 | 0 | 8 | 0 | 0 | 0 | 32 | 0 | 0 | 45 | |
| 7:10 AM | 2 | 0 | 0 | 0 | 0 | 0 | 0 | 0 | 0 | 0 | 8 | 1 | 0 | 0 | 24 | 0 | 0 | 35 | |
| 7:15 AM | 0 | 0 | 1 | 0 | 0 | 0 | 0 | 0 | 0 | 0 | 17 | 0 | 0 | 0 | 29 | 0 | 0 | 47 | |
| 7:20 AM | 5 | 0 | 0 | 0 | 0 | 0 | 0 | 0 | 0 | 0 | 19 | 0 | 0 | 0 | 30 | 0 | 0 | 54 | |
| 7:25 AM | 0 | 0 | 0 | 0 | 0 | 0 | 0 | 0 | 0 | 0 | 20 | 0 | 1 | 0 | 33 | 0 | 0 | 54 | |
| 7:30 AM | 4 | 0 | 1 | 0 | 0 | 0 | 0 | 0 | 0 | 0 | 29 | 0 | 0 | 0 | 49 | 0 | 0 | 83 | |
| 7:35 AM | 2 | 0 | 0 | 0 | 0 | 0 | 0 | 0 | 0 | 0 | 16 | 0 | 0 | 0 | 43 | 0 | 0 | 61 | |
| 7:40 AM | 3 | 0 | 1 | 0 | 0 | 0 | 0 | 0 | 0 | 0 | 15 | 1 | 0 | 0 | 66 | 0 | 0 | 86 | |
| 7:45 AM | 2 | 0 | 2 | 0 | 0 | 0 | 0 | 0 | 0 | 0 | 15 | 3 | 0 | 0 | 55 | 0 | 0 | 77 | |
| 7:50 AM | 6 | 0 | 0 | 0 | 0 | 0 | 0 | 0 | 0 | 0 | 22 | 0 | 0 | 2 | 67 | 0 | 0 | 97 | |
| 7:55 AM | 2 | 0 | 1 | 0 | 0 | 0 | 0 | 0 | 0 | 0 | 25 | 1 | 0 | 0 | 44 | 0 | 0 | 73 | 751 |
| 8:00 AM | 2 | 0 | 1 | 0 | 0 | 0 | 0 | 0 | 0 | 0 | 21 | 0 | 0 | 0 | 51 | 0 | 0 | 75 | 787 |
| 8:05 AM | 3 | 0 | 0 | 0 | 0 | 0 | 0 | 0 | 0 | 0 | 28 | 1 | 0 | 1 | 42 | 0 | 0 | 75 | 817 |
| 8:10 AM | 3 | 0 | 1 | 0 | 0 | 0 | 0 | 0 | 0 | 0 | 27 | 2 | 0 | 0 | 29 | 0 | 0 | 62 | 844 |
| 8:15 AM | 2 | 0 | 0 | 0 | 0 | 0 | 0 | 0 | 0 | 0 | 30 | 1 | 0 | 0 | 34 | 0 | 0 | 67 | 864 |
| 8:20 AM | 3 | 0 | 1 | 0 | 0 | 0 | 0 | 0 | 0 | 0 | 47 | 2 | 0 | 0 | 42 | 0 | 0 | 95 | 905 |
| 8:25 AM | 1 | 0 | 1 | 0 | 0 | 0 | 0 | 0 | 0 | 0 | 27 | 4 | 0 | 1 | 38 | 0 | 0 | 72 | 923 |
| 8:30 AM | 1 | 0 | 1 | 0 | 0 | 0 | 0 | 1 | 0 | 0 | 25 | 1 | 0 | 0 | 42 | 0 | 0 | 71 | 911 |
| 8:35 AM | 4 | 0 | 0 | 0 | 0 | 0 | 0 | 0 | 0 | 0 | 18 | 0 | 0 | 1 | 51 | 0 | 0 | 74 | 924 |
| 8:40 AM | 2 | 0 | 1 | 0 | 0 | 0 | 0 | 0 | 0 | 0 | 21 | 0 | 0 | 0 | 46 | 1 | 0 | 71 | 909 |
| 8:45 AM | 1 | 0 | 0 | 1 | 0 | 0 | 0 | 0 | 0 | 0 | 20 | 7 | 0 | 0 | 41 | 0 | 0 | 70 | 902 |
| 8:50 AM | 1 | 0 | 1 | 0 | 0 | 0 | 0 | 0 | 0 | 0 | 28 | 2 | 0 | 1 | 43 | 0 | 0 | 76 | 881 |
| 8:55 AM | 1 | 0 | 2 | 0 | 0 | 0 | 0 | 0 | 0 | 0 | 18 | 3 | 0 | 0 | 36 | 0 | 0 | 60 | 868 |
| Peak 15-Min Flowrates | Northbound | | | | Southbound | | | | Eastbound | | | | Westbound | | | | Total | | |
| | Left | Thru | Right | U | Left | Thru | Right | U | Left | Thru | Right | U | Left | Thru | Right | U | | | |
| All Vehicles | 44 | 0 | 12 | 0 | 0 | 0 | 0 | 0 | 0 | 208 | 16 | 0 | 8 | 752 | 0 | 0 | 1040 | | |
| Heavy Trucks | 4 | 0 | 0 | | 0 | 0 | 0 | | 0 | 16 | 0 | | 0 | 16 | 0 | | 36 | | |
| Buses | | | | | | | | | | | | | | | | | 0 | | |
| Pedestrians | | | | | | 0 | | | | 0 | | | | 0 | | | 0 | | |
| Bicycles | 0 | 0 | 0 | | 0 | 0 | 0 | | 0 | 0 | 0 | | 0 | 0 | 0 | | 0 | | |
| Scoters | | | | | | | | | | | | | | | | | 0 | | |

Comments:

LOCATION: SE 121st Ave -- SE McGillivray Blvd
CITY/STATE: Vancouver, WA

QC JOB #: 15932006
DATE: Wed, Oct 26 2022



| 5-Min Count Period Beginning At | SE 121st Ave (Northbound) | | | | SE 121st Ave (Southbound) | | | | SE McGillivray Blvd (Eastbound) | | | | SE McGillivray Blvd (Westbound) | | | | Total | Hourly Totals |
|---------------------------------|---------------------------|------|-------|---|---------------------------|------|-------|---|---------------------------------|------|-------|---|---------------------------------|------|-------|---|-------|---------------|
| | Left | Thru | Right | U | Left | Thru | Right | U | Left | Thru | Right | U | Left | Thru | Right | U | | |
| 3:00 PM | 2 | 0 | 0 | 0 | 0 | 0 | 0 | 0 | 0 | 38 | 4 | 0 | 1 | 30 | 0 | 0 | 75 | |
| 3:05 PM | 0 | 0 | 0 | 0 | 0 | 0 | 0 | 0 | 0 | 46 | 0 | 0 | 2 | 40 | 0 | 0 | 88 | |
| 3:10 PM | 2 | 0 | 1 | 0 | 0 | 0 | 0 | 0 | 0 | 42 | 6 | 0 | 1 | 27 | 0 | 0 | 79 | |
| 3:15 PM | 1 | 0 | 0 | 0 | 0 | 0 | 0 | 0 | 0 | 29 | 5 | 0 | 2 | 26 | 0 | 0 | 63 | |
| 3:20 PM | 4 | 0 | 1 | 0 | 0 | 0 | 0 | 0 | 0 | 36 | 5 | 0 | 1 | 42 | 0 | 0 | 89 | |
| 3:25 PM | 1 | 0 | 0 | 0 | 0 | 0 | 0 | 0 | 0 | 36 | 0 | 0 | 0 | 45 | 0 | 0 | 82 | |
| 3:30 PM | 7 | 0 | 2 | 0 | 0 | 0 | 0 | 0 | 0 | 25 | 4 | 0 | 0 | 48 | 0 | 0 | 86 | |
| 3:35 PM | 2 | 0 | 1 | 0 | 0 | 0 | 0 | 0 | 0 | 43 | 7 | 0 | 0 | 38 | 0 | 0 | 91 | |
| 3:40 PM | 0 | 0 | 1 | 0 | 0 | 0 | 0 | 0 | 0 | 44 | 3 | 1 | 0 | 28 | 0 | 0 | 77 | |
| 3:45 PM | 1 | 0 | 0 | 0 | 0 | 0 | 0 | 0 | 0 | 29 | 4 | 1 | 0 | 27 | 0 | 0 | 62 | |
| 3:50 PM | 1 | 0 | 1 | 0 | 0 | 0 | 0 | 0 | 0 | 32 | 4 | 0 | 0 | 29 | 0 | 0 | 67 | |
| 3:55 PM | 4 | 0 | 3 | 0 | 0 | 0 | 0 | 0 | 0 | 39 | 0 | 0 | 1 | 21 | 0 | 0 | 68 | 927 |
| 4:00 PM | 0 | 0 | 1 | 0 | 0 | 0 | 0 | 0 | 0 | 45 | 2 | 1 | 0 | 41 | 0 | 0 | 90 | 942 |
| 4:05 PM | 2 | 0 | 1 | 0 | 0 | 0 | 0 | 0 | 0 | 45 | 0 | 1 | 0 | 32 | 0 | 0 | 81 | 935 |
| 4:10 PM | 0 | 0 | 1 | 0 | 0 | 0 | 0 | 0 | 0 | 40 | 3 | 1 | 2 | 39 | 0 | 0 | 86 | 942 |
| 4:15 PM | 4 | 0 | 0 | 0 | 0 | 0 | 0 | 0 | 0 | 52 | 8 | 0 | 0 | 31 | 0 | 0 | 95 | 974 |
| 4:20 PM | 1 | 0 | 0 | 0 | 0 | 0 | 0 | 0 | 0 | 44 | 2 | 0 | 0 | 33 | 0 | 0 | 80 | 965 |
| 4:25 PM | 1 | 0 | 1 | 0 | 0 | 0 | 0 | 0 | 0 | 49 | 5 | 0 | 1 | 33 | 0 | 0 | 90 | 973 |
| 4:30 PM | 4 | 0 | 0 | 0 | 0 | 0 | 0 | 0 | 0 | 48 | 3 | 0 | 3 | 35 | 0 | 0 | 93 | 980 |
| 4:35 PM | 2 | 0 | 1 | 0 | 0 | 0 | 0 | 0 | 0 | 42 | 4 | 0 | 0 | 42 | 0 | 0 | 91 | 980 |
| 4:40 PM | 1 | 0 | 1 | 0 | 0 | 0 | 0 | 0 | 0 | 49 | 6 | 1 | 0 | 45 | 0 | 0 | 103 | 1006 |
| 4:45 PM | 6 | 0 | 0 | 0 | 0 | 0 | 0 | 0 | 0 | 46 | 5 | 1 | 0 | 46 | 0 | 0 | 104 | 1048 |
| 4:50 PM | 3 | 0 | 1 | 0 | 0 | 0 | 0 | 0 | 0 | 50 | 4 | 1 | 0 | 28 | 0 | 0 | 87 | 1068 |
| 4:55 PM | 4 | 0 | 1 | 0 | 0 | 0 | 0 | 0 | 0 | 42 | 0 | 1 | 0 | 34 | 0 | 0 | 82 | 1082 |
| 5:00 PM | 3 | 0 | 0 | 0 | 0 | 0 | 0 | 0 | 0 | 48 | 4 | 0 | 1 | 44 | 0 | 0 | 100 | 1092 |
| 5:05 PM | 1 | 0 | 0 | 0 | 0 | 0 | 0 | 0 | 0 | 42 | 6 | 0 | 1 | 41 | 0 | 0 | 91 | 1102 |
| 5:10 PM | 0 | 0 | 1 | 0 | 0 | 0 | 0 | 0 | 0 | 49 | 3 | 0 | 0 | 40 | 0 | 0 | 93 | 1109 |
| 5:15 PM | 1 | 0 | 1 | 0 | 0 | 0 | 0 | 0 | 0 | 51 | 5 | 0 | 1 | 54 | 0 | 0 | 113 | 1127 |
| 5:20 PM | 0 | 0 | 1 | 0 | 0 | 0 | 0 | 0 | 0 | 33 | 8 | 0 | 1 | 45 | 0 | 0 | 88 | 1135 |
| 5:25 PM | 2 | 0 | 0 | 0 | 0 | 0 | 0 | 0 | 0 | 51 | 5 | 0 | 1 | 44 | 0 | 0 | 103 | 1148 |
| 5:30 PM | 1 | 0 | 1 | 0 | 0 | 0 | 0 | 0 | 0 | 40 | 4 | 0 | 0 | 43 | 0 | 0 | 89 | 1144 |
| 5:35 PM | 1 | 0 | 0 | 0 | 0 | 0 | 0 | 0 | 0 | 49 | 2 | 0 | 0 | 60 | 0 | 0 | 112 | 1165 |
| 5:40 PM | 3 | 0 | 1 | 0 | 0 | 0 | 0 | 0 | 0 | 48 | 6 | 0 | 0 | 49 | 0 | 0 | 107 | 1169 |
| 5:45 PM | 0 | 0 | 0 | 0 | 0 | 0 | 0 | 0 | 0 | 41 | 10 | 0 | 0 | 55 | 0 | 0 | 106 | 1171 |
| 5:50 PM | 2 | 0 | 0 | 0 | 0 | 0 | 0 | 0 | 0 | 30 | 7 | 0 | 1 | 40 | 0 | 0 | 80 | 1164 |
| 5:55 PM | 4 | 0 | 3 | 0 | 0 | 0 | 0 | 0 | 0 | 45 | 3 | 0 | 0 | 51 | 0 | 0 | 106 | 1188 |

| Peak 15-Min Flowrates | Northbound | | | | Southbound | | | | Eastbound | | | | Westbound | | | | Total |
|-----------------------|------------|------|-------|---|------------|------|-------|---|-----------|------|-------|---|-----------|------|-------|---|-------|
| | Left | Thru | Right | U | Left | Thru | Right | U | Left | Thru | Right | U | Left | Thru | Right | U | |
| All Vehicles | 16 | 0 | 4 | 0 | 0 | 0 | 0 | 0 | 0 | 552 | 72 | 0 | 0 | 656 | 0 | 0 | 1300 |
| Heavy Trucks | 0 | 0 | 0 | | 0 | 0 | 0 | | 0 | 4 | 0 | | 0 | 8 | 0 | | 12 |
| Buses | | | | | | | | | | | | | | | | | |
| Pedestrians | | 0 | | | | 0 | | | | 0 | | | | 0 | | | 0 |
| Bicycles | 0 | 0 | 0 | | 0 | 0 | 0 | | 0 | 0 | 0 | | 0 | 0 | 0 | | 0 |
| Scoters | | | | | | | | | | | | | | | | | |

Comments:

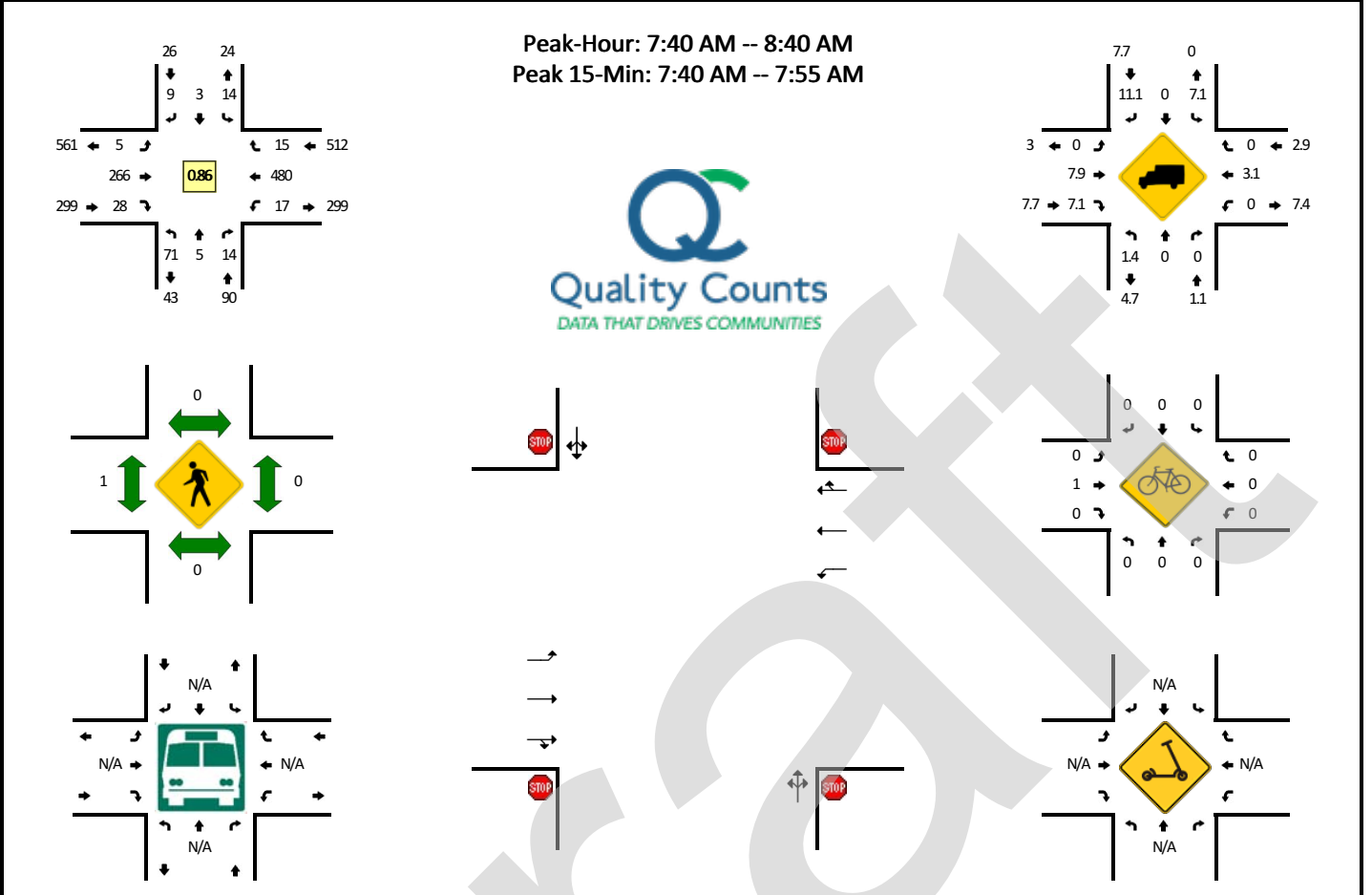
Report generated on 11/18/2022 12:00 PM

SOURCE: Quality Counts, LLC (<http://www.qualitycounts.net>) 1-877-580-2212

Draft

LOCATION: SE 125th Ave -- SE McGillivray Blvd
CITY/STATE: Vancouver, WA

QC JOB #: 15932007
DATE: Wed, Oct 26 2022

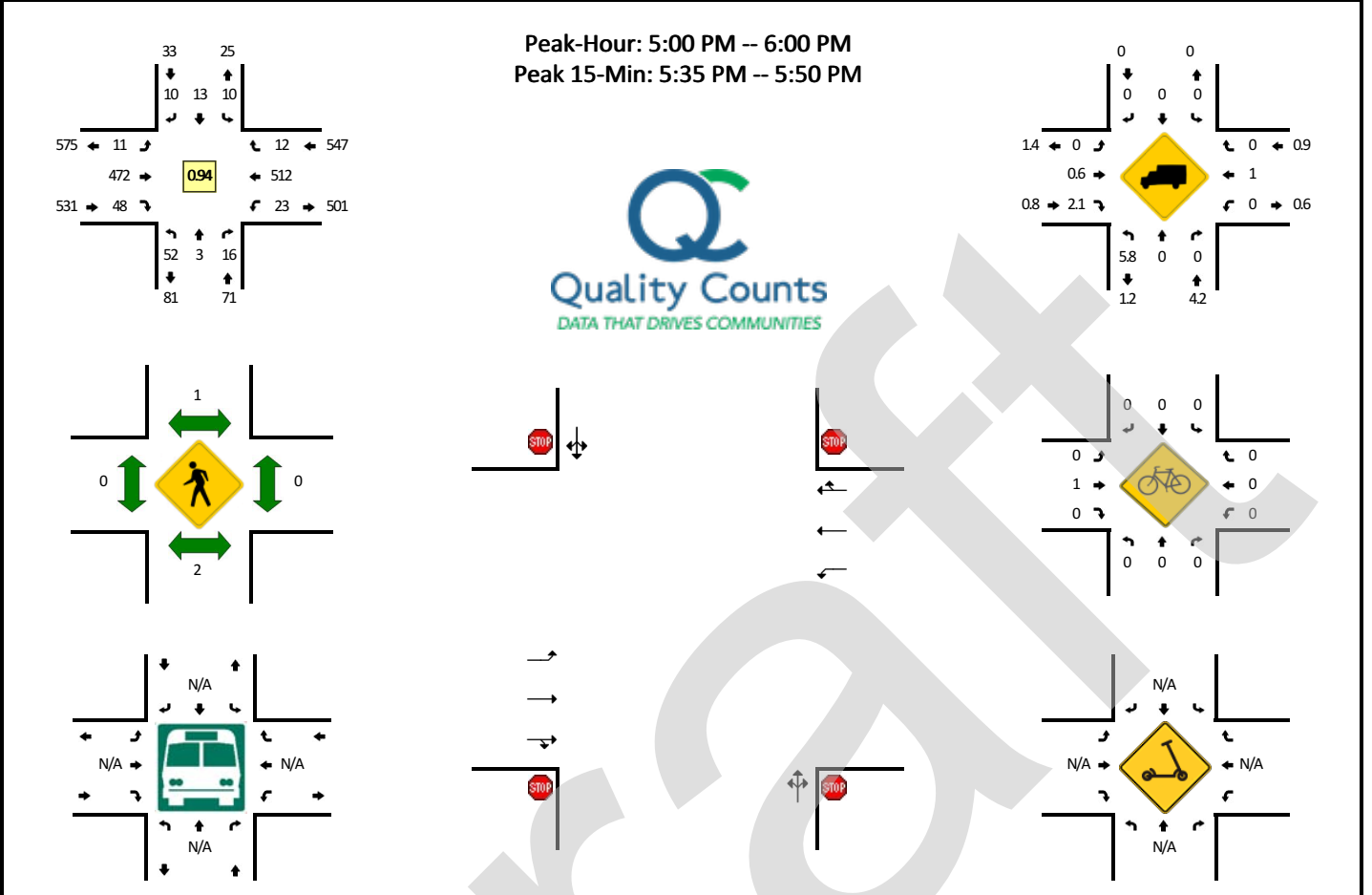


| 5-Min Count Period Beginning At | SE 125th Ave (Northbound) | | | | SE 125th Ave (Southbound) | | | | SE McGillivray Blvd (Eastbound) | | | | SE McGillivray Blvd (Westbound) | | | | Total | Hourly Totals |
|---------------------------------|---------------------------|------|-------|---|---------------------------|------|-------|---|---------------------------------|------|-------|---|---------------------------------|------|-------|---|-------|---------------|
| | Left | Thru | Right | U | Left | Thru | Right | U | Left | Thru | Right | U | Left | Thru | Right | U | | |
| 7:00 AM | 3 | 1 | 0 | 0 | 1 | 0 | 2 | 0 | 0 | 10 | 1 | 0 | 1 | 19 | 0 | 1 | 39 | |
| 7:05 AM | 4 | 1 | 0 | 0 | 2 | 0 | 0 | 0 | 0 | 8 | 0 | 0 | 0 | 24 | 0 | 0 | 39 | |
| 7:10 AM | 6 | 2 | 2 | 0 | 1 | 1 | 2 | 0 | 0 | 11 | 0 | 0 | 0 | 18 | 0 | 0 | 43 | |
| 7:15 AM | 3 | 0 | 0 | 0 | 1 | 0 | 0 | 0 | 1 | 16 | 0 | 0 | 0 | 26 | 2 | 0 | 49 | |
| 7:20 AM | 4 | 1 | 0 | 0 | 0 | 0 | 1 | 0 | 0 | 17 | 2 | 0 | 0 | 26 | 0 | 0 | 51 | |
| 7:25 AM | 3 | 0 | 0 | 0 | 0 | 0 | 1 | 0 | 0 | 21 | 0 | 0 | 0 | 29 | 1 | 0 | 55 | |
| 7:30 AM | 8 | 0 | 0 | 0 | 1 | 0 | 0 | 0 | 0 | 24 | 4 | 0 | 1 | 42 | 0 | 0 | 80 | |
| 7:35 AM | 11 | 0 | 4 | 0 | 0 | 0 | 1 | 0 | 0 | 14 | 0 | 0 | 0 | 33 | 1 | 1 | 65 | |
| 7:40 AM | 4 | 0 | 1 | 0 | 0 | 0 | 0 | 0 | 0 | 15 | 0 | 0 | 1 | 62 | 1 | 0 | 84 | |
| 7:45 AM | 3 | 0 | 6 | 0 | 2 | 0 | 1 | 0 | 0 | 18 | 0 | 1 | 0 | 51 | 0 | 0 | 82 | |
| 7:50 AM | 9 | 0 | 2 | 0 | 0 | 1 | 1 | 0 | 0 | 24 | 1 | 0 | 1 | 57 | 7 | 1 | 104 | |
| 7:55 AM | 2 | 0 | 0 | 0 | 1 | 0 | 0 | 0 | 0 | 21 | 3 | 0 | 2 | 41 | 3 | 1 | 74 | 765 |
| 8:00 AM | 11 | 0 | 1 | 0 | 1 | 0 | 1 | 0 | 0 | 17 | 3 | 0 | 3 | 45 | 1 | 0 | 83 | 809 |
| 8:05 AM | 7 | 0 | 0 | 0 | 1 | 0 | 1 | 0 | 0 | 18 | 1 | 0 | 0 | 34 | 0 | 1 | 63 | 833 |
| 8:10 AM | 4 | 1 | 0 | 0 | 2 | 0 | 1 | 0 | 0 | 22 | 3 | 0 | 3 | 17 | 1 | 1 | 55 | 845 |
| 8:15 AM | 4 | 1 | 1 | 0 | 3 | 0 | 0 | 0 | 0 | 28 | 4 | 0 | 0 | 33 | 2 | 0 | 76 | 872 |
| 8:20 AM | 5 | 0 | 0 | 0 | 1 | 1 | 1 | 0 | 1 | 37 | 4 | 0 | 0 | 37 | 0 | 0 | 87 | 908 |
| 8:25 AM | 6 | 2 | 1 | 0 | 0 | 0 | 1 | 0 | 1 | 29 | 4 | 0 | 0 | 26 | 0 | 1 | 71 | 924 |
| 8:30 AM | 6 | 1 | 0 | 0 | 3 | 0 | 1 | 0 | 0 | 25 | 3 | 0 | 2 | 33 | 0 | 0 | 74 | 918 |
| 8:35 AM | 10 | 0 | 2 | 0 | 0 | 1 | 1 | 0 | 2 | 12 | 2 | 0 | 0 | 44 | 0 | 0 | 74 | 927 |
| 8:40 AM | 10 | 0 | 0 | 0 | 2 | 0 | 1 | 0 | 0 | 18 | 2 | 0 | 0 | 36 | 2 | 1 | 72 | 915 |
| 8:45 AM | 4 | 1 | 3 | 0 | 1 | 0 | 0 | 0 | 0 | 18 | 4 | 0 | 1 | 36 | 3 | 0 | 71 | 904 |
| 8:50 AM | 6 | 1 | 2 | 0 | 0 | 1 | 2 | 0 | 0 | 27 | 3 | 0 | 3 | 35 | 0 | 0 | 80 | 880 |
| 8:55 AM | 3 | 1 | 2 | 0 | 0 | 1 | 1 | 0 | 0 | 17 | 4 | 1 | 2 | 32 | 1 | 0 | 65 | 871 |
| Peak 15-Min Flowrates | Northbound | | | | Southbound | | | | Eastbound | | | | Westbound | | | | Total | |
| | Left | Thru | Right | U | Left | Thru | Right | U | Left | Thru | Right | U | Left | Thru | Right | U | | |
| All Vehicles | 64 | 0 | 36 | 0 | 8 | 4 | 8 | 0 | 0 | 228 | 4 | 4 | 8 | 680 | 32 | 4 | 1080 | |
| Heavy Trucks | 0 | 0 | 0 | | 0 | 0 | 0 | | 0 | 20 | 0 | | 0 | 16 | 0 | | 36 | |
| Buses | | | | | | | | | | | | | | | | | | |
| Pedestrians | | 0 | | | | 0 | | | | 4 | | | | 0 | | | 4 | |
| Bicycles | 0 | 0 | 0 | | 0 | 0 | 0 | | 0 | 0 | 0 | | 0 | 0 | 0 | | 0 | |
| Scoters | | | | | | | | | | | | | | | | | | |

Comments:

LOCATION: SE 125th Ave -- SE McGillivray Blvd
CITY/STATE: Vancouver, WA

QC JOB #: 15932008
DATE: Wed, Oct 26 2022



| 5-Min Count Period Beginning At | SE 125th Ave (Northbound) | | | | SE 125th Ave (Southbound) | | | | SE McGillivray Blvd (Eastbound) | | | | SE McGillivray Blvd (Westbound) | | | | Total | Hourly Totals |
|---------------------------------|---------------------------|------|-------|---|---------------------------|------|-------|---|---------------------------------|------|-------|---|---------------------------------|------|-------|---|-------|---------------|
| | Left | Thru | Right | U | Left | Thru | Right | U | Left | Thru | Right | U | Left | Thru | Right | U | | |
| 3:00 PM | 2 | 0 | 1 | 0 | 1 | 0 | 0 | 0 | 1 | 26 | 3 | 1 | 1 | 28 | 6 | 2 | 72 | |
| 3:05 PM | 3 | 1 | 1 | 0 | 2 | 0 | 0 | 0 | 0 | 47 | 7 | 1 | 1 | 37 | 2 | 0 | 102 | |
| 3:10 PM | 4 | 0 | 0 | 0 | 2 | 1 | 1 | 0 | 0 | 34 | 4 | 0 | 0 | 22 | 2 | 1 | 71 | |
| 3:15 PM | 0 | 0 | 1 | 0 | 2 | 1 | 0 | 0 | 0 | 31 | 4 | 0 | 2 | 29 | 0 | 1 | 71 | |
| 3:20 PM | 4 | 1 | 2 | 0 | 2 | 2 | 0 | 0 | 0 | 31 | 5 | 0 | 2 | 44 | 3 | 0 | 96 | |
| 3:25 PM | 3 | 0 | 1 | 0 | 2 | 0 | 1 | 0 | 1 | 25 | 10 | 0 | 0 | 40 | 2 | 0 | 85 | |
| 3:30 PM | 6 | 0 | 0 | 0 | 0 | 0 | 0 | 0 | 0 | 24 | 3 | 0 | 5 | 40 | 2 | 0 | 80 | |
| 3:35 PM | 3 | 1 | 2 | 0 | 1 | 0 | 1 | 0 | 0 | 40 | 3 | 0 | 0 | 35 | 0 | 0 | 86 | |
| 3:40 PM | 4 | 0 | 1 | 0 | 0 | 1 | 0 | 0 | 1 | 39 | 5 | 0 | 2 | 24 | 3 | 0 | 80 | |
| 3:45 PM | 3 | 0 | 1 | 0 | 2 | 1 | 1 | 0 | 0 | 29 | 1 | 2 | 3 | 22 | 0 | 0 | 65 | |
| 3:50 PM | 5 | 0 | 0 | 1 | 0 | 0 | 0 | 0 | 0 | 26 | 4 | 0 | 3 | 23 | 3 | 2 | 67 | |
| 3:55 PM | 2 | 3 | 2 | 0 | 0 | 2 | 0 | 0 | 1 | 37 | 4 | 0 | 4 | 23 | 2 | 0 | 80 | 955 |
| 4:00 PM | 3 | 0 | 3 | 0 | 1 | 2 | 0 | 0 | 2 | 35 | 5 | 0 | 3 | 34 | 0 | 0 | 88 | 971 |
| 4:05 PM | 5 | 0 | 1 | 0 | 1 | 0 | 0 | 0 | 1 | 45 | 3 | 0 | 2 | 29 | 1 | 0 | 88 | 957 |
| 4:10 PM | 4 | 0 | 0 | 0 | 2 | 3 | 1 | 0 | 2 | 37 | 5 | 0 | 0 | 35 | 3 | 0 | 92 | 978 |
| 4:15 PM | 7 | 2 | 4 | 0 | 4 | 2 | 0 | 0 | 1 | 45 | 8 | 0 | 3 | 27 | 2 | 0 | 105 | 1012 |
| 4:20 PM | 3 | 1 | 0 | 0 | 1 | 3 | 1 | 0 | 0 | 35 | 5 | 1 | 1 | 28 | 1 | 0 | 80 | 996 |
| 4:25 PM | 6 | 1 | 1 | 0 | 1 | 0 | 1 | 0 | 0 | 49 | 6 | 0 | 1 | 28 | 1 | 0 | 95 | 1006 |
| 4:30 PM | 2 | 0 | 5 | 0 | 0 | 1 | 0 | 0 | 2 | 43 | 2 | 0 | 4 | 37 | 1 | 1 | 98 | 1024 |
| 4:35 PM | 4 | 0 | 2 | 0 | 2 | 0 | 0 | 0 | 0 | 36 | 6 | 0 | 2 | 35 | 2 | 0 | 89 | 1027 |
| 4:40 PM | 4 | 1 | 1 | 0 | 1 | 0 | 1 | 0 | 1 | 37 | 11 | 0 | 1 | 41 | 0 | 0 | 99 | 1046 |
| 4:45 PM | 3 | 0 | 2 | 0 | 0 | 2 | 0 | 0 | 0 | 39 | 3 | 0 | 2 | 43 | 0 | 1 | 95 | 1076 |
| 4:50 PM | 2 | 1 | 1 | 0 | 0 | 3 | 0 | 0 | 0 | 44 | 7 | 1 | 1 | 24 | 4 | 0 | 88 | 1097 |
| 4:55 PM | 2 | 0 | 1 | 0 | 0 | 1 | 1 | 0 | 1 | 31 | 6 | 0 | 1 | 32 | 1 | 0 | 77 | 1094 |
| 5:00 PM | 5 | 0 | 1 | 0 | 2 | 1 | 0 | 0 | 0 | 41 | 6 | 0 | 6 | 44 | 0 | 0 | 106 | 1112 |
| 5:05 PM | 4 | 1 | 4 | 0 | 1 | 1 | 0 | 0 | 2 | 40 | 2 | 0 | 0 | 34 | 0 | 0 | 89 | 1113 |
| 5:10 PM | 5 | 1 | 1 | 0 | 1 | 1 | 1 | 0 | 3 | 40 | 5 | 0 | 3 | 34 | 2 | 1 | 98 | 1119 |
| 5:15 PM | 5 | 0 | 1 | 0 | 1 | 1 | 0 | 0 | 1 | 41 | 7 | 0 | 1 | 54 | 1 | 0 | 113 | 1127 |
| 5:20 PM | 5 | 0 | 1 | 0 | 0 | 1 | 0 | 0 | 1 | 33 | 5 | 0 | 2 | 43 | 2 | 2 | 95 | 1142 |
| 5:25 PM | 3 | 1 | 2 | 0 | 1 | 1 | 2 | 0 | 0 | 45 | 4 | 0 | 0 | 38 | 0 | 0 | 97 | 1144 |
| 5:30 PM | 6 | 0 | 0 | 0 | 0 | 1 | 2 | 0 | 1 | 41 | 2 | 0 | 1 | 36 | 1 | 0 | 91 | 1137 |
| 5:35 PM | 5 | 0 | 0 | 0 | 1 | 1 | 2 | 0 | 0 | 43 | 4 | 0 | 3 | 49 | 1 | 0 | 109 | 1157 |
| 5:40 PM | 2 | 0 | 2 | 0 | 0 | 2 | 1 | 0 | 0 | 45 | 3 | 0 | 1 | 50 | 1 | 0 | 107 | 1165 |
| 5:45 PM | 6 | 0 | 2 | 0 | 0 | 0 | 1 | 0 | 2 | 35 | 4 | 0 | 1 | 47 | 0 | 0 | 98 | 1168 |
| 5:50 PM | 3 | 0 | 2 | 0 | 3 | 1 | 1 | 0 | 0 | 29 | 3 | 1 | 1 | 37 | 1 | 0 | 82 | 1162 |
| 5:55 PM | 3 | 0 | 0 | 0 | 0 | 2 | 0 | 0 | 0 | 39 | 3 | 0 | 1 | 46 | 3 | 0 | 97 | 1182 |

| Peak 15-Min Flowrates | Northbound | | | | Southbound | | | | Eastbound | | | | Westbound | | | | Total |
|-----------------------|------------|------|-------|---|------------|------|-------|---|-----------|------|-------|---|-----------|------|-------|---|-------|
| | Left | Thru | Right | U | Left | Thru | Right | U | Left | Thru | Right | U | Left | Thru | Right | U | |
| All Vehicles | 52 | 0 | 16 | 0 | 4 | 12 | 16 | 0 | 8 | 492 | 44 | 0 | 20 | 584 | 8 | 0 | 1256 |
| Heavy Trucks | 0 | 0 | 0 | | 0 | 0 | 0 | | 0 | 0 | 4 | | 0 | 12 | 0 | | 16 |
| Buses | | | | | | | | | | | | | | | | | |
| Pedestrians | | 0 | | | | 0 | | | | 0 | | | | 0 | | | 0 |
| Bicycles | 0 | 0 | 0 | | 0 | 0 | 0 | | 0 | 0 | 0 | | 0 | 0 | 0 | | 0 |
| Scoters | | | | | | | | | | | | | | | | | |

Comments:

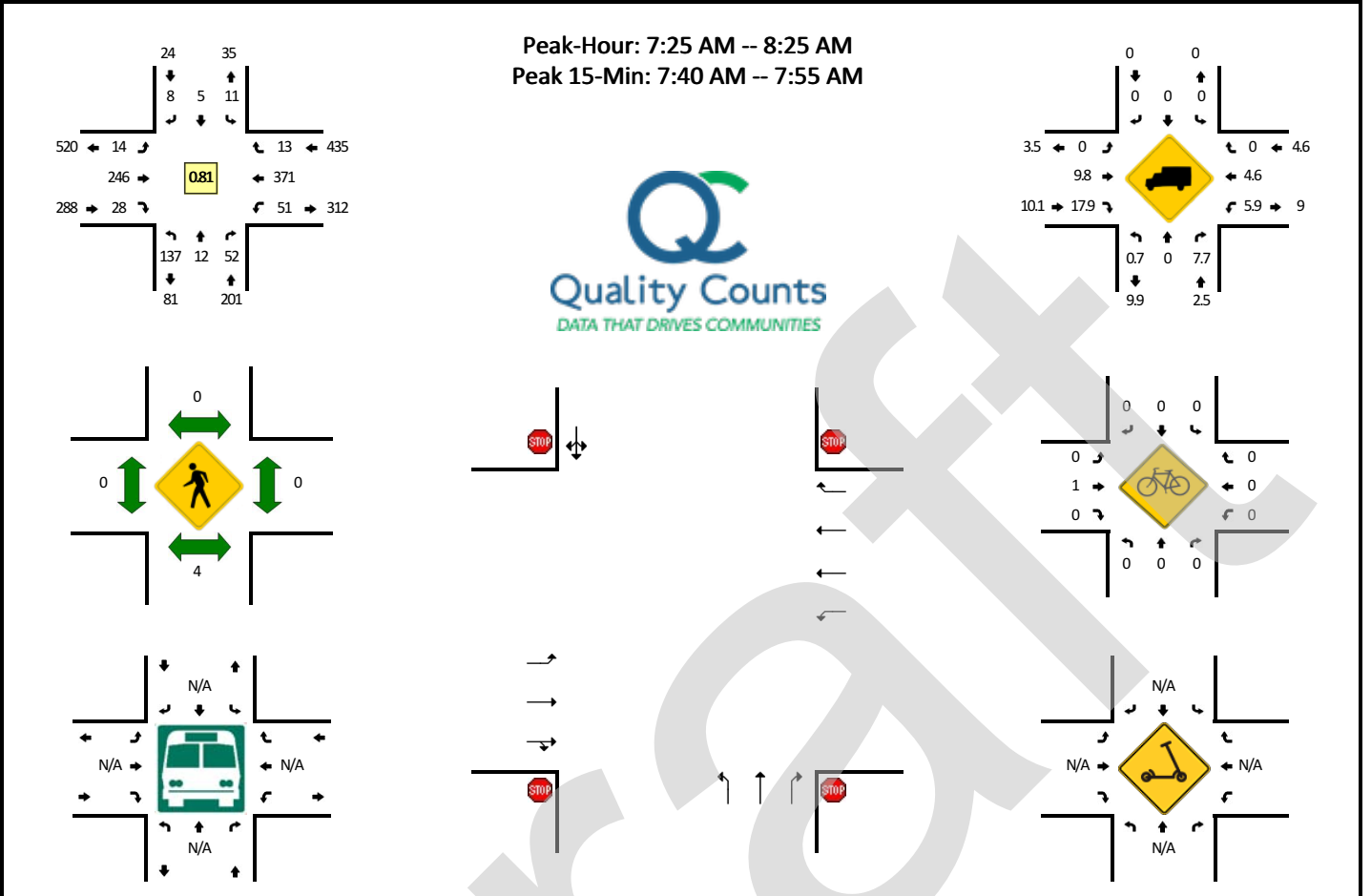
Report generated on 11/18/2022 12:00 PM

SOURCE: Quality Counts, LLC (<http://www.qualitycounts.net>) 1-877-580-2212

Draft

LOCATION: SE 132nd Ave -- SE McGillivray Blvd
CITY/STATE: Vancouver, WA

QC JOB #: 15932009
DATE: Wed, Oct 26 2022

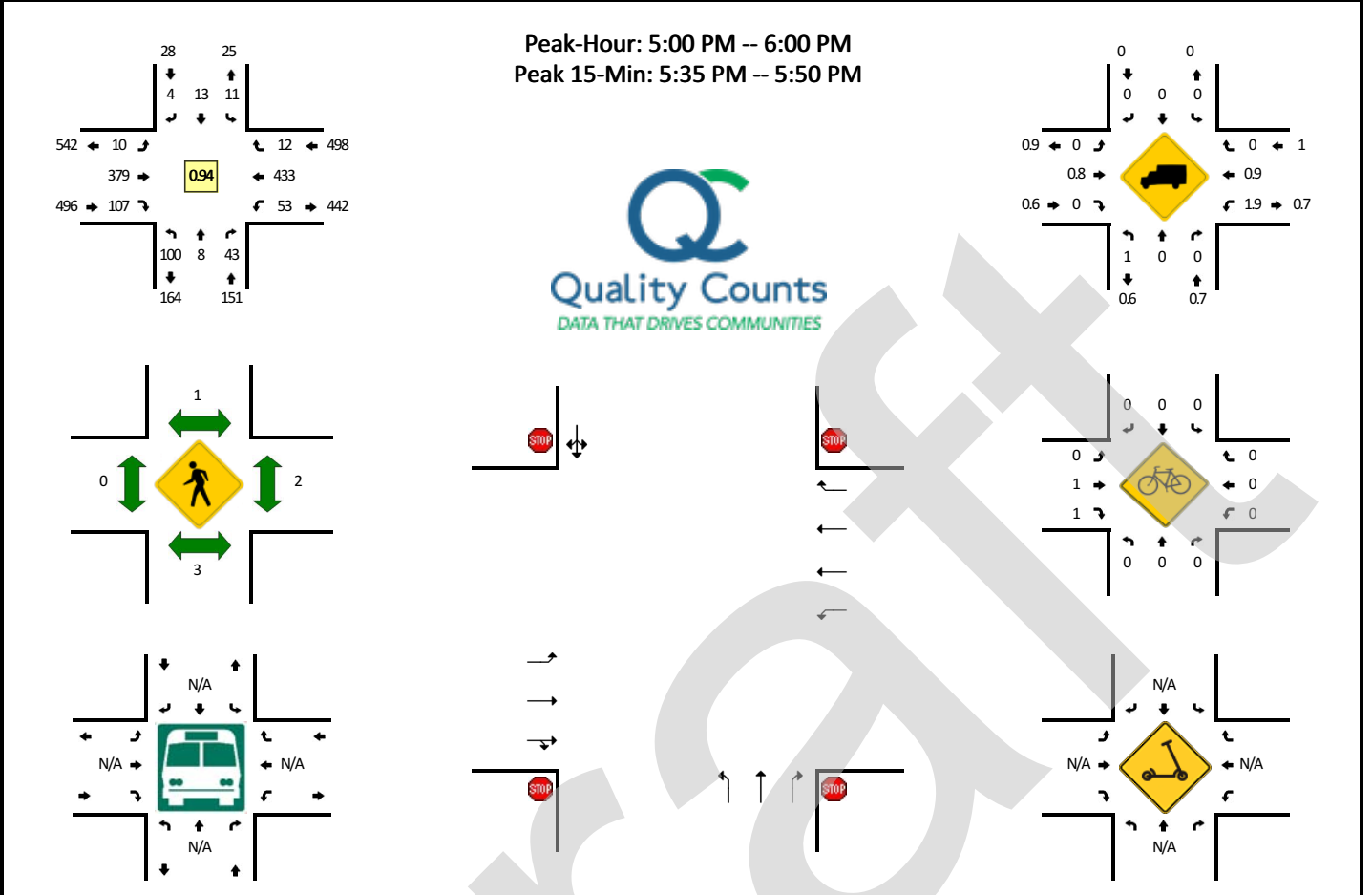


| 5-Min Count Period Beginning At | SE 132nd Ave (Northbound) | | | | SE 132nd Ave (Southbound) | | | | SE McGillivray Blvd (Eastbound) | | | | SE McGillivray Blvd (Westbound) | | | | Total | Hourly Totals |
|---------------------------------|---------------------------|------|-------|---|---------------------------|------|-------|---|---------------------------------|------|-------|---|---------------------------------|------|-------|---|-------|---------------|
| | Left | Thru | Right | U | Left | Thru | Right | U | Left | Thru | Right | U | Left | Thru | Right | U | | |
| 7:00 AM | 9 | 0 | 2 | 0 | 0 | 0 | 0 | 0 | 0 | 11 | 1 | 0 | 0 | 14 | 0 | 0 | 37 | |
| 7:05 AM | 7 | 0 | 1 | 0 | 0 | 0 | 1 | 0 | 0 | 2 | 4 | 4 | 0 | 2 | 14 | 0 | 35 | |
| 7:10 AM | 5 | 1 | 2 | 0 | 0 | 1 | 0 | 0 | 0 | 11 | 4 | 1 | 0 | 13 | 0 | 2 | 40 | |
| 7:15 AM | 8 | 0 | 2 | 0 | 0 | 0 | 1 | 0 | 2 | 8 | 3 | 0 | 2 | 22 | 0 | 1 | 49 | |
| 7:20 AM | 5 | 2 | 0 | 0 | 0 | 0 | 0 | 0 | 2 | 11 | 4 | 0 | 2 | 14 | 0 | 1 | 41 | |
| 7:25 AM | 15 | 1 | 4 | 0 | 2 | 1 | 1 | 0 | 2 | 18 | 1 | 0 | 1 | 19 | 2 | 1 | 68 | |
| 7:30 AM | 9 | 1 | 7 | 0 | 0 | 0 | 1 | 0 | 2 | 22 | 2 | 0 | 3 | 29 | 1 | 0 | 77 | |
| 7:35 AM | 12 | 3 | 5 | 0 | 1 | 0 | 1 | 0 | 0 | 15 | 2 | 1 | 3 | 29 | 0 | 0 | 72 | |
| 7:40 AM | 17 | 0 | 5 | 0 | 0 | 1 | 1 | 0 | 0 | 11 | 6 | 0 | 6 | 43 | 0 | 0 | 90 | |
| 7:45 AM | 16 | 1 | 10 | 0 | 0 | 1 | 0 | 0 | 1 | 20 | 4 | 0 | 1 | 35 | 0 | 0 | 89 | |
| 7:50 AM | 17 | 1 | 4 | 0 | 1 | 0 | 1 | 0 | 1 | 25 | 2 | 2 | 5 | 51 | 3 | 0 | 113 | |
| 7:55 AM | 10 | 0 | 2 | 0 | 1 | 0 | 0 | 0 | 2 | 18 | 0 | 1 | 8 | 35 | 1 | 1 | 79 | |
| 8:00 AM | 14 | 2 | 1 | 0 | 0 | 1 | 1 | 0 | 1 | 17 | 3 | 0 | 8 | 32 | 4 | 0 | 84 | |
| 8:05 AM | 5 | 2 | 3 | 0 | 0 | 0 | 0 | 0 | 0 | 21 | 0 | 0 | 2 | 21 | 0 | 0 | 54 | |
| 8:10 AM | 2 | 0 | 4 | 0 | 2 | 0 | 0 | 0 | 0 | 20 | 4 | 0 | 3 | 24 | 1 | 0 | 60 | |
| 8:15 AM | 10 | 1 | 3 | 0 | 2 | 0 | 2 | 0 | 0 | 29 | 2 | 0 | 6 | 24 | 0 | 0 | 79 | |
| 8:20 AM | 10 | 0 | 4 | 0 | 2 | 1 | 0 | 0 | 1 | 30 | 2 | 0 | 2 | 29 | 1 | 1 | 83 | |
| 8:25 AM | 5 | 1 | 5 | 0 | 2 | 2 | 0 | 0 | 0 | 25 | 5 | 0 | 1 | 14 | 3 | 0 | 63 | |
| 8:30 AM | 7 | 3 | 2 | 0 | 1 | 1 | 0 | 0 | 0 | 28 | 3 | 0 | 2 | 33 | 1 | 0 | 81 | |
| 8:35 AM | 6 | 2 | 3 | 0 | 0 | 1 | 1 | 0 | 0 | 14 | 1 | 0 | 4 | 36 | 3 | 0 | 71 | |
| 8:40 AM | 3 | 0 | 2 | 0 | 2 | 0 | 1 | 0 | 0 | 18 | 5 | 0 | 5 | 33 | 0 | 1 | 70 | |
| 8:45 AM | 8 | 1 | 2 | 0 | 0 | 0 | 0 | 0 | 0 | 18 | 5 | 0 | 7 | 34 | 0 | 0 | 75 | |
| 8:50 AM | 10 | 3 | 3 | 0 | 2 | 2 | 0 | 0 | 1 | 19 | 5 | 0 | 3 | 27 | 1 | 0 | 76 | |
| 8:55 AM | 10 | 0 | 4 | 0 | 1 | 1 | 0 | 0 | 1 | 19 | 4 | 0 | 9 | 23 | 0 | 1 | 73 | |
| Peak 15-Min Flowrates | Northbound | | | | Southbound | | | | Eastbound | | | | Westbound | | | | Total | |
| | Left | Thru | Right | U | Left | Thru | Right | U | Left | Thru | Right | U | Left | Thru | Right | U | | |
| All Vehicles | 200 | 8 | 76 | 0 | 4 | 8 | 8 | 0 | 8 | 224 | 48 | 8 | 48 | 516 | 12 | 0 | 1168 | |
| Heavy Trucks | 0 | 0 | 4 | | 0 | 0 | 0 | | 0 | 16 | 8 | | 0 | 20 | 0 | | 48 | |
| Buses | | | | | | | | | | | | | | | | | | |
| Pedestrians | | 0 | | | | 0 | | | | 0 | | | | 0 | | | 0 | |
| Bicycles | 0 | 0 | 0 | | 0 | 0 | 0 | | 0 | 0 | 0 | | 0 | 0 | 0 | | 0 | |
| Scoters | | | | | | | | | | | | | | | | | | |

Comments:

LOCATION: SE 132nd Ave -- SE McGillivray Blvd
CITY/STATE: Vancouver, WA

QC JOB #: 15932010
DATE: Wed, Oct 26 2022



| 5-Min Count Period Beginning At | SE 132nd Ave (Northbound) | | | | SE 132nd Ave (Southbound) | | | | SE McGillivray Blvd (Eastbound) | | | | SE McGillivray Blvd (Westbound) | | | | Total | Hourly Totals |
|---------------------------------|---------------------------|------|-------|---|---------------------------|------|-------|---|---------------------------------|------|-------|---|---------------------------------|------|-------|---|-------|---------------|
| | Left | Thru | Right | U | Left | Thru | Right | U | Left | Thru | Right | U | Left | Thru | Right | U | | |
| 3:00 PM | 5 | 1 | 5 | 0 | 0 | 0 | 1 | 0 | 0 | 25 | 7 | 1 | 4 | 28 | 1 | 0 | 78 | |
| 3:05 PM | 10 | 0 | 5 | 0 | 0 | 0 | 1 | 0 | 2 | 39 | 5 | 0 | 3 | 32 | 1 | 0 | 98 | |
| 3:10 PM | 7 | 0 | 10 | 0 | 0 | 1 | 0 | 0 | 1 | 35 | 5 | 0 | 3 | 15 | 2 | 0 | 79 | |
| 3:15 PM | 5 | 0 | 4 | 0 | 0 | 0 | 1 | 0 | 0 | 30 | 4 | 0 | 1 | 33 | 0 | 2 | 80 | |
| 3:20 PM | 5 | 1 | 6 | 0 | 0 | 0 | 1 | 0 | 1 | 23 | 6 | 0 | 2 | 41 | 1 | 0 | 87 | |
| 3:25 PM | 7 | 1 | 2 | 0 | 0 | 0 | 0 | 0 | 0 | 23 | 10 | 1 | 3 | 35 | 1 | 1 | 84 | |
| 3:30 PM | 10 | 0 | 2 | 0 | 1 | 1 | 1 | 0 | 1 | 16 | 6 | 0 | 2 | 27 | 0 | 4 | 71 | |
| 3:35 PM | 2 | 1 | 5 | 0 | 0 | 2 | 1 | 0 | 2 | 34 | 6 | 0 | 7 | 33 | 0 | 0 | 93 | |
| 3:40 PM | 2 | 1 | 3 | 0 | 1 | 1 | 0 | 0 | 0 | 36 | 5 | 1 | 4 | 29 | 0 | 0 | 83 | |
| 3:45 PM | 3 | 0 | 1 | 0 | 2 | 0 | 0 | 0 | 0 | 23 | 4 | 2 | 4 | 20 | 1 | 1 | 61 | |
| 3:50 PM | 3 | 0 | 3 | 0 | 1 | 2 | 0 | 0 | 0 | 27 | 7 | 0 | 3 | 23 | 1 | 0 | 70 | |
| 3:55 PM | 8 | 2 | 3 | 0 | 1 | 0 | 3 | 0 | 1 | 27 | 5 | 1 | 7 | 21 | 1 | 1 | 81 | 965 |
| 4:00 PM | 7 | 0 | 4 | 0 | 3 | 0 | 1 | 0 | 1 | 33 | 6 | 1 | 3 | 29 | 2 | 2 | 92 | 979 |
| 4:05 PM | 6 | 1 | 3 | 0 | 0 | 0 | 0 | 0 | 2 | 36 | 7 | 0 | 2 | 27 | 2 | 2 | 88 | 969 |
| 4:10 PM | 9 | 0 | 2 | 0 | 3 | 2 | 1 | 0 | 1 | 36 | 4 | 1 | 4 | 26 | 0 | 1 | 90 | 980 |
| 4:15 PM | 7 | 0 | 8 | 0 | 0 | 1 | 0 | 0 | 0 | 38 | 5 | 0 | 5 | 24 | 0 | 0 | 88 | 988 |
| 4:20 PM | 6 | 0 | 6 | 0 | 0 | 0 | 0 | 0 | 0 | 33 | 7 | 2 | 6 | 23 | 1 | 2 | 86 | 987 |
| 4:25 PM | 5 | 0 | 3 | 0 | 0 | 1 | 1 | 0 | 2 | 32 | 11 | 0 | 5 | 24 | 1 | 0 | 85 | 988 |
| 4:30 PM | 10 | 0 | 3 | 0 | 0 | 0 | 2 | 0 | 1 | 35 | 15 | 0 | 3 | 33 | 1 | 1 | 104 | 1021 |
| 4:35 PM | 11 | 1 | 3 | 0 | 0 | 0 | 1 | 0 | 0 | 38 | 5 | 1 | 5 | 25 | 1 | 0 | 91 | 1019 |
| 4:40 PM | 9 | 0 | 4 | 0 | 1 | 2 | 0 | 0 | 1 | 24 | 7 | 0 | 4 | 34 | 1 | 1 | 88 | 1024 |
| 4:45 PM | 9 | 0 | 5 | 0 | 1 | 1 | 0 | 0 | 1 | 26 | 11 | 0 | 2 | 34 | 0 | 0 | 90 | 1053 |
| 4:50 PM | 8 | 0 | 2 | 0 | 1 | 1 | 1 | 0 | 1 | 46 | 8 | 0 | 5 | 24 | 0 | 0 | 97 | 1080 |
| 4:55 PM | 5 | 2 | 4 | 0 | 1 | 0 | 2 | 0 | 0 | 17 | 11 | 2 | 9 | 31 | 1 | 0 | 85 | 1084 |
| 5:00 PM | 9 | 1 | 5 | 0 | 2 | 3 | 0 | 0 | 0 | 34 | 8 | 0 | 3 | 36 | 2 | 2 | 105 | 1097 |
| 5:05 PM | 9 | 2 | 5 | 0 | 1 | 1 | 0 | 0 | 0 | 33 | 9 | 0 | 4 | 22 | 0 | 0 | 86 | 1095 |
| 5:10 PM | 5 | 0 | 2 | 0 | 1 | 1 | 0 | 0 | 0 | 30 | 9 | 1 | 4 | 39 | 0 | 0 | 92 | 1097 |
| 5:15 PM | 7 | 0 | 3 | 0 | 1 | 0 | 0 | 0 | 1 | 36 | 8 | 0 | 2 | 42 | 1 | 1 | 102 | 1111 |
| 5:20 PM | 9 | 1 | 5 | 0 | 0 | 3 | 2 | 0 | 0 | 29 | 8 | 0 | 3 | 41 | 2 | 1 | 104 | 1129 |
| 5:25 PM | 3 | 0 | 5 | 0 | 2 | 1 | 0 | 0 | 3 | 31 | 11 | 1 | 6 | 34 | 1 | 0 | 98 | 1142 |
| 5:30 PM | 9 | 0 | 1 | 0 | 0 | 1 | 0 | 0 | 0 | 30 | 9 | 0 | 5 | 34 | 0 | 0 | 89 | 1127 |
| 5:35 PM | 11 | 1 | 4 | 0 | 1 | 1 | 1 | 0 | 0 | 37 | 12 | 0 | 3 | 36 | 2 | 1 | 110 | 1146 |
| 5:40 PM | 8 | 1 | 3 | 0 | 2 | 0 | 0 | 0 | 1 | 31 | 11 | 0 | 2 | 43 | 0 | 0 | 102 | 1160 |
| 5:45 PM | 8 | 0 | 4 | 0 | 1 | 1 | 0 | 0 | 0 | 31 | 9 | 1 | 4 | 38 | 2 | 0 | 99 | 1169 |
| 5:50 PM | 13 | 2 | 3 | 0 | 0 | 0 | 0 | 0 | 0 | 30 | 5 | 0 | 2 | 29 | 2 | 2 | 88 | 1160 |
| 5:55 PM | 9 | 0 | 3 | 0 | 0 | 1 | 1 | 0 | 0 | 27 | 8 | 2 | 6 | 39 | 0 | 2 | 98 | 1173 |

| Peak 15-Min Flowrates | Northbound | | | | Southbound | | | | Eastbound | | | | Westbound | | | | Total |
|-----------------------|------------|------|-------|---|------------|------|-------|---|-----------|------|-------|---|-----------|------|-------|---|-------|
| | Left | Thru | Right | U | Left | Thru | Right | U | Left | Thru | Right | U | Left | Thru | Right | U | |
| All Vehicles | 108 | 8 | 44 | 0 | 16 | 8 | 4 | 0 | 4 | 396 | 128 | 4 | 36 | 468 | 16 | 4 | 1244 |
| Heavy Trucks | 4 | 0 | 0 | | 0 | 0 | 0 | | 0 | 0 | 0 | | 0 | 8 | 0 | | 12 |
| Buses | | | | | | | | | | | | | | | | | |
| Pedestrians | | 4 | | | | 4 | | | | 0 | | | | 0 | | | 8 |
| Bicycles | 0 | 0 | 0 | | 0 | 0 | 0 | | 0 | 0 | 4 | | 0 | 0 | 0 | | 4 |
| Scooters | | | | | | | | | | | | | | | | | |

Comments:

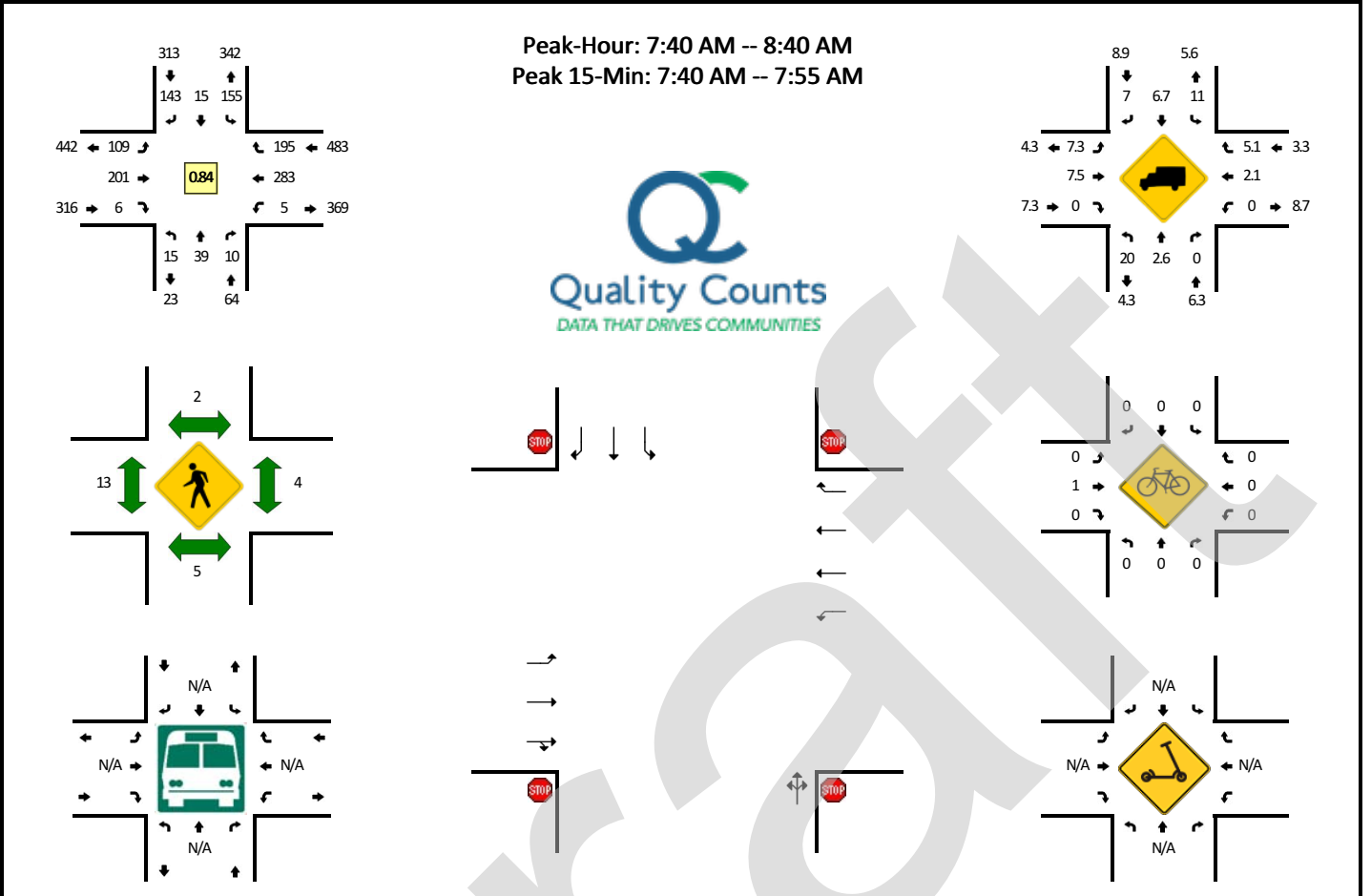
Report generated on 11/18/2022 12:00 PM

SOURCE: Quality Counts, LLC (<http://www.qualitycounts.net>) 1-877-580-2212

Draft

LOCATION: SE 136th Ave -- SE McGillivray Blvd
CITY/STATE: Vancouver, WA

QC JOB #: 15932011
DATE: Wed, Oct 26 2022




| 5-Min Count Period Beginning At | SE 136th Ave (Northbound) | | | | SE 136th Ave (Southbound) | | | | SE McGillivray Blvd (Eastbound) | | | | SE McGillivray Blvd (Westbound) | | | | Total | Hourly Totals |
|---------------------------------|---------------------------|------|-------|---|---------------------------|------|-------|---|---------------------------------|------|-------|---|---------------------------------|------|-------|---|-------|---------------|
| | Left | Thru | Right | U | Left | Thru | Right | U | Left | Thru | Right | U | Left | Thru | Right | U | | |
| 7:00 AM | 1 | 0 | 0 | 0 | 10 | 2 | 0 | 0 | 5 | 10 | 0 | 0 | 0 | 16 | 7 | 0 | 51 | |
| 7:05 AM | 1 | 0 | 0 | 0 | 5 | 3 | 3 | 0 | 2 | 3 | 0 | 0 | 0 | 10 | 12 | 1 | 40 | |
| 7:10 AM | 2 | 4 | 0 | 0 | 5 | 0 | 2 | 0 | 5 | 7 | 2 | 1 | 0 | 12 | 8 | 0 | 48 | |
| 7:15 AM | 3 | 3 | 1 | 0 | 10 | 2 | 4 | 0 | 4 | 7 | 0 | 0 | 0 | 15 | 12 | 0 | 61 | |
| 7:20 AM | 4 | 3 | 0 | 0 | 7 | 0 | 6 | 0 | 3 | 6 | 1 | 0 | 0 | 13 | 11 | 0 | 54 | |
| 7:25 AM | 2 | 3 | 0 | 0 | 9 | 0 | 8 | 0 | 9 | 6 | 1 | 1 | 0 | 13 | 9 | 0 | 61 | |
| 7:30 AM | 2 | 4 | 2 | 0 | 8 | 3 | 6 | 0 | 16 | 12 | 1 | 0 | 0 | 21 | 17 | 0 | 92 | |
| 7:35 AM | 1 | 2 | 0 | 0 | 8 | 1 | 12 | 0 | 8 | 13 | 0 | 0 | 0 | 28 | 16 | 0 | 89 | |
| 7:40 AM | 2 | 4 | 0 | 0 | 7 | 2 | 18 | 0 | 15 | 2 | 0 | 0 | 0 | 25 | 29 | 0 | 104 | |
| 7:45 AM | 2 | 5 | 0 | 0 | 17 | 3 | 15 | 0 | 22 | 5 | 1 | 0 | 0 | 21 | 18 | 0 | 109 | |
| 7:50 AM | 0 | 5 | 1 | 0 | 21 | 1 | 27 | 0 | 15 | 11 | 2 | 0 | 0 | 33 | 21 | 0 | 137 | |
| 7:55 AM | 1 | 1 | 0 | 0 | 13 | 2 | 22 | 0 | 10 | 14 | 1 | 0 | 0 | 15 | 14 | 0 | 93 | |
| 8:00 AM | 2 | 1 | 0 | 0 | 18 | 1 | 20 | 0 | 5 | 13 | 0 | 0 | 0 | 24 | 12 | 0 | 96 | |
| 8:05 AM | 2 | 4 | 0 | 0 | 9 | 2 | 1 | 0 | 4 | 19 | 0 | 0 | 0 | 20 | 12 | 0 | 73 | |
| 8:10 AM | 2 | 2 | 1 | 0 | 9 | 1 | 5 | 0 | 9 | 18 | 0 | 0 | 0 | 16 | 10 | 0 | 73 | |
| 8:15 AM | 1 | 4 | 1 | 0 | 11 | 1 | 12 | 0 | 7 | 22 | 0 | 0 | 0 | 22 | 14 | 0 | 95 | |
| 8:20 AM | 0 | 4 | 2 | 0 | 19 | 2 | 5 | 0 | 8 | 31 | 1 | 0 | 0 | 23 | 13 | 1 | 109 | |
| 8:25 AM | 0 | 6 | 0 | 0 | 11 | 0 | 1 | 0 | 6 | 28 | 0 | 0 | 0 | 19 | 22 | 1 | 94 | |
| 8:30 AM | 2 | 2 | 4 | 0 | 13 | 0 | 7 | 0 | 1 | 24 | 1 | 1 | 1 | 29 | 14 | 1 | 100 | |
| 8:35 AM | 1 | 1 | 1 | 0 | 7 | 0 | 10 | 0 | 6 | 14 | 0 | 0 | 1 | 36 | 16 | 0 | 93 | |
| 8:40 AM | 3 | 3 | 0 | 0 | 9 | 0 | 6 | 0 | 5 | 13 | 1 | 0 | 0 | 32 | 26 | 0 | 98 | |
| 8:45 AM | 1 | 3 | 0 | 0 | 8 | 1 | 4 | 0 | 4 | 22 | 0 | 0 | 0 | 28 | 12 | 1 | 84 | |
| 8:50 AM | 1 | 1 | 1 | 0 | 8 | 3 | 8 | 0 | 5 | 16 | 0 | 0 | 0 | 21 | 9 | 0 | 73 | |
| 8:55 AM | 0 | 0 | 0 | 0 | 7 | 2 | 11 | 0 | 13 | 10 | 1 | 0 | 0 | 25 | 8 | 0 | 77 | |
| Peak 15-Min Flowrates | Northbound | | | | Southbound | | | | Eastbound | | | | Westbound | | | | Total | |
| | Left | Thru | Right | U | Left | Thru | Right | U | Left | Thru | Right | U | Left | Thru | Right | U | | |
| All Vehicles | 16 | 56 | 4 | 0 | 180 | 24 | 240 | 0 | 208 | 72 | 12 | 0 | 0 | 316 | 272 | 0 | 1400 | |
| Heavy Trucks | 4 | 0 | 0 | 0 | 20 | 4 | 20 | 0 | 20 | 4 | 0 | 0 | 0 | 4 | 8 | 0 | 84 | |
| Buses | | | | | | | | | | | | | | | | | | |
| Pedestrians | | 8 | | | | 4 | | | | 44 | | | | 8 | | | 64 | |
| Bicycles | 0 | 0 | 0 | | 0 | 0 | 0 | | 0 | 0 | 0 | | 0 | 0 | 0 | | 0 | |
| Scoters | | | | | | | | | | | | | | | | | | |

Comments:

LOCATION: SE 136th Ave -- SE McGillivray Blvd
CITY/STATE: Vancouver, WA

QC JOB #: 15932012
DATE: Wed, Oct 26 2022



| 5-Min Count Period Beginning At | SE 136th Ave (Northbound) | | | | SE 136th Ave (Southbound) | | | | SE McGillivray Blvd (Eastbound) | | | | SE McGillivray Blvd (Westbound) | | | | Total | Hourly Totals |
|---------------------------------|---------------------------|------|-------|---|---------------------------|------|-------|---|---------------------------------|------|-------|---|---------------------------------|------|-------|---|-------|---------------|
| | Left | Thru | Right | U | Left | Thru | Right | U | Left | Thru | Right | U | Left | Thru | Right | U | | |
| 3:00 PM | 0 | 4 | 1 | 0 | 17 | 2 | 8 | 0 | 10 | 17 | 1 | 2 | 2 | 24 | 9 | 1 | 98 | |
| 3:05 PM | 0 | 3 | 1 | 0 | 20 | 3 | 13 | 0 | 5 | 31 | 1 | 1 | 0 | 19 | 7 | 0 | 104 | |
| 3:10 PM | 0 | 2 | 2 | 0 | 20 | 1 | 5 | 0 | 15 | 32 | 3 | 0 | 1 | 16 | 6 | 0 | 103 | |
| 3:15 PM | 0 | 1 | 1 | 0 | 20 | 3 | 8 | 0 | 6 | 22 | 0 | 0 | 0 | 29 | 22 | 0 | 112 | |
| 3:20 PM | 0 | 2 | 0 | 0 | 15 | 5 | 8 | 0 | 16 | 18 | 1 | 0 | 2 | 40 | 23 | 0 | 130 | |
| 3:25 PM | 0 | 2 | 0 | 0 | 15 | 4 | 7 | 0 | 8 | 16 | 1 | 0 | 1 | 35 | 29 | 0 | 118 | |
| 3:30 PM | 2 | 4 | 0 | 0 | 14 | 4 | 6 | 0 | 4 | 18 | 0 | 0 | 0 | 21 | 15 | 0 | 88 | |
| 3:35 PM | 0 | 2 | 0 | 0 | 9 | 1 | 15 | 0 | 11 | 21 | 2 | 0 | 1 | 27 | 12 | 0 | 101 | |
| 3:40 PM | 1 | 3 | 0 | 0 | 20 | 1 | 9 | 0 | 11 | 26 | 3 | 3 | 0 | 17 | 9 | 0 | 103 | |
| 3:45 PM | 0 | 2 | 0 | 0 | 17 | 1 | 5 | 0 | 6 | 21 | 1 | 0 | 0 | 22 | 18 | 1 | 94 | |
| 3:50 PM | 0 | 2 | 1 | 0 | 15 | 4 | 15 | 0 | 8 | 24 | 1 | 0 | 1 | 16 | 13 | 0 | 100 | |
| 3:55 PM | 0 | 1 | 0 | 0 | 15 | 2 | 10 | 0 | 11 | 16 | 0 | 0 | 0 | 17 | 12 | 0 | 84 | |
| 4:00 PM | 2 | 2 | 1 | 0 | 12 | 1 | 8 | 0 | 8 | 33 | 0 | 2 | 0 | 28 | 11 | 0 | 108 | |
| 4:05 PM | 0 | 2 | 0 | 0 | 21 | 7 | 7 | 0 | 15 | 26 | 1 | 1 | 0 | 22 | 23 | 1 | 126 | |
| 4:10 PM | 0 | 4 | 0 | 0 | 14 | 3 | 11 | 0 | 10 | 28 | 1 | 0 | 1 | 20 | 14 | 0 | 106 | |
| 4:15 PM | 0 | 2 | 1 | 0 | 20 | 3 | 12 | 0 | 19 | 26 | 1 | 0 | 2 | 18 | 12 | 0 | 116 | |
| 4:20 PM | 0 | 0 | 1 | 0 | 17 | 0 | 11 | 0 | 7 | 32 | 1 | 1 | 1 | 20 | 10 | 0 | 101 | |
| 4:25 PM | 0 | 0 | 1 | 0 | 27 | 6 | 17 | 0 | 20 | 18 | 1 | 0 | 0 | 15 | 9 | 0 | 114 | |
| 4:30 PM | 1 | 4 | 0 | 0 | 18 | 3 | 23 | 0 | 15 | 20 | 1 | 0 | 0 | 13 | 13 | 0 | 111 | |
| 4:35 PM | 0 | 5 | 0 | 0 | 22 | 4 | 10 | 0 | 12 | 25 | 2 | 0 | 0 | 22 | 17 | 0 | 119 | |
| 4:40 PM | 2 | 1 | 0 | 0 | 22 | 3 | 13 | 0 | 9 | 21 | 2 | 0 | 0 | 27 | 9 | 0 | 109 | |
| 4:45 PM | 2 | 3 | 1 | 0 | 24 | 2 | 6 | 0 | 7 | 19 | 3 | 0 | 1 | 26 | 20 | 1 | 115 | |
| 4:50 PM | 1 | 1 | 0 | 0 | 21 | 3 | 10 | 0 | 7 | 35 | 5 | 0 | 0 | 19 | 10 | 0 | 112 | |
| 4:55 PM | 2 | 5 | 1 | 0 | 28 | 3 | 17 | 0 | 5 | 22 | 1 | 0 | 0 | 25 | 12 | 0 | 121 | |
| 5:00 PM | 1 | 2 | 2 | 0 | 24 | 2 | 9 | 0 | 11 | 24 | 0 | 0 | 2 | 27 | 13 | 0 | 117 | |
| 5:05 PM | 1 | 5 | 0 | 0 | 15 | 3 | 7 | 1 | 17 | 28 | 1 | 0 | 0 | 18 | 15 | 1 | 112 | |
| 5:10 PM | 2 | 3 | 2 | 0 | 22 | 7 | 14 | 0 | 11 | 23 | 0 | 0 | 1 | 29 | 7 | 0 | 121 | |
| 5:15 PM | 0 | 4 | 0 | 0 | 21 | 3 | 12 | 0 | 10 | 28 | 1 | 0 | 0 | 33 | 14 | 0 | 126 | |
| 5:20 PM | 0 | 5 | 0 | 0 | 16 | 7 | 8 | 0 | 10 | 20 | 3 | 0 | 1 | 34 | 10 | 0 | 114 | |
| 5:25 PM | 0 | 4 | 0 | 0 | 23 | 2 | 10 | 0 | 8 | 32 | 1 | 0 | 1 | 34 | 18 | 0 | 133 | |
| 5:30 PM | 1 | 2 | 1 | 0 | 14 | 3 | 13 | 0 | 7 | 24 | 2 | 0 | 1 | 25 | 23 | 1 | 117 | |
| 5:35 PM | 0 | 4 | 2 | 0 | 10 | 1 | 5 | 0 | 5 | 31 | 3 | 0 | 1 | 35 | 12 | 0 | 109 | |
| 5:40 PM | 1 | 7 | 0 | 0 | 24 | 1 | 3 | 0 | 11 | 27 | 1 | 0 | 1 | 39 | 8 | 0 | 123 | |
| 5:45 PM | 1 | 4 | 1 | 0 | 14 | 3 | 13 | 0 | 10 | 26 | 1 | 1 | 2 | 31 | 9 | 0 | 116 | |
| 5:50 PM | 2 | 2 | 0 | 0 | 11 | 8 | 9 | 0 | 11 | 20 | 2 | 0 | 0 | 29 | 13 | 0 | 107 | |
| 5:55 PM | 0 | 6 | 0 | 0 | 18 | 4 | 6 | 0 | 8 | 23 | 1 | 0 | 1 | 33 | 17 | 0 | 117 | |

| Peak 15-Min Flowrates | Northbound | | | | Southbound | | | | Eastbound | | | | Westbound | | | | Total |
|-----------------------|------------|------|-------|---|------------|------|-------|---|-----------|------|-------|---|-----------|------|-------|---|-------|
| | Left | Thru | Right | U | Left | Thru | Right | U | Left | Thru | Right | U | Left | Thru | Right | U | |
| All Vehicles | 0 | 52 | 0 | 0 | 240 | 48 | 120 | 0 | 112 | 320 | 20 | 0 | 8 | 404 | 168 | 0 | 1492 |
| Heavy Trucks | 0 | 0 | 0 | 0 | 4 | 0 | 8 | 0 | 0 | 4 | 0 | 0 | 0 | 0 | 8 | 0 | 24 |
| Buses | | | | | | | | | | | | | | | | | |
| Pedestrians | | 4 | | | | 0 | | | | 0 | | | | 4 | | | 8 |
| Bicycles | 0 | 0 | 0 | | 0 | 0 | 0 | | 0 | 0 | 0 | | 0 | 0 | 0 | | 0 |
| Scoters | | | | | | | | | | | | | | | | | |

Comments:

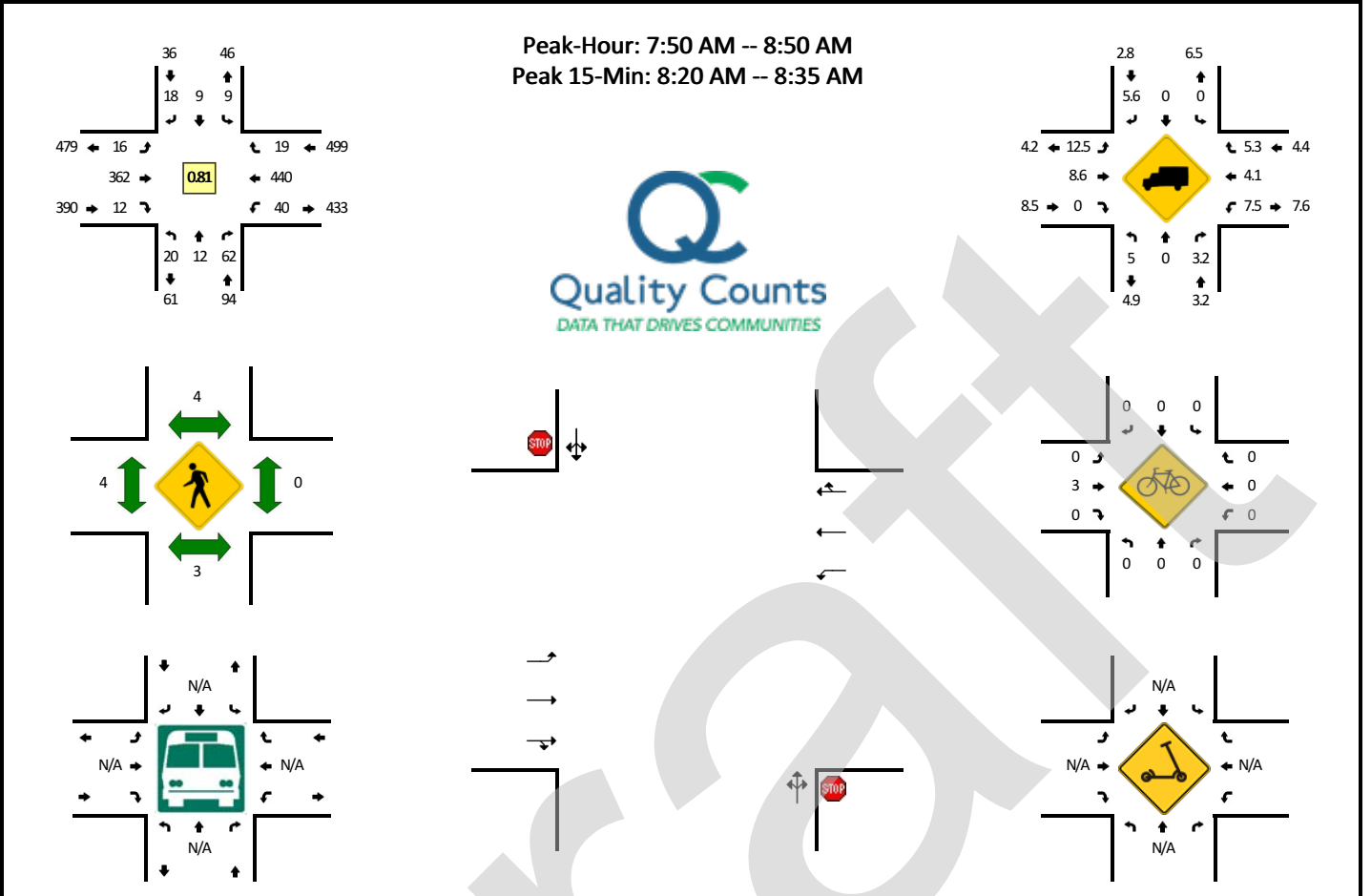
Report generated on 11/18/2022 12:00 PM

SOURCE: Quality Counts, LLC (<http://www.qualitycounts.net>) 1-877-580-2212

Draft

LOCATION: SE 19th St -- SE McGillivray Blvd
CITY/STATE: Vancouver, WA

QC JOB #: 15932013
DATE: Wed, Oct 26 2022

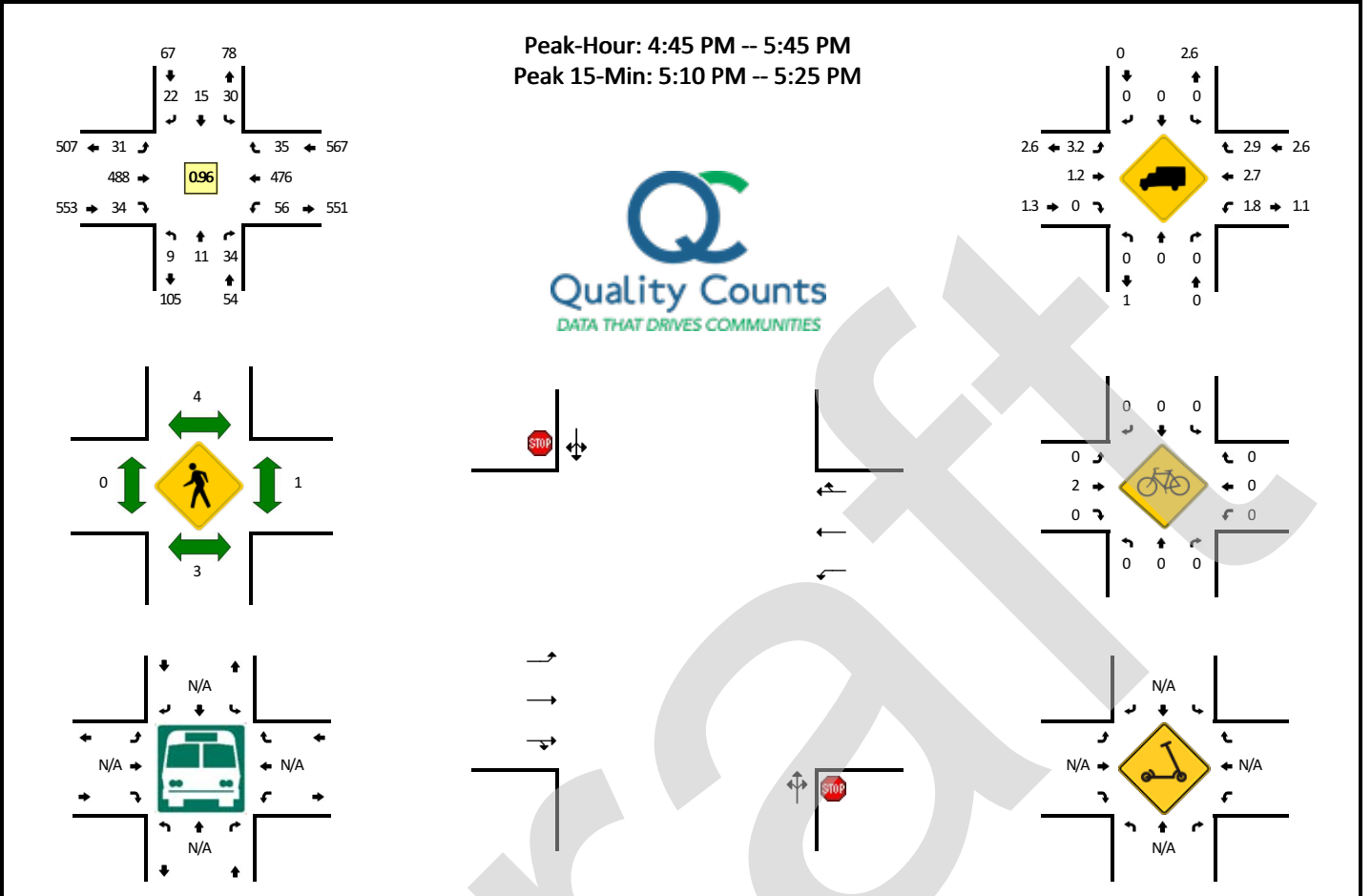


| 5-Min Count Period Beginning At | SE 19th St (Northbound) | | | | SE 19th St (Southbound) | | | | SE McGillivray Blvd (Eastbound) | | | | SE McGillivray Blvd (Westbound) | | | | Total | Hourly Totals |
|---------------------------------|-------------------------|------|-------|---|-------------------------|------|-------|---|---------------------------------|------|-------|---|---------------------------------|------|-------|---|-------|---------------|
| | Left | Thru | Right | U | Left | Thru | Right | U | Left | Thru | Right | U | Left | Thru | Right | U | | |
| 7:00 AM | 4 | 0 | 2 | 0 | 0 | 0 | 2 | 0 | 0 | 18 | 1 | 0 | 0 | 19 | 0 | 0 | 46 | |
| 7:05 AM | 1 | 0 | 0 | 0 | 1 | 0 | 3 | 0 | 0 | 9 | 1 | 0 | 0 | 14 | 0 | 0 | 29 | |
| 7:10 AM | 3 | 0 | 2 | 0 | 1 | 0 | 2 | 0 | 1 | 7 | 1 | 0 | 2 | 19 | 2 | 0 | 40 | |
| 7:15 AM | 2 | 1 | 1 | 0 | 0 | 1 | 2 | 0 | 0 | 17 | 1 | 0 | 1 | 27 | 0 | 0 | 53 | |
| 7:20 AM | 1 | 0 | 4 | 0 | 1 | 0 | 2 | 0 | 0 | 16 | 0 | 0 | 1 | 19 | 1 | 0 | 45 | |
| 7:25 AM | 1 | 0 | 3 | 0 | 0 | 0 | 1 | 0 | 0 | 12 | 3 | 0 | 1 | 25 | 1 | 1 | 48 | |
| 7:30 AM | 4 | 0 | 3 | 0 | 0 | 0 | 1 | 0 | 0 | 19 | 0 | 0 | 2 | 31 | 2 | 0 | 62 | |
| 7:35 AM | 2 | 1 | 3 | 0 | 1 | 0 | 2 | 0 | 1 | 21 | 1 | 0 | 2 | 40 | 0 | 0 | 74 | |
| 7:40 AM | 2 | 1 | 1 | 0 | 1 | 1 | 4 | 0 | 0 | 9 | 0 | 0 | 2 | 43 | 2 | 0 | 66 | |
| 7:45 AM | 2 | 0 | 1 | 0 | 1 | 0 | 4 | 0 | 2 | 20 | 1 | 0 | 1 | 37 | 1 | 0 | 70 | |
| 7:50 AM | 5 | 0 | 3 | 0 | 0 | 1 | 1 | 0 | 0 | 27 | 2 | 0 | 1 | 41 | 2 | 0 | 83 | |
| 7:55 AM | 1 | 1 | 2 | 0 | 1 | 0 | 1 | 0 | 0 | 20 | 4 | 0 | 2 | 32 | 1 | 0 | 65 | 681 |
| 8:00 AM | 1 | 0 | 5 | 0 | 1 | 0 | 1 | 0 | 1 | 32 | 1 | 0 | 1 | 31 | 1 | 0 | 75 | 710 |
| 8:05 AM | 4 | 1 | 2 | 0 | 1 | 0 | 1 | 0 | 6 | 24 | 0 | 0 | 2 | 25 | 0 | 0 | 66 | 747 |
| 8:10 AM | 0 | 1 | 7 | 0 | 1 | 1 | 1 | 0 | 1 | 27 | 0 | 0 | 2 | 29 | 2 | 0 | 72 | 779 |
| 8:15 AM | 2 | 0 | 2 | 0 | 0 | 1 | 3 | 0 | 0 | 33 | 0 | 0 | 5 | 29 | 3 | 0 | 78 | 804 |
| 8:20 AM | 0 | 0 | 15 | 0 | 0 | 2 | 2 | 0 | 1 | 49 | 0 | 0 | 5 | 31 | 2 | 0 | 107 | 866 |
| 8:25 AM | 0 | 1 | 7 | 0 | 1 | 1 | 1 | 0 | 1 | 41 | 1 | 0 | 5 | 47 | 3 | 0 | 109 | 927 |
| 8:30 AM | 2 | 5 | 7 | 0 | 1 | 2 | 0 | 0 | 0 | 37 | 2 | 0 | 2 | 39 | 0 | 0 | 97 | 962 |
| 8:35 AM | 3 | 0 | 3 | 0 | 1 | 0 | 2 | 0 | 0 | 23 | 1 | 0 | 7 | 49 | 3 | 0 | 92 | 980 |
| 8:40 AM | 2 | 2 | 5 | 0 | 2 | 1 | 1 | 0 | 1 | 19 | 1 | 0 | 4 | 54 | 0 | 0 | 92 | 1006 |
| 8:45 AM | 0 | 1 | 4 | 0 | 0 | 0 | 4 | 0 | 4 | 30 | 0 | 1 | 4 | 33 | 2 | 0 | 83 | 1019 |
| 8:50 AM | 2 | 0 | 0 | 0 | 2 | 0 | 2 | 0 | 2 | 20 | 2 | 0 | 1 | 28 | 2 | 0 | 61 | 997 |
| 8:55 AM | 2 | 1 | 2 | 0 | 2 | 0 | 2 | 0 | 2 | 17 | 2 | 0 | 2 | 31 | 2 | 0 | 65 | 997 |
| Peak 15-Min Flowrates | Northbound | | | | Southbound | | | | Eastbound | | | | Westbound | | | | Total | |
| | Left | Thru | Right | U | Left | Thru | Right | U | Left | Thru | Right | U | Left | Thru | Right | U | | |
| All Vehicles | 8 | 24 | 116 | 0 | 8 | 20 | 12 | 0 | 8 | 508 | 12 | 0 | 48 | 468 | 20 | 0 | 1252 | |
| Heavy Trucks | 0 | 0 | 0 | | 0 | 0 | 4 | | 0 | 36 | 0 | | 0 | 24 | 0 | | 64 | |
| Buses | | | | | | | | | | | | | | | | | | |
| Pedestrians | | 4 | | | | 12 | | | | 0 | | | | 0 | | | 16 | |
| Bicycles | 0 | 0 | 0 | | 0 | 0 | 0 | | 0 | 8 | 0 | | 0 | 0 | 0 | | 8 | |
| Scoters | | | | | | | | | | | | | | | | | | |

Comments:

LOCATION: SE 19th St -- SE McGillivray Blvd
CITY/STATE: Vancouver, WA

QC JOB #: 15932014
DATE: Wed, Oct 26 2022



| 5-Min Count Period Beginning At | SE 19th St (Northbound) | | | | SE 19th St (Southbound) | | | | SE McGillivray Blvd (Eastbound) | | | | SE McGillivray Blvd (Westbound) | | | | Total | Hourly Totals |
|---------------------------------|-------------------------|------|-------|---|-------------------------|------|-------|---|---------------------------------|------|-------|---|---------------------------------|------|-------|---|-------|---------------|
| | Left | Thru | Right | U | Left | Thru | Right | U | Left | Thru | Right | U | Left | Thru | Right | U | | |
| 3:00 PM | 2 | 0 | 4 | 0 | 1 | 0 | 2 | 0 | 0 | 33 | 3 | 0 | 2 | 32 | 4 | 0 | 83 | |
| 3:05 PM | 0 | 0 | 3 | 0 | 0 | 0 | 1 | 0 | 3 | 45 | 0 | 0 | 2 | 24 | 1 | 0 | 79 | |
| 3:10 PM | 0 | 1 | 4 | 0 | 0 | 0 | 4 | 0 | 2 | 51 | 1 | 0 | 3 | 26 | 0 | 0 | 92 | |
| 3:15 PM | 0 | 0 | 3 | 0 | 2 | 2 | 1 | 0 | 4 | 33 | 2 | 1 | 6 | 59 | 3 | 0 | 116 | |
| 3:20 PM | 1 | 0 | 2 | 0 | 0 | 0 | 3 | 0 | 1 | 36 | 3 | 0 | 4 | 49 | 1 | 0 | 100 | |
| 3:25 PM | 0 | 0 | 3 | 0 | 1 | 2 | 1 | 0 | 1 | 28 | 1 | 0 | 10 | 60 | 2 | 0 | 109 | |
| 3:30 PM | 0 | 0 | 4 | 0 | 2 | 0 | 1 | 0 | 0 | 31 | 1 | 0 | 2 | 35 | 7 | 0 | 83 | |
| 3:35 PM | 1 | 0 | 4 | 0 | 4 | 0 | 1 | 0 | 2 | 28 | 0 | 2 | 6 | 33 | 1 | 0 | 82 | |
| 3:40 PM | 2 | 0 | 2 | 0 | 1 | 0 | 2 | 0 | 4 | 37 | 2 | 0 | 1 | 22 | 0 | 0 | 73 | |
| 3:45 PM | 0 | 0 | 5 | 0 | 1 | 0 | 1 | 0 | 3 | 33 | 2 | 1 | 3 | 41 | 4 | 0 | 94 | |
| 3:50 PM | 1 | 0 | 4 | 0 | 3 | 0 | 0 | 0 | 1 | 32 | 3 | 0 | 1 | 30 | 0 | 0 | 75 | |
| 3:55 PM | 1 | 1 | 2 | 0 | 2 | 0 | 1 | 0 | 1 | 31 | 2 | 1 | 4 | 24 | 2 | 0 | 72 | 1058 |
| 4:00 PM | 0 | 2 | 2 | 0 | 0 | 1 | 1 | 0 | 3 | 38 | 1 | 0 | 6 | 37 | 3 | 0 | 94 | 1069 |
| 4:05 PM | 1 | 0 | 4 | 0 | 0 | 0 | 3 | 0 | 2 | 33 | 4 | 0 | 2 | 46 | 1 | 0 | 96 | 1086 |
| 4:10 PM | 0 | 1 | 2 | 0 | 3 | 1 | 2 | 0 | 1 | 38 | 3 | 0 | 1 | 34 | 0 | 0 | 86 | 1080 |
| 4:15 PM | 0 | 0 | 6 | 0 | 1 | 0 | 2 | 0 | 2 | 46 | 1 | 0 | 6 | 30 | 2 | 0 | 96 | 1060 |
| 4:20 PM | 3 | 0 | 1 | 0 | 3 | 1 | 3 | 0 | 2 | 42 | 3 | 0 | 3 | 24 | 2 | 0 | 87 | 1047 |
| 4:25 PM | 1 | 0 | 2 | 0 | 2 | 0 | 1 | 0 | 3 | 33 | 4 | 0 | 3 | 23 | 0 | 0 | 72 | 1010 |
| 4:30 PM | 0 | 1 | 1 | 0 | 5 | 0 | 0 | 0 | 3 | 39 | 0 | 0 | 3 | 27 | 1 | 0 | 80 | 1007 |
| 4:35 PM | 0 | 0 | 3 | 0 | 1 | 0 | 1 | 0 | 1 | 41 | 3 | 0 | 2 | 37 | 1 | 0 | 90 | 1015 |
| 4:40 PM | 3 | 1 | 3 | 0 | 1 | 0 | 0 | 0 | 2 | 37 | 3 | 0 | 3 | 33 | 3 | 0 | 89 | 1031 |
| 4:45 PM | 0 | 0 | 1 | 0 | 5 | 0 | 1 | 1 | 4 | 36 | 3 | 0 | 4 | 42 | 4 | 0 | 101 | 1038 |
| 4:50 PM | 1 | 0 | 3 | 0 | 2 | 2 | 3 | 0 | 3 | 49 | 4 | 0 | 5 | 26 | 2 | 0 | 100 | 1063 |
| 4:55 PM | 1 | 0 | 3 | 0 | 0 | 1 | 2 | 0 | 4 | 39 | 4 | 0 | 0 | 37 | 5 | 0 | 96 | 1087 |
| 5:00 PM | 2 | 0 | 4 | 0 | 3 | 0 | 2 | 0 | 0 | 44 | 2 | 0 | 9 | 32 | 4 | 0 | 102 | 1095 |
| 5:05 PM | 0 | 3 | 2 | 0 | 2 | 0 | 1 | 0 | 3 | 39 | 2 | 0 | 5 | 40 | 2 | 0 | 99 | 1098 |
| 5:10 PM | 2 | 1 | 4 | 0 | 2 | 0 | 1 | 0 | 3 | 45 | 3 | 0 | 7 | 35 | 4 | 0 | 107 | 1119 |
| 5:15 PM | 0 | 1 | 5 | 0 | 1 | 1 | 3 | 0 | 1 | 39 | 6 | 0 | 6 | 43 | 3 | 0 | 109 | 1132 |
| 5:20 PM | 1 | 2 | 6 | 0 | 6 | 2 | 2 | 0 | 4 | 34 | 0 | 0 | 5 | 43 | 1 | 0 | 106 | 1151 |
| 5:25 PM | 0 | 0 | 0 | 0 | 1 | 2 | 3 | 0 | 2 | 44 | 5 | 0 | 4 | 44 | 2 | 0 | 107 | 1186 |
| 5:30 PM | 0 | 1 | 1 | 0 | 5 | 5 | 1 | 0 | 4 | 39 | 1 | 0 | 3 | 44 | 1 | 0 | 105 | 1211 |
| 5:35 PM | 0 | 2 | 2 | 0 | 1 | 1 | 3 | 0 | 2 | 37 | 2 | 0 | 6 | 46 | 3 | 0 | 105 | 1226 |
| 5:40 PM | 2 | 1 | 3 | 0 | 1 | 1 | 0 | 0 | 1 | 43 | 2 | 0 | 2 | 44 | 4 | 0 | 104 | 1241 |
| 5:45 PM | 2 | 0 | 2 | 0 | 1 | 2 | 1 | 0 | 3 | 39 | 1 | 2 | 3 | 42 | 2 | 0 | 100 | 1240 |
| 5:50 PM | 1 | 0 | 7 | 0 | 0 | 0 | 5 | 0 | 1 | 26 | 1 | 0 | 6 | 31 | 2 | 0 | 80 | 1220 |
| 5:55 PM | 2 | 0 | 2 | 0 | 3 | 0 | 1 | 0 | 3 | 36 | 1 | 1 | 3 | 45 | 2 | 0 | 99 | 1223 |

| Peak 15-Min Flowrates | Northbound | | | | Southbound | | | | Eastbound | | | | Westbound | | | | Total |
|-----------------------|------------|------|-------|---|------------|------|-------|---|-----------|------|-------|---|-----------|------|-------|---|-------|
| | Left | Thru | Right | U | Left | Thru | Right | U | Left | Thru | Right | U | Left | Thru | Right | U | |
| All Vehicles | 12 | 16 | 60 | 0 | 36 | 12 | 24 | 0 | 32 | 472 | 36 | 0 | 72 | 484 | 32 | 0 | 1288 |
| Heavy Trucks | 0 | 0 | 0 | | 0 | 0 | 0 | | 4 | 8 | 0 | | 0 | 8 | 0 | | 20 |
| Buses | | | | | | | | | | | | | | | | | |
| Pedestrians | | 4 | | | | 0 | | | | 0 | | | | 0 | | | 4 |
| Bicycles | 0 | 0 | 0 | | 0 | 0 | 0 | | 0 | 0 | 0 | | 0 | 0 | 0 | | 0 |
| Scoters | | | | | | | | | | | | | | | | | |

Comments:

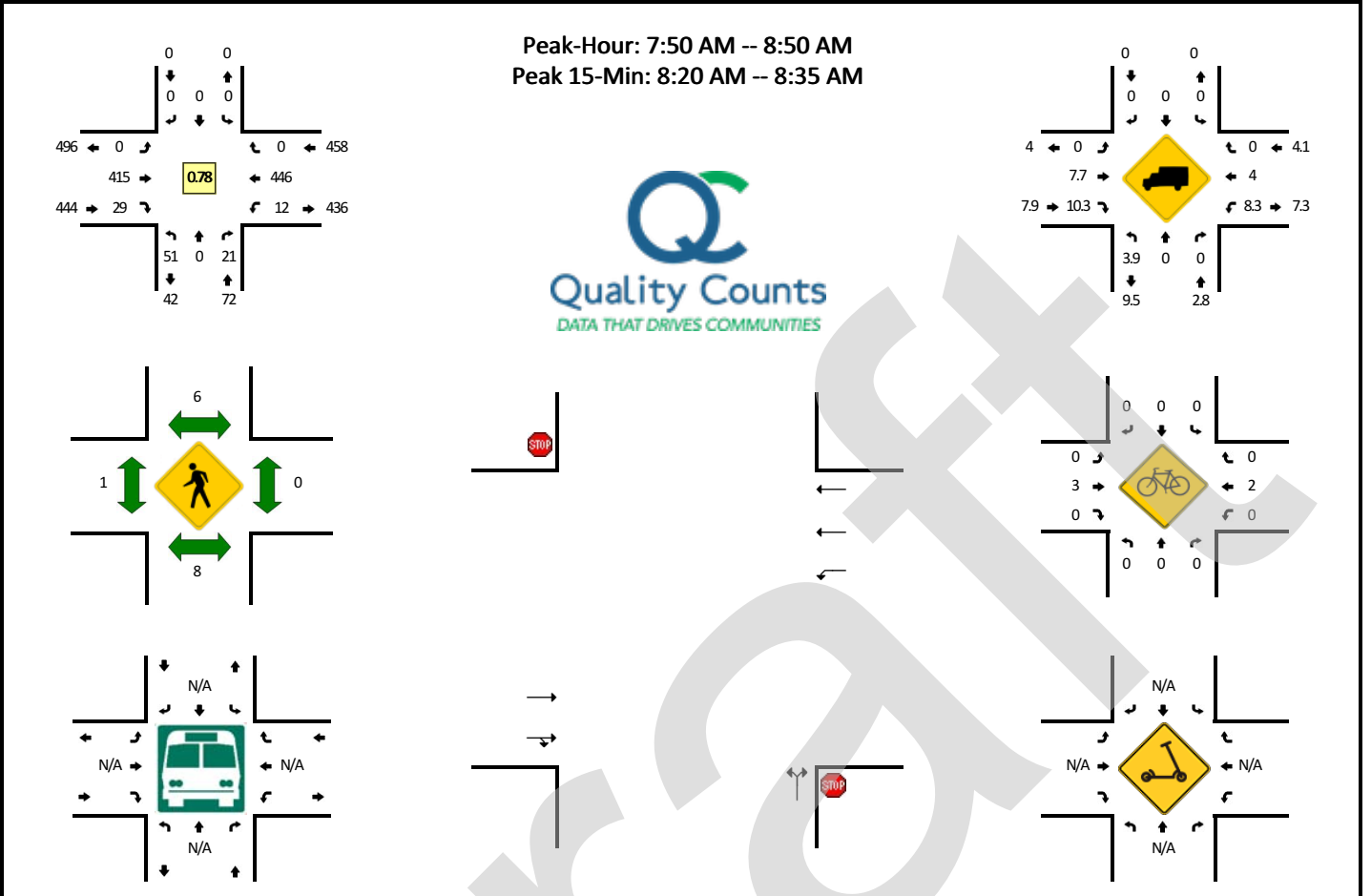
Report generated on 11/18/2022 12:00 PM

SOURCE: Quality Counts, LLC (<http://www.qualitycounts.net>) 1-877-580-2212

Draft

LOCATION: SE Bella Vista Rd -- SE McGillivray Blvd
CITY/STATE: Vancouver, WA

QC JOB #: 15932015
DATE: Wed, Oct 26 2022

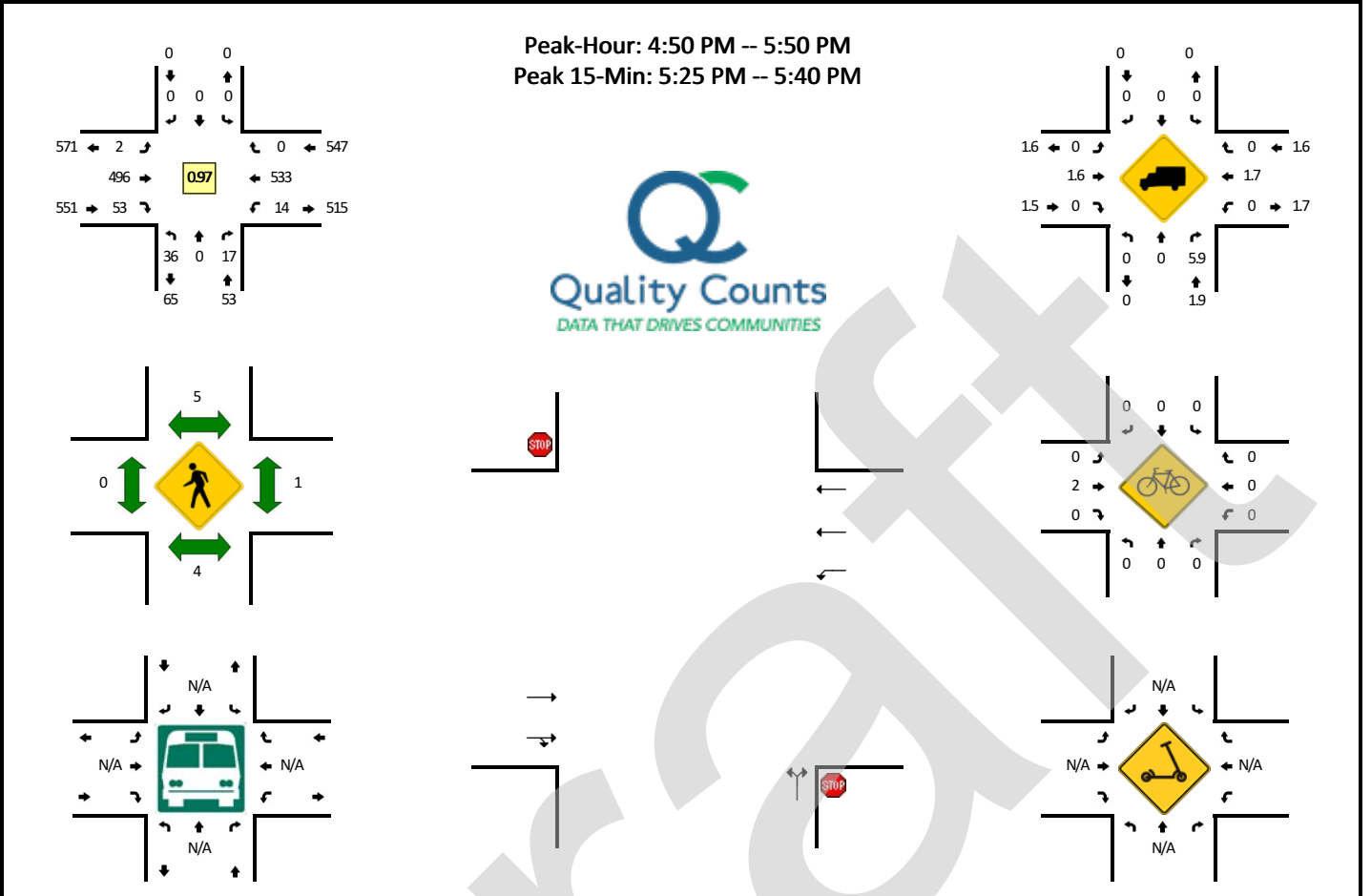


| 5-Min Count Period Beginning At | SE Bella Vista Rd (Northbound) | | | | SE Bella Vista Rd (Southbound) | | | | SE McGillivray Blvd (Eastbound) | | | | SE McGillivray Blvd (Westbound) | | | | Total | Hourly Totals |
|---------------------------------|--------------------------------|------|-------|---|--------------------------------|------|-------|---|---------------------------------|------|-------|---|---------------------------------|------|-------|---|-------|---------------|
| | Left | Thru | Right | U | Left | Thru | Right | U | Left | Thru | Right | U | Left | Thru | Right | U | | |
| 7:00 AM | 4 | 0 | 0 | 0 | 0 | 0 | 0 | 0 | 0 | 18 | 1 | 0 | 0 | 16 | 0 | 0 | 39 | |
| 7:05 AM | 2 | 0 | 1 | 0 | 0 | 0 | 0 | 0 | 0 | 7 | 3 | 0 | 0 | 12 | 0 | 0 | 25 | |
| 7:10 AM | 9 | 0 | 2 | 0 | 0 | 0 | 1 | 0 | 0 | 10 | 1 | 0 | 1 | 13 | 0 | 0 | 37 | |
| 7:15 AM | 2 | 0 | 0 | 0 | 0 | 0 | 0 | 0 | 0 | 19 | 0 | 0 | 1 | 25 | 0 | 0 | 47 | |
| 7:20 AM | 1 | 0 | 1 | 0 | 0 | 0 | 0 | 0 | 0 | 20 | 2 | 0 | 0 | 19 | 0 | 0 | 43 | |
| 7:25 AM | 6 | 0 | 0 | 0 | 0 | 0 | 0 | 0 | 0 | 13 | 2 | 0 | 0 | 21 | 0 | 0 | 42 | |
| 7:30 AM | 7 | 0 | 1 | 0 | 0 | 0 | 0 | 0 | 0 | 21 | 1 | 1 | 0 | 27 | 0 | 1 | 59 | |
| 7:35 AM | 7 | 0 | 2 | 0 | 0 | 0 | 0 | 0 | 0 | 26 | 0 | 0 | 0 | 35 | 0 | 0 | 70 | |
| 7:40 AM | 7 | 0 | 0 | 0 | 0 | 0 | 0 | 0 | 0 | 11 | 1 | 0 | 0 | 38 | 0 | 0 | 57 | |
| 7:45 AM | 9 | 0 | 1 | 0 | 0 | 0 | 0 | 0 | 0 | 18 | 1 | 0 | 0 | 33 | 0 | 1 | 63 | |
| 7:50 AM | 5 | 0 | 0 | 0 | 0 | 0 | 0 | 0 | 0 | 28 | 3 | 0 | 0 | 37 | 0 | 0 | 73 | |
| 7:55 AM | 8 | 0 | 0 | 0 | 0 | 0 | 0 | 0 | 0 | 21 | 4 | 0 | 1 | 27 | 0 | 0 | 61 | 616 |
| 8:00 AM | 4 | 0 | 0 | 0 | 0 | 0 | 0 | 0 | 0 | 36 | 2 | 0 | 1 | 29 | 0 | 0 | 72 | 649 |
| 8:05 AM | 2 | 0 | 0 | 0 | 0 | 0 | 0 | 0 | 0 | 28 | 2 | 0 | 0 | 26 | 0 | 0 | 58 | 682 |
| 8:10 AM | 2 | 0 | 4 | 0 | 0 | 0 | 0 | 0 | 0 | 37 | 0 | 0 | 0 | 28 | 0 | 0 | 71 | 716 |
| 8:15 AM | 8 | 0 | 3 | 0 | 0 | 0 | 0 | 0 | 0 | 32 | 1 | 0 | 0 | 29 | 0 | 0 | 73 | 742 |
| 8:20 AM | 3 | 0 | 5 | 0 | 0 | 0 | 0 | 0 | 0 | 60 | 4 | 0 | 1 | 38 | 0 | 0 | 111 | 810 |
| 8:25 AM | 4 | 0 | 3 | 0 | 0 | 0 | 0 | 0 | 0 | 50 | 3 | 0 | 3 | 48 | 0 | 0 | 111 | 879 |
| 8:30 AM | 5 | 0 | 2 | 0 | 0 | 0 | 0 | 0 | 0 | 44 | 2 | 0 | 0 | 39 | 0 | 0 | 92 | 912 |
| 8:35 AM | 2 | 0 | 0 | 1 | 0 | 0 | 0 | 0 | 0 | 26 | 1 | 0 | 3 | 56 | 0 | 0 | 89 | 931 |
| 8:40 AM | 5 | 0 | 1 | 0 | 0 | 0 | 0 | 0 | 0 | 22 | 4 | 0 | 1 | 54 | 0 | 0 | 87 | 961 |
| 8:45 AM | 2 | 0 | 3 | 0 | 0 | 0 | 0 | 0 | 0 | 31 | 3 | 0 | 2 | 35 | 0 | 0 | 76 | 974 |
| 8:50 AM | 3 | 0 | 1 | 0 | 0 | 0 | 0 | 0 | 0 | 20 | 2 | 0 | 1 | 29 | 0 | 0 | 56 | 957 |
| 8:55 AM | 3 | 0 | 0 | 0 | 0 | 0 | 0 | 0 | 0 | 19 | 2 | 0 | 1 | 33 | 0 | 0 | 58 | 954 |
| Peak 15-Min Flowrates | Northbound | | | | Southbound | | | | Eastbound | | | | Westbound | | | | Total | |
| | Left | Thru | Right | U | Left | Thru | Right | U | Left | Thru | Right | U | Left | Thru | Right | U | | |
| All Vehicles | 48 | 0 | 40 | 0 | 0 | 0 | 0 | 0 | 0 | 616 | 36 | 0 | 16 | 500 | 0 | 0 | 1256 | |
| Heavy Trucks | 0 | 0 | 0 | | 0 | 0 | 0 | | 0 | 36 | 8 | | 4 | 24 | 0 | | 72 | |
| Buses | | | | | | | | | | | | | | | | | | |
| Pedestrians | | 16 | | | | 12 | | | | 0 | | | | 0 | | | 28 | |
| Bicycles | 0 | 0 | 0 | | 0 | 0 | 0 | | 0 | 8 | 0 | | 0 | 0 | 0 | | 8 | |
| Scoters | | | | | | | | | | | | | | | | | | |

Comments:

LOCATION: SE Bella Vista Rd -- SE McGillivray Blvd
CITY/STATE: Vancouver, WA

QC JOB #: 15932016
DATE: Wed, Oct 26 2022



| 5-Min Count Period Beginning At | SE Bella Vista Rd (Northbound) | | | | SE Bella Vista Rd (Southbound) | | | | SE McGillivray Blvd (Eastbound) | | | | SE McGillivray Blvd (Westbound) | | | | Total | Hourly Totals |
|---------------------------------|--------------------------------|------|-------|---|--------------------------------|------|-------|---|---------------------------------|------|-------|---|---------------------------------|------|-------|---|-------|---------------|
| | Left | Thru | Right | U | Left | Thru | Right | U | Left | Thru | Right | U | Left | Thru | Right | U | | |
| 3:00 PM | 2 | 0 | 3 | 0 | 0 | 0 | 0 | 0 | 0 | 39 | 1 | 0 | 1 | 34 | 0 | 0 | 80 | |
| 3:05 PM | 2 | 0 | 2 | 0 | 0 | 0 | 0 | 0 | 0 | 45 | 4 | 0 | 1 | 26 | 0 | 0 | 80 | |
| 3:10 PM | 2 | 0 | 2 | 0 | 0 | 0 | 0 | 0 | 0 | 54 | 3 | 0 | 3 | 27 | 0 | 0 | 91 | |
| 3:15 PM | 2 | 0 | 3 | 0 | 0 | 0 | 0 | 0 | 0 | 32 | 4 | 0 | 3 | 67 | 0 | 0 | 111 | |
| 3:20 PM | 3 | 0 | 1 | 0 | 0 | 0 | 0 | 0 | 0 | 32 | 4 | 0 | 2 | 60 | 0 | 0 | 102 | |
| 3:25 PM | 3 | 0 | 3 | 0 | 0 | 0 | 0 | 0 | 0 | 26 | 7 | 1 | 4 | 70 | 0 | 0 | 114 | |
| 3:30 PM | 6 | 0 | 2 | 0 | 0 | 0 | 0 | 0 | 0 | 30 | 5 | 0 | 3 | 37 | 0 | 0 | 83 | |
| 3:35 PM | 5 | 0 | 0 | 0 | 0 | 0 | 0 | 0 | 0 | 29 | 8 | 0 | 0 | 34 | 0 | 0 | 76 | |
| 3:40 PM | 2 | 0 | 0 | 0 | 0 | 0 | 0 | 0 | 0 | 32 | 7 | 0 | 1 | 23 | 0 | 0 | 65 | |
| 3:45 PM | 3 | 0 | 2 | 0 | 0 | 0 | 0 | 0 | 0 | 37 | 2 | 0 | 2 | 44 | 0 | 0 | 90 | |
| 3:50 PM | 2 | 0 | 0 | 0 | 0 | 0 | 0 | 0 | 0 | 38 | 3 | 0 | 0 | 30 | 0 | 0 | 73 | |
| 3:55 PM | 2 | 0 | 2 | 0 | 0 | 0 | 0 | 0 | 0 | 32 | 3 | 0 | 0 | 28 | 0 | 0 | 67 | 1032 |
| 4:00 PM | 2 | 0 | 0 | 0 | 0 | 0 | 0 | 0 | 0 | 34 | 3 | 0 | 1 | 43 | 0 | 0 | 83 | 1035 |
| 4:05 PM | 5 | 0 | 2 | 0 | 0 | 0 | 0 | 0 | 0 | 44 | 7 | 0 | 2 | 43 | 0 | 0 | 103 | 1058 |
| 4:10 PM | 3 | 0 | 0 | 0 | 0 | 0 | 0 | 0 | 0 | 39 | 4 | 0 | 3 | 32 | 0 | 0 | 81 | 1048 |
| 4:15 PM | 0 | 0 | 1 | 0 | 0 | 0 | 0 | 0 | 0 | 42 | 10 | 0 | 4 | 38 | 0 | 0 | 95 | 1032 |
| 4:20 PM | 1 | 0 | 3 | 0 | 0 | 0 | 0 | 0 | 0 | 41 | 4 | 0 | 5 | 26 | 0 | 0 | 80 | 1010 |
| 4:25 PM | 1 | 0 | 2 | 0 | 0 | 0 | 0 | 0 | 0 | 32 | 4 | 0 | 1 | 28 | 0 | 0 | 68 | 964 |
| 4:30 PM | 0 | 0 | 1 | 0 | 0 | 0 | 0 | 0 | 0 | 36 | 8 | 1 | 1 | 32 | 0 | 1 | 80 | 961 |
| 4:35 PM | 1 | 0 | 1 | 0 | 0 | 0 | 0 | 0 | 0 | 41 | 4 | 0 | 1 | 37 | 0 | 0 | 85 | 970 |
| 4:40 PM | 5 | 0 | 2 | 0 | 0 | 0 | 0 | 0 | 0 | 41 | 1 | 0 | 2 | 37 | 0 | 0 | 88 | 993 |
| 4:45 PM | 4 | 0 | 0 | 0 | 0 | 0 | 0 | 0 | 0 | 40 | 3 | 1 | 0 | 41 | 0 | 0 | 89 | 992 |
| 4:50 PM | 2 | 0 | 2 | 0 | 0 | 0 | 0 | 0 | 0 | 48 | 6 | 0 | 2 | 28 | 0 | 1 | 89 | 1008 |
| 4:55 PM | 4 | 0 | 3 | 0 | 0 | 0 | 0 | 0 | 0 | 39 | 4 | 0 | 0 | 39 | 0 | 0 | 89 | 1030 |
| 5:00 PM | 5 | 0 | 1 | 0 | 0 | 0 | 0 | 0 | 0 | 40 | 6 | 1 | 1 | 40 | 0 | 0 | 94 | 1041 |
| 5:05 PM | 4 | 0 | 0 | 0 | 0 | 0 | 0 | 0 | 0 | 38 | 6 | 0 | 1 | 43 | 0 | 0 | 92 | 1030 |
| 5:10 PM | 3 | 0 | 2 | 0 | 0 | 0 | 0 | 0 | 0 | 47 | 6 | 0 | 1 | 45 | 0 | 0 | 104 | 1053 |
| 5:15 PM | 2 | 0 | 4 | 0 | 0 | 0 | 0 | 0 | 0 | 41 | 2 | 0 | 1 | 48 | 0 | 0 | 98 | 1056 |
| 5:20 PM | 2 | 0 | 0 | 0 | 0 | 0 | 0 | 0 | 0 | 39 | 5 | 0 | 0 | 47 | 0 | 1 | 94 | 1070 |
| 5:25 PM | 4 | 0 | 0 | 0 | 0 | 0 | 0 | 0 | 0 | 40 | 4 | 1 | 0 | 54 | 0 | 0 | 103 | 1105 |
| 5:30 PM | 3 | 0 | 0 | 0 | 0 | 0 | 0 | 0 | 0 | 43 | 4 | 0 | 2 | 42 | 0 | 0 | 94 | 1119 |
| 5:35 PM | 2 | 0 | 1 | 0 | 0 | 0 | 0 | 0 | 0 | 42 | 2 | 0 | 2 | 52 | 0 | 0 | 101 | 1135 |
| 5:40 PM | 2 | 0 | 4 | 0 | 0 | 0 | 0 | 0 | 0 | 36 | 6 | 0 | 1 | 49 | 0 | 0 | 98 | 1145 |
| 5:45 PM | 3 | 0 | 0 | 0 | 0 | 0 | 0 | 0 | 0 | 43 | 2 | 0 | 1 | 46 | 0 | 0 | 95 | 1151 |
| 5:50 PM | 2 | 0 | 4 | 0 | 0 | 0 | 0 | 0 | 0 | 32 | 3 | 0 | 1 | 35 | 0 | 0 | 77 | 1139 |
| 5:55 PM | 1 | 0 | 2 | 0 | 0 | 0 | 0 | 0 | 0 | 35 | 5 | 1 | 4 | 49 | 0 | 0 | 97 | 1147 |

| Peak 15-Min Flowrates | Northbound | | | | Southbound | | | | Eastbound | | | | Westbound | | | | Total |
|-----------------------|------------|------|-------|---|------------|------|-------|---|-----------|------|-------|---|-----------|------|-------|---|-------|
| | Left | Thru | Right | U | Left | Thru | Right | U | Left | Thru | Right | U | Left | Thru | Right | U | |
| All Vehicles | 36 | 0 | 4 | 0 | 0 | 0 | 0 | 0 | 0 | 500 | 40 | 4 | 16 | 592 | 0 | 0 | 1192 |
| Heavy Trucks | 0 | 0 | 0 | | 0 | 0 | 0 | | 0 | 0 | 0 | | 0 | 12 | 0 | | 12 |
| Buses | | | | | | | | | | | | | | | | | |
| Pedestrians | | 4 | | | | 0 | | | | 0 | | | | 0 | | | 4 |
| Bicycles | 0 | 0 | 0 | | 0 | 0 | 0 | | 0 | 0 | 0 | | 0 | 0 | 0 | | 0 |
| Scooters | | | | | | | | | | | | | | | | | |

Comments:

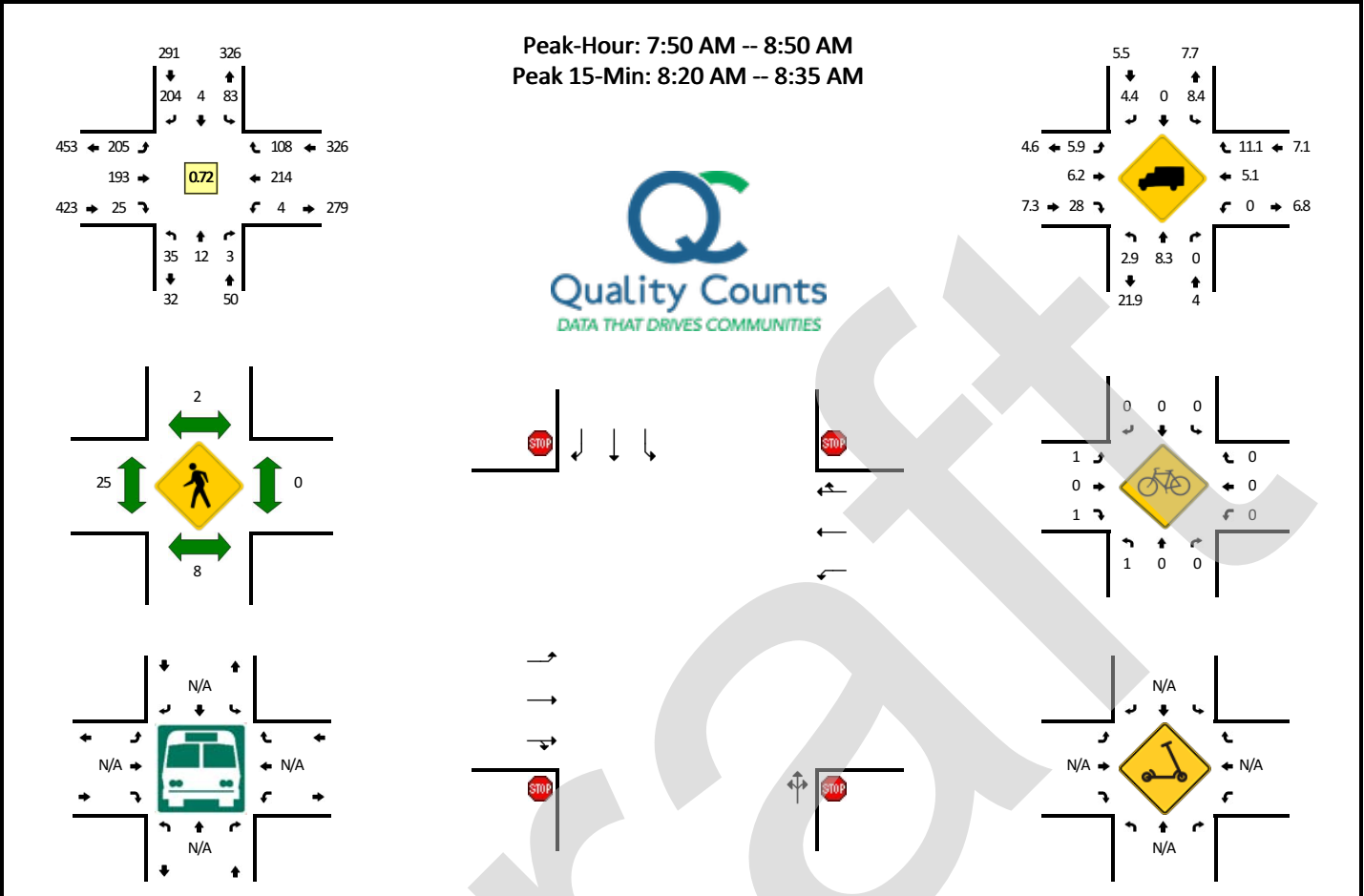
Report generated on 11/18/2022 12:00 PM

SOURCE: Quality Counts, LLC (<http://www.qualitycounts.net>) 1-877-580-2212

Draft

LOCATION: SE Blairmont Dr -- SE McGillivray Blvd
CITY/STATE: Vancouver, WA

QC JOB #: 15932017
DATE: Wed, Oct 26 2022

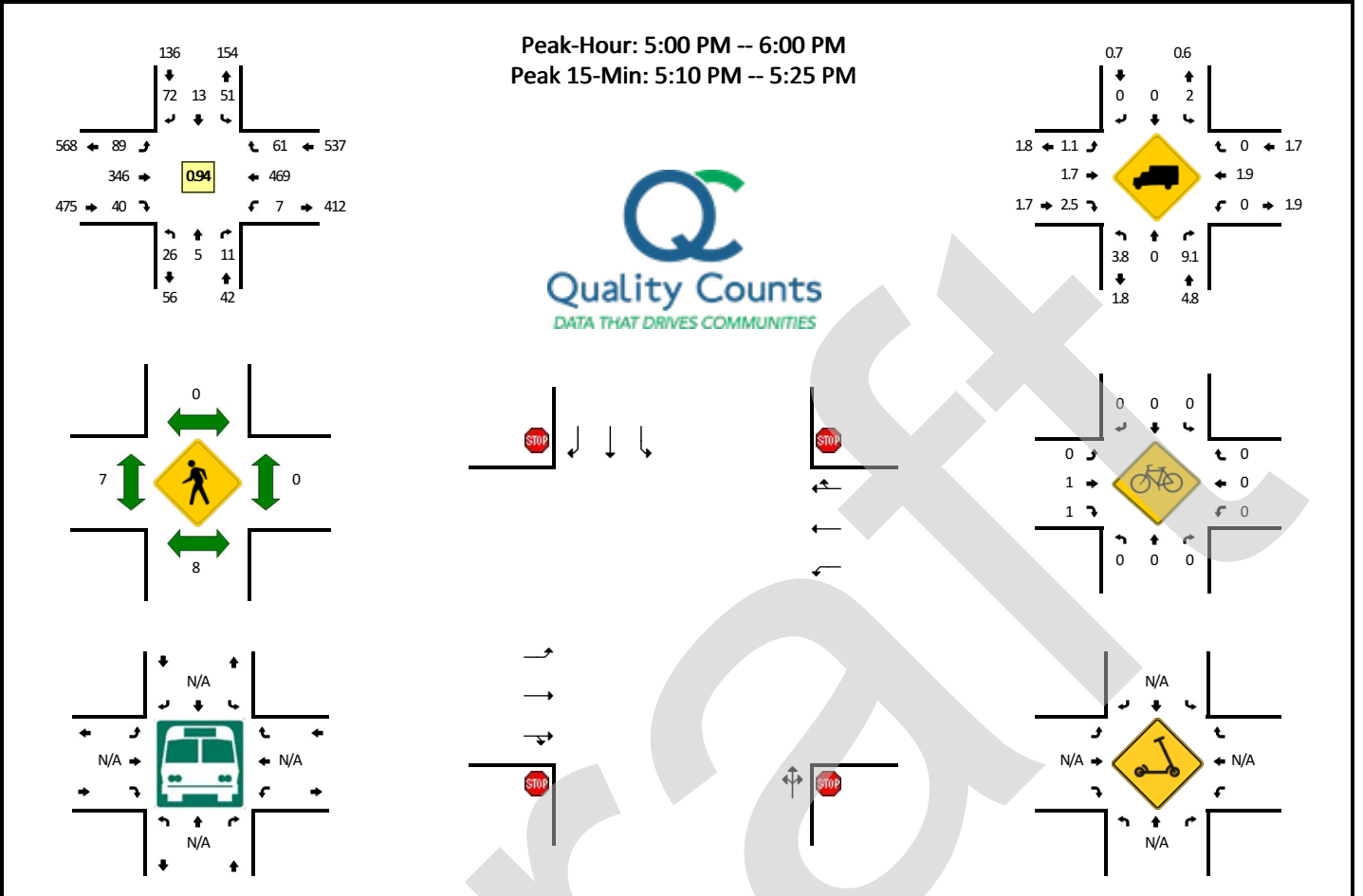


| 5-Min Count Period Beginning At | SE Blairmont Dr (Northbound) | | | | SE Blairmont Dr (Southbound) | | | | SE McGillivray Blvd (Eastbound) | | | | SE McGillivray Blvd (Westbound) | | | | Total | Hourly Totals |
|---------------------------------|------------------------------|------|-------|---|------------------------------|------|-------|---|---------------------------------|------|-------|---|---------------------------------|------|-------|---|-------|---------------|
| | Left | Thru | Right | U | Left | Thru | Right | U | Left | Thru | Right | U | Left | Thru | Right | U | | |
| 7:00 AM | 5 | 0 | 0 | 0 | 0 | 1 | 1 | 0 | 7 | 7 | 1 | 0 | 0 | 9 | 2 | 0 | 33 | |
| 7:05 AM | 2 | 0 | 0 | 0 | 0 | 0 | 2 | 0 | 2 | 8 | 1 | 0 | 0 | 6 | 1 | 0 | 22 | |
| 7:10 AM | 3 | 1 | 0 | 0 | 1 | 0 | 1 | 0 | 3 | 6 | 1 | 0 | 0 | 8 | 3 | 1 | 28 | |
| 7:15 AM | 5 | 0 | 0 | 0 | 1 | 1 | 8 | 0 | 4 | 12 | 1 | 0 | 0 | 13 | 5 | 0 | 50 | |
| 7:20 AM | 2 | 1 | 0 | 0 | 2 | 0 | 6 | 0 | 12 | 6 | 4 | 0 | 0 | 10 | 7 | 0 | 50 | |
| 7:25 AM | 2 | 1 | 0 | 0 | 4 | 1 | 9 | 0 | 9 | 9 | 0 | 0 | 0 | 13 | 12 | 0 | 60 | |
| 7:30 AM | 3 | 1 | 0 | 0 | 2 | 0 | 6 | 0 | 8 | 9 | 0 | 0 | 0 | 16 | 12 | 0 | 57 | |
| 7:35 AM | 5 | 1 | 0 | 0 | 1 | 0 | 4 | 0 | 12 | 20 | 2 | 0 | 0 | 20 | 1 | 0 | 66 | |
| 7:40 AM | 7 | 0 | 1 | 0 | 1 | 1 | 8 | 0 | 1 | 8 | 2 | 0 | 0 | 20 | 5 | 1 | 55 | |
| 7:45 AM | 6 | 0 | 1 | 0 | 2 | 0 | 3 | 0 | 4 | 14 | 2 | 0 | 1 | 17 | 2 | 0 | 52 | |
| 7:50 AM | 0 | 0 | 0 | 0 | 1 | 0 | 3 | 0 | 6 | 17 | 1 | 0 | 0 | 34 | 6 | 0 | 68 | |
| 7:55 AM | 5 | 0 | 0 | 0 | 2 | 0 | 6 | 1 | 5 | 11 | 2 | 0 | 0 | 19 | 3 | 0 | 54 | |
| 8:00 AM | 3 | 1 | 0 | 0 | 0 | 0 | 5 | 0 | 11 | 23 | 2 | 0 | 0 | 21 | 7 | 0 | 73 | |
| 8:05 AM | 4 | 1 | 0 | 0 | 0 | 0 | 5 | 0 | 9 | 13 | 1 | 0 | 0 | 14 | 7 | 0 | 54 | |
| 8:10 AM | 1 | 0 | 0 | 0 | 4 | 0 | 10 | 0 | 25 | 13 | 3 | 0 | 0 | 18 | 8 | 0 | 82 | |
| 8:15 AM | 5 | 1 | 1 | 0 | 7 | 0 | 16 | 0 | 22 | 9 | 5 | 0 | 0 | 9 | 18 | 0 | 93 | |
| 8:20 AM | 2 | 0 | 0 | 0 | 9 | 1 | 21 | 0 | 29 | 21 | 3 | 0 | 1 | 20 | 13 | 0 | 120 | |
| 8:25 AM | 3 | 5 | 2 | 0 | 13 | 0 | 27 | 0 | 30 | 26 | 2 | 0 | 0 | 16 | 18 | 0 | 142 | |
| 8:30 AM | 1 | 2 | 0 | 0 | 9 | 0 | 31 | 0 | 31 | 14 | 0 | 0 | 0 | 13 | 18 | 0 | 119 | |
| 8:35 AM | 1 | 2 | 0 | 0 | 20 | 1 | 34 | 0 | 13 | 14 | 5 | 0 | 0 | 17 | 5 | 0 | 112 | |
| 8:40 AM | 4 | 0 | 0 | 0 | 15 | 2 | 26 | 0 | 13 | 11 | 0 | 0 | 1 | 22 | 3 | 1 | 98 | |
| 8:45 AM | 6 | 0 | 0 | 0 | 2 | 0 | 20 | 0 | 11 | 21 | 1 | 0 | 1 | 11 | 2 | 0 | 75 | |
| 8:50 AM | 5 | 1 | 0 | 0 | 2 | 0 | 7 | 0 | 6 | 15 | 1 | 0 | 1 | 18 | 1 | 1 | 58 | |
| 8:55 AM | 4 | 1 | 1 | 0 | 4 | 0 | 8 | 0 | 5 | 14 | 2 | 0 | 0 | 21 | 1 | 0 | 61 | |
| Peak 15-Min Flowrates | Northbound | | | | Southbound | | | | Eastbound | | | | Westbound | | | | Total | |
| | Left | Thru | Right | U | Left | Thru | Right | U | Left | Thru | Right | U | Left | Thru | Right | U | | |
| All Vehicles | 24 | 28 | 8 | 0 | 124 | 4 | 316 | 0 | 360 | 244 | 20 | 0 | 4 | 196 | 196 | 0 | 1524 | |
| Heavy Trucks | 0 | 0 | 0 | 0 | 8 | 0 | 16 | 0 | 24 | 8 | 4 | 0 | 0 | 16 | 8 | 0 | 84 | |
| Buses | | | | | | | | | | | | | | | | | | |
| Pedestrians | | 12 | | | | 4 | | | | 44 | | | | 0 | | | 60 | |
| Bicycles | 0 | 0 | 0 | | 0 | 0 | 0 | | 4 | 0 | 0 | | 0 | 0 | 0 | | 4 | |
| Scoters | | | | | | | | | | | | | | | | | | |

Comments:

LOCATION: SE Blairmont Dr -- SE McGillivray Blvd
CITY/STATE: Vancouver, WA

QC JOB #: 15932018
DATE: Wed, Oct 26 2022



| 5-Min Count Period Beginning At | SE Blairmont Dr (Northbound) | | | | SE Blairmont Dr (Southbound) | | | | SE McGillivray Blvd (Eastbound) | | | | SE McGillivray Blvd (Westbound) | | | | Total | Hourly Totals |
|---------------------------------|------------------------------|------|-------|---|------------------------------|------|-------|---|---------------------------------|------|-------|---|---------------------------------|------|-------|---|-------|---------------|
| | Left | Thru | Right | U | Left | Thru | Right | U | Left | Thru | Right | U | Left | Thru | Right | U | | |
| 3:00 PM | 2 | 0 | 1 | 0 | 2 | 0 | 4 | 0 | 14 | 21 | 1 | 2 | 1 | 27 | 7 | 0 | 82 | |
| 3:05 PM | 0 | 1 | 0 | 0 | 4 | 1 | 6 | 0 | 13 | 32 | 4 | 1 | 3 | 22 | 3 | 0 | 90 | |
| 3:10 PM | 1 | 1 | 0 | 0 | 5 | 1 | 12 | 1 | 19 | 28 | 3 | 0 | 1 | 20 | 9 | 0 | 101 | |
| 3:15 PM | 2 | 3 | 1 | 0 | 23 | 3 | 28 | 0 | 5 | 24 | 6 | 1 | 2 | 34 | 5 | 0 | 137 | |
| 3:20 PM | 2 | 0 | 3 | 0 | 18 | 2 | 35 | 0 | 11 | 14 | 5 | 0 | 0 | 29 | 4 | 0 | 123 | |
| 3:25 PM | 5 | 1 | 1 | 0 | 4 | 2 | 33 | 0 | 4 | 23 | 1 | 0 | 1 | 29 | 4 | 1 | 109 | |
| 3:30 PM | 2 | 0 | 1 | 0 | 5 | 0 | 11 | 0 | 5 | 23 | 3 | 0 | 0 | 25 | 4 | 0 | 79 | |
| 3:35 PM | 3 | 0 | 0 | 0 | 10 | 1 | 9 | 0 | 3 | 27 | 2 | 0 | 1 | 20 | 7 | 0 | 83 | |
| 3:40 PM | 2 | 0 | 1 | 0 | 9 | 2 | 4 | 0 | 7 | 13 | 6 | 0 | 1 | 20 | 3 | 0 | 68 | |
| 3:45 PM | 3 | 0 | 0 | 0 | 8 | 1 | 9 | 0 | 7 | 31 | 0 | 0 | 0 | 30 | 0 | 0 | 89 | |
| 3:50 PM | 3 | 0 | 1 | 0 | 6 | 3 | 6 | 0 | 2 | 27 | 5 | 0 | 0 | 27 | 7 | 2 | 89 | |
| 3:55 PM | 1 | 0 | 0 | 0 | 1 | 1 | 8 | 0 | 1 | 26 | 3 | 0 | 0 | 22 | 2 | 0 | 65 | 1115 |
| 4:00 PM | 0 | 0 | 0 | 0 | 3 | 0 | 9 | 0 | 3 | 27 | 2 | 0 | 0 | 35 | 1 | 0 | 80 | 1113 |
| 4:05 PM | 4 | 0 | 0 | 0 | 4 | 1 | 9 | 0 | 3 | 34 | 7 | 0 | 1 | 29 | 2 | 1 | 95 | 1118 |
| 4:10 PM | 2 | 1 | 0 | 0 | 3 | 1 | 5 | 0 | 3 | 26 | 6 | 0 | 1 | 28 | 3 | 0 | 79 | 1096 |
| 4:15 PM | 2 | 0 | 1 | 0 | 6 | 0 | 7 | 0 | 8 | 36 | 1 | 0 | 3 | 33 | 0 | 0 | 97 | 1056 |
| 4:20 PM | 2 | 0 | 0 | 0 | 5 | 0 | 7 | 0 | 8 | 25 | 5 | 0 | 0 | 19 | 4 | 0 | 75 | 1008 |
| 4:25 PM | 3 | 2 | 0 | 0 | 2 | 0 | 8 | 0 | 6 | 23 | 4 | 0 | 0 | 22 | 2 | 0 | 72 | 971 |
| 4:30 PM | 2 | 0 | 0 | 0 | 0 | 0 | 10 | 0 | 7 | 28 | 1 | 0 | 1 | 25 | 5 | 0 | 79 | 971 |
| 4:35 PM | 3 | 0 | 1 | 0 | 6 | 1 | 4 | 0 | 5 | 29 | 4 | 0 | 0 | 26 | 7 | 0 | 86 | 974 |
| 4:40 PM | 2 | 2 | 0 | 0 | 6 | 1 | 11 | 0 | 8 | 29 | 4 | 0 | 1 | 25 | 6 | 0 | 95 | 1001 |
| 4:45 PM | 2 | 0 | 2 | 0 | 2 | 1 | 16 | 0 | 3 | 34 | 4 | 0 | 1 | 21 | 2 | 0 | 88 | 1000 |
| 4:50 PM | 4 | 0 | 1 | 0 | 2 | 0 | 4 | 0 | 4 | 43 | 2 | 0 | 1 | 28 | 3 | 0 | 92 | 1003 |
| 4:55 PM | 1 | 2 | 0 | 0 | 0 | 0 | 3 | 0 | 7 | 32 | 4 | 0 | 0 | 28 | 6 | 0 | 83 | 1021 |
| 5:00 PM | 2 | 1 | 1 | 0 | 4 | 1 | 5 | 0 | 7 | 30 | 5 | 0 | 0 | 37 | 10 | 0 | 103 | 1044 |
| 5:05 PM | 3 | 2 | 1 | 0 | 3 | 1 | 3 | 0 | 7 | 21 | 1 | 1 | 3 | 37 | 8 | 0 | 91 | 1040 |
| 5:10 PM | 2 | 1 | 2 | 0 | 6 | 1 | 10 | 0 | 12 | 35 | 3 | 0 | 0 | 37 | 2 | 0 | 111 | 1072 |
| 5:15 PM | 1 | 0 | 1 | 0 | 5 | 1 | 5 | 0 | 5 | 31 | 6 | 0 | 0 | 41 | 8 | 1 | 105 | 1080 |
| 5:20 PM | 4 | 0 | 0 | 0 | 6 | 1 | 5 | 0 | 7 | 30 | 3 | 0 | 0 | 40 | 3 | 0 | 99 | 1104 |
| 5:25 PM | 3 | 0 | 1 | 0 | 4 | 3 | 2 | 0 | 5 | 26 | 5 | 0 | 0 | 46 | 5 | 1 | 101 | 1133 |
| 5:30 PM | 2 | 0 | 0 | 0 | 3 | 3 | 4 | 0 | 9 | 33 | 3 | 0 | 0 | 42 | 0 | 0 | 99 | 1153 |
| 5:35 PM | 2 | 0 | 2 | 0 | 4 | 0 | 8 | 0 | 6 | 35 | 1 | 0 | 0 | 47 | 7 | 0 | 112 | 1179 |
| 5:40 PM | 2 | 1 | 0 | 0 | 4 | 0 | 4 | 0 | 6 | 32 | 2 | 0 | 0 | 35 | 5 | 1 | 92 | 1176 |
| 5:45 PM | 2 | 0 | 2 | 0 | 3 | 0 | 7 | 0 | 7 | 29 | 4 | 0 | 0 | 38 | 4 | 0 | 96 | 1184 |
| 5:50 PM | 1 | 0 | 1 | 0 | 6 | 0 | 10 | 0 | 11 | 17 | 4 | 0 | 0 | 31 | 4 | 0 | 85 | 1177 |
| 5:55 PM | 2 | 0 | 0 | 0 | 3 | 2 | 9 | 0 | 6 | 27 | 3 | 0 | 0 | 38 | 5 | 1 | 96 | 1190 |

| Peak 15-Min Flowrates | Northbound | | | | Southbound | | | | Eastbound | | | | Westbound | | | | Total |
|-----------------------|------------|------|-------|---|------------|------|-------|---|-----------|------|-------|---|-----------|------|-------|---|-------|
| | Left | Thru | Right | U | Left | Thru | Right | U | Left | Thru | Right | U | Left | Thru | Right | U | |
| All Vehicles | 28 | 4 | 12 | 0 | 68 | 12 | 80 | 0 | 96 | 384 | 48 | 0 | 0 | 472 | 52 | 4 | 1260 |
| Heavy Trucks | 0 | 0 | 0 | | 4 | 0 | 0 | | 0 | 4 | 4 | | 0 | 12 | 0 | | 24 |
| Buses | | | | | | | | | | | | | | | | | |
| Pedestrians | | 4 | | | | 0 | | | | 12 | | | | 0 | | | 16 |
| Bicycles | 0 | 0 | 0 | | 0 | 0 | 0 | | 0 | 0 | 0 | | 0 | 0 | 0 | | 0 |
| Scooters | | | | | | | | | | | | | | | | | |
| <i>Comments:</i> | | | | | | | | | | | | | | | | | |

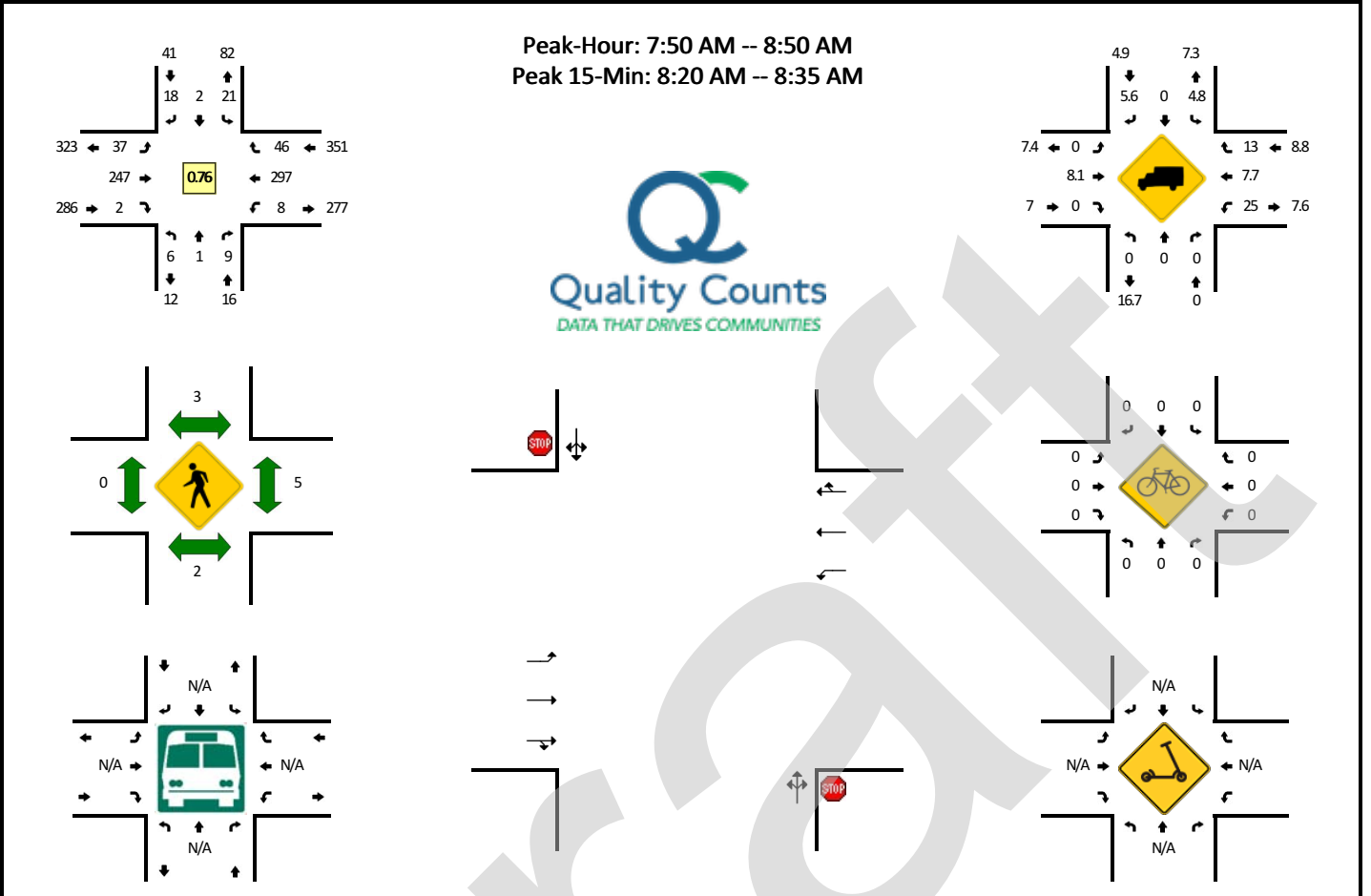
Report generated on 11/18/2022 12:00 PM

SOURCE: Quality Counts, LLC (<http://www.qualitycounts.net>) 1-877-580-2212

Draft

LOCATION: SE Park Crest Ave -- SE McGillivray Blvd
CITY/STATE: Vancouver, WA

QC JOB #: 15932019
DATE: Wed, Oct 26 2022

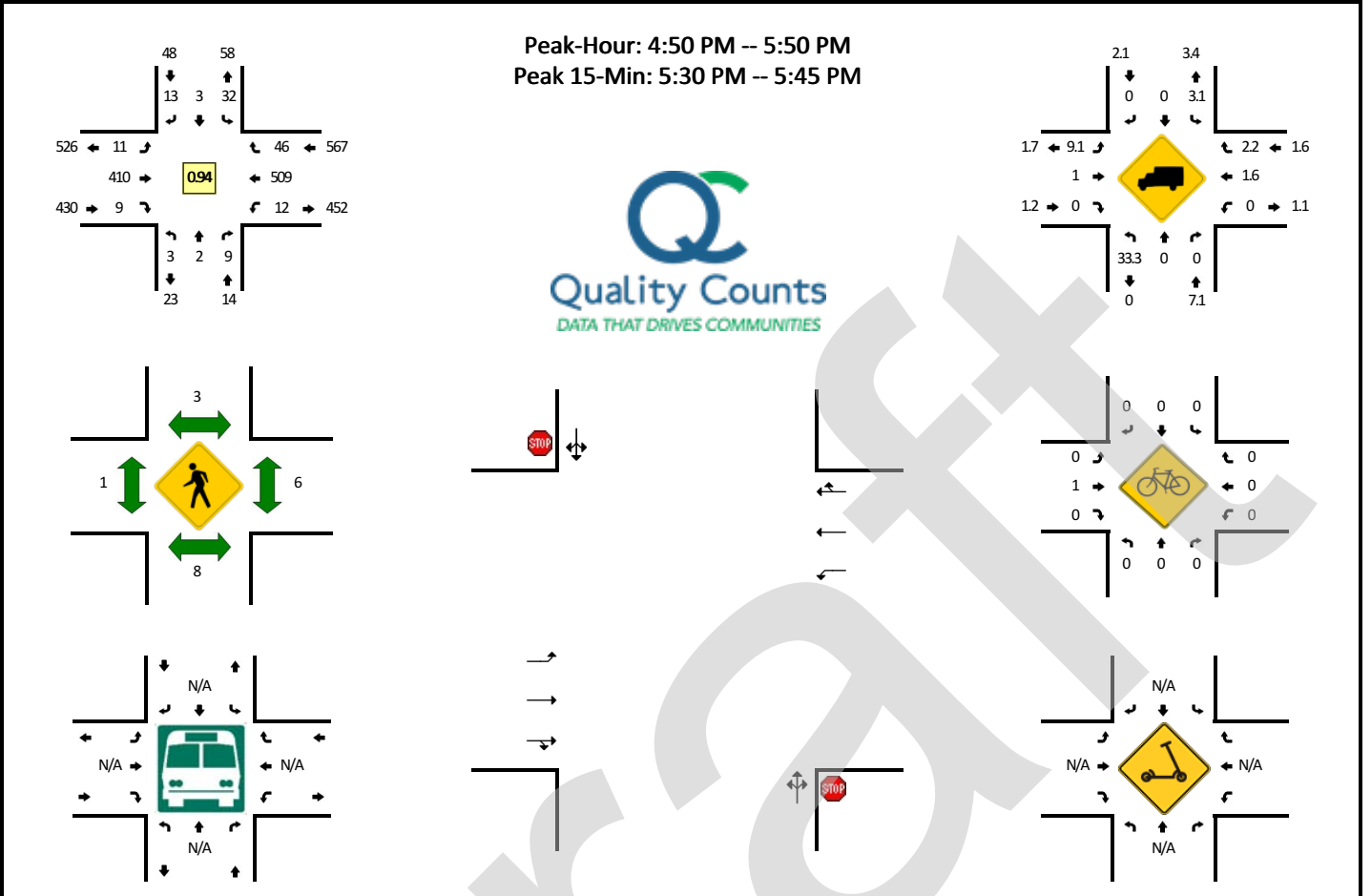


| 5-Min Count Period Beginning At | SE Park Crest Ave (Northbound) | | | | SE Park Crest Ave (Southbound) | | | | SE McGillivray Blvd (Eastbound) | | | | SE McGillivray Blvd (Westbound) | | | | Total | Hourly Totals |
|---------------------------------|--------------------------------|------|-------|---|--------------------------------|------|-------|---|---------------------------------|------|-------|---|---------------------------------|------|-------|---|-------|---------------|
| | Left | Thru | Right | U | Left | Thru | Right | U | Left | Thru | Right | U | Left | Thru | Right | U | | |
| 7:00 AM | 0 | 0 | 0 | 0 | 0 | 0 | 0 | 0 | 1 | 8 | 0 | 0 | 0 | 11 | 0 | 1 | 21 | |
| 7:05 AM | 0 | 0 | 0 | 0 | 0 | 0 | 0 | 0 | 0 | 6 | 1 | 0 | 0 | 7 | 0 | 0 | 14 | |
| 7:10 AM | 0 | 0 | 0 | 0 | 1 | 0 | 2 | 0 | 0 | 7 | 0 | 0 | 1 | 12 | 1 | 0 | 24 | |
| 7:15 AM | 0 | 0 | 0 | 0 | 2 | 0 | 0 | 0 | 0 | 13 | 0 | 0 | 0 | 16 | 2 | 0 | 33 | |
| 7:20 AM | 0 | 1 | 0 | 0 | 0 | 0 | 0 | 0 | 0 | 8 | 1 | 0 | 1 | 17 | 4 | 1 | 33 | |
| 7:25 AM | 0 | 2 | 0 | 0 | 4 | 0 | 1 | 0 | 0 | 13 | 0 | 0 | 0 | 25 | 3 | 1 | 49 | |
| 7:30 AM | 0 | 0 | 1 | 0 | 0 | 0 | 0 | 0 | 0 | 11 | 0 | 0 | 0 | 27 | 0 | 0 | 39 | |
| 7:35 AM | 0 | 0 | 0 | 0 | 0 | 0 | 1 | 0 | 0 | 21 | 0 | 0 | 0 | 21 | 4 | 0 | 47 | |
| 7:40 AM | 0 | 0 | 1 | 0 | 2 | 0 | 1 | 0 | 0 | 11 | 0 | 0 | 0 | 19 | 2 | 0 | 36 | |
| 7:45 AM | 0 | 0 | 1 | 0 | 2 | 0 | 1 | 0 | 1 | 15 | 0 | 0 | 0 | 22 | 0 | 0 | 42 | |
| 7:50 AM | 1 | 0 | 0 | 0 | 1 | 0 | 1 | 0 | 1 | 16 | 0 | 0 | 2 | 36 | 2 | 0 | 60 | |
| 7:55 AM | 0 | 0 | 2 | 0 | 3 | 1 | 1 | 0 | 0 | 14 | 0 | 0 | 2 | 22 | 1 | 0 | 46 | |
| 8:00 AM | 2 | 0 | 0 | 0 | 1 | 0 | 1 | 0 | 1 | 24 | 0 | 0 | 1 | 24 | 4 | 0 | 58 | |
| 8:05 AM | 0 | 0 | 0 | 0 | 1 | 1 | 0 | 0 | 1 | 11 | 1 | 0 | 0 | 24 | 0 | 0 | 39 | |
| 8:10 AM | 0 | 0 | 0 | 0 | 1 | 0 | 3 | 0 | 0 | 16 | 0 | 1 | 1 | 21 | 3 | 0 | 46 | |
| 8:15 AM | 0 | 0 | 2 | 0 | 2 | 0 | 2 | 0 | 0 | 16 | 0 | 1 | 0 | 26 | 2 | 0 | 51 | |
| 8:20 AM | 1 | 1 | 1 | 0 | 1 | 0 | 1 | 0 | 10 | 22 | 0 | 0 | 0 | 34 | 12 | 0 | 83 | |
| 8:25 AM | 0 | 0 | 1 | 0 | 3 | 0 | 3 | 0 | 10 | 30 | 0 | 0 | 1 | 28 | 8 | 0 | 84 | |
| 8:30 AM | 0 | 0 | 1 | 0 | 2 | 0 | 2 | 0 | 6 | 19 | 0 | 0 | 0 | 27 | 4 | 0 | 61 | |
| 8:35 AM | 0 | 0 | 0 | 0 | 4 | 0 | 4 | 0 | 4 | 30 | 1 | 0 | 0 | 19 | 4 | 0 | 66 | |
| 8:40 AM | 2 | 0 | 1 | 0 | 1 | 0 | 0 | 0 | 0 | 23 | 0 | 0 | 1 | 21 | 3 | 0 | 52 | |
| 8:45 AM | 0 | 0 | 1 | 0 | 1 | 0 | 0 | 0 | 2 | 26 | 0 | 0 | 0 | 15 | 3 | 0 | 48 | |
| 8:50 AM | 0 | 0 | 0 | 0 | 3 | 0 | 2 | 0 | 0 | 14 | 1 | 0 | 1 | 16 | 2 | 0 | 39 | |
| 8:55 AM | 0 | 0 | 1 | 0 | 1 | 0 | 2 | 0 | 1 | 20 | 1 | 0 | 0 | 23 | 4 | 0 | 53 | |
| Peak 15-Min Flowrates | Northbound | | | | Southbound | | | | Eastbound | | | | Westbound | | | | Total | |
| | Left | Thru | Right | U | Left | Thru | Right | U | Left | Thru | Right | U | Left | Thru | Right | U | | |
| All Vehicles | 4 | 4 | 12 | 0 | 24 | 0 | 24 | 0 | 104 | 284 | 0 | 0 | 4 | 356 | 96 | 0 | 912 | |
| Heavy Trucks | 0 | 0 | 0 | 0 | 4 | 0 | 4 | 0 | 0 | 16 | 0 | 0 | 0 | 20 | 16 | 0 | 60 | |
| Buses | | | | | | | | | | | | | | | | | | |
| Pedestrians | | 0 | | | | 12 | | | | 0 | | | | 4 | | | 16 | |
| Bicycles | 0 | 0 | 0 | | 0 | 0 | 0 | | 0 | 0 | 0 | | 0 | 0 | 0 | | 0 | |
| Scoters | | | | | | | | | | | | | | | | | | |

Comments:

LOCATION: SE Park Crest Ave -- SE McGillivray Blvd
CITY/STATE: Vancouver, WA

QC JOB #: 15932020
DATE: Wed, Oct 26 2022



| 5-Min Count Period Beginning At | SE Park Crest Ave (Northbound) | | | | SE Park Crest Ave (Southbound) | | | | SE McGillivray Blvd (Eastbound) | | | | SE McGillivray Blvd (Westbound) | | | | Total | Hourly Totals |
|---------------------------------|--------------------------------|------|-------|---|--------------------------------|------|-------|---|---------------------------------|------|-------|---|---------------------------------|------|-------|---|-------|---------------|
| | Left | Thru | Right | U | Left | Thru | Right | U | Left | Thru | Right | U | Left | Thru | Right | U | | |
| 3:00 PM | 0 | 0 | 0 | 0 | 4 | 0 | 5 | 0 | 1 | 23 | 0 | 0 | 0 | 25 | 7 | 0 | 65 | |
| 3:05 PM | 0 | 0 | 0 | 0 | 1 | 1 | 1 | 0 | 4 | 30 | 0 | 0 | 1 | 28 | 6 | 0 | 72 | |
| 3:10 PM | 0 | 1 | 0 | 0 | 2 | 1 | 1 | 0 | 2 | 35 | 0 | 0 | 1 | 31 | 6 | 0 | 80 | |
| 3:15 PM | 0 | 1 | 0 | 0 | 7 | 0 | 10 | 0 | 2 | 46 | 0 | 0 | 0 | 27 | 2 | 0 | 95 | |
| 3:20 PM | 0 | 0 | 1 | 0 | 5 | 4 | 11 | 0 | 0 | 31 | 0 | 1 | 0 | 26 | 5 | 0 | 84 | |
| 3:25 PM | 0 | 0 | 2 | 0 | 9 | 1 | 1 | 0 | 4 | 25 | 1 | 1 | 1 | 29 | 2 | 0 | 76 | |
| 3:30 PM | 0 | 1 | 0 | 0 | 1 | 0 | 1 | 0 | 3 | 26 | 0 | 0 | 0 | 28 | 6 | 0 | 66 | |
| 3:35 PM | 0 | 1 | 1 | 0 | 1 | 0 | 0 | 0 | 0 | 38 | 0 | 0 | 1 | 24 | 2 | 0 | 68 | |
| 3:40 PM | 0 | 0 | 2 | 0 | 2 | 0 | 1 | 0 | 1 | 21 | 0 | 0 | 1 | 30 | 4 | 1 | 63 | |
| 3:45 PM | 0 | 0 | 1 | 0 | 2 | 0 | 0 | 0 | 0 | 40 | 1 | 0 | 0 | 27 | 3 | 0 | 74 | |
| 3:50 PM | 1 | 1 | 0 | 0 | 2 | 0 | 2 | 0 | 0 | 33 | 2 | 0 | 1 | 31 | 3 | 0 | 76 | |
| 3:55 PM | 0 | 0 | 0 | 0 | 3 | 0 | 1 | 0 | 0 | 28 | 0 | 0 | 1 | 24 | 3 | 0 | 60 | 879 |
| 4:00 PM | 1 | 0 | 0 | 1 | 2 | 0 | 0 | 0 | 2 | 25 | 1 | 0 | 1 | 35 | 6 | 0 | 74 | 888 |
| 4:05 PM | 1 | 0 | 0 | 0 | 2 | 1 | 0 | 0 | 3 | 38 | 0 | 0 | 1 | 30 | 4 | 0 | 80 | 896 |
| 4:10 PM | 0 | 0 | 2 | 0 | 8 | 1 | 3 | 0 | 1 | 26 | 1 | 0 | 2 | 32 | 1 | 0 | 77 | 893 |
| 4:15 PM | 0 | 0 | 1 | 0 | 4 | 0 | 1 | 0 | 3 | 37 | 0 | 0 | 3 | 31 | 1 | 1 | 82 | 880 |
| 4:20 PM | 1 | 1 | 2 | 0 | 2 | 0 | 1 | 0 | 1 | 32 | 0 | 0 | 1 | 22 | 1 | 0 | 64 | 860 |
| 4:25 PM | 0 | 0 | 0 | 0 | 1 | 0 | 1 | 0 | 1 | 25 | 1 | 1 | 1 | 21 | 5 | 0 | 57 | 841 |
| 4:30 PM | 0 | 0 | 1 | 0 | 2 | 1 | 2 | 0 | 2 | 26 | 0 | 0 | 2 | 28 | 2 | 0 | 66 | 841 |
| 4:35 PM | 1 | 0 | 0 | 0 | 3 | 0 | 2 | 0 | 3 | 29 | 0 | 0 | 2 | 35 | 3 | 0 | 78 | 851 |
| 4:40 PM | 0 | 0 | 1 | 0 | 3 | 0 | 0 | 0 | 2 | 37 | 0 | 0 | 1 | 31 | 2 | 0 | 77 | 865 |
| 4:45 PM | 1 | 0 | 1 | 0 | 2 | 0 | 1 | 0 | 4 | 34 | 1 | 0 | 0 | 21 | 3 | 0 | 68 | 859 |
| 4:50 PM | 0 | 0 | 0 | 0 | 2 | 1 | 1 | 0 | 1 | 40 | 2 | 0 | 1 | 34 | 4 | 0 | 86 | 869 |
| 4:55 PM | 0 | 0 | 3 | 0 | 3 | 0 | 2 | 0 | 0 | 32 | 2 | 0 | 1 | 33 | 4 | 0 | 80 | 889 |
| 5:00 PM | 0 | 0 | 0 | 0 | 2 | 0 | 1 | 0 | 0 | 31 | 2 | 0 | 1 | 43 | 3 | 0 | 83 | 898 |
| 5:05 PM | 0 | 0 | 1 | 0 | 3 | 0 | 1 | 0 | 0 | 27 | 1 | 0 | 0 | 47 | 3 | 0 | 83 | 901 |
| 5:10 PM | 0 | 0 | 1 | 0 | 2 | 1 | 1 | 0 | 0 | 42 | 0 | 1 | 1 | 43 | 5 | 0 | 97 | 921 |
| 5:15 PM | 0 | 0 | 1 | 0 | 1 | 0 | 0 | 0 | 2 | 31 | 0 | 0 | 0 | 47 | 4 | 0 | 86 | 925 |
| 5:20 PM | 2 | 1 | 1 | 0 | 5 | 0 | 1 | 0 | 1 | 40 | 0 | 0 | 0 | 39 | 7 | 0 | 97 | 958 |
| 5:25 PM | 1 | 0 | 0 | 0 | 1 | 0 | 0 | 0 | 1 | 26 | 0 | 0 | 2 | 48 | 3 | 0 | 82 | 983 |
| 5:30 PM | 0 | 0 | 1 | 0 | 1 | 1 | 1 | 0 | 3 | 37 | 0 | 0 | 0 | 44 | 4 | 1 | 93 | 1010 |
| 5:35 PM | 0 | 1 | 0 | 0 | 6 | 0 | 1 | 0 | 1 | 34 | 0 | 0 | 1 | 54 | 5 | 0 | 103 | 1035 |
| 5:40 PM | 0 | 0 | 0 | 0 | 3 | 0 | 1 | 0 | 1 | 38 | 1 | 0 | 4 | 38 | 1 | 0 | 87 | 1045 |
| 5:45 PM | 0 | 0 | 1 | 0 | 3 | 0 | 3 | 0 | 0 | 32 | 1 | 0 | 0 | 39 | 3 | 0 | 82 | 1059 |
| 5:50 PM | 0 | 0 | 0 | 0 | 1 | 0 | 2 | 0 | 3 | 19 | 2 | 0 | 0 | 34 | 2 | 0 | 63 | 1036 |
| 5:55 PM | 0 | 0 | 0 | 0 | 3 | 0 | 2 | 0 | 0 | 25 | 1 | 0 | 0 | 36 | 2 | 0 | 69 | 1025 |

| Peak 15-Min Flowrates | Northbound | | | | Southbound | | | | Eastbound | | | | Westbound | | | | Total |
|-----------------------|------------|------|-------|---|------------|------|-------|---|-----------|------|-------|---|-----------|------|-------|---|-------|
| | Left | Thru | Right | U | Left | Thru | Right | U | Left | Thru | Right | U | Left | Thru | Right | U | |
| All Vehicles | 0 | 4 | 4 | 0 | 40 | 4 | 12 | 0 | 20 | 436 | 4 | 0 | 20 | 544 | 40 | 4 | 1132 |
| Heavy Trucks | 0 | 0 | 0 | | 0 | 0 | 0 | | 4 | 0 | 0 | | 0 | 8 | 0 | | 12 |
| Buses | | | | | | | | | | | | | | | | | |
| Pedestrians | | 8 | | | | 0 | | | | 0 | | | | 0 | | | 8 |
| Bicycles | 0 | 0 | 0 | | 0 | 0 | 0 | | 0 | 0 | 0 | | 0 | 0 | 0 | | 0 |
| Scooters | | | | | | | | | | | | | | | | | |

Comments:

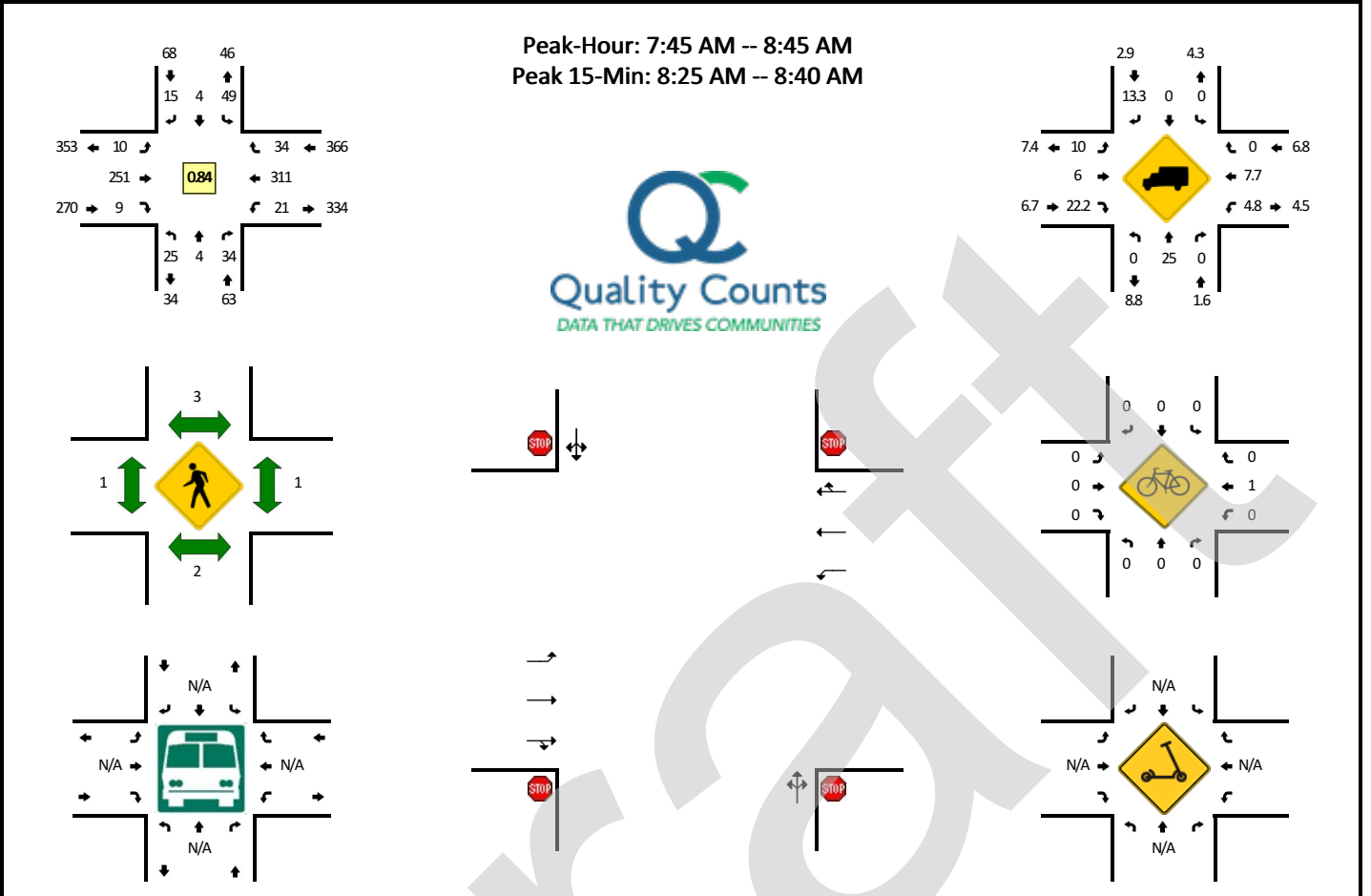
Report generated on 11/18/2022 12:00 PM

SOURCE: Quality Counts, LLC (<http://www.qualitycounts.net>) 1-877-580-2212

Draft

LOCATION: SE Briarwood Dr -- SE McGillivray Blvd
CITY/STATE: Vancouver, WA

QC JOB #: 15932021
DATE: Wed, Oct 26 2022

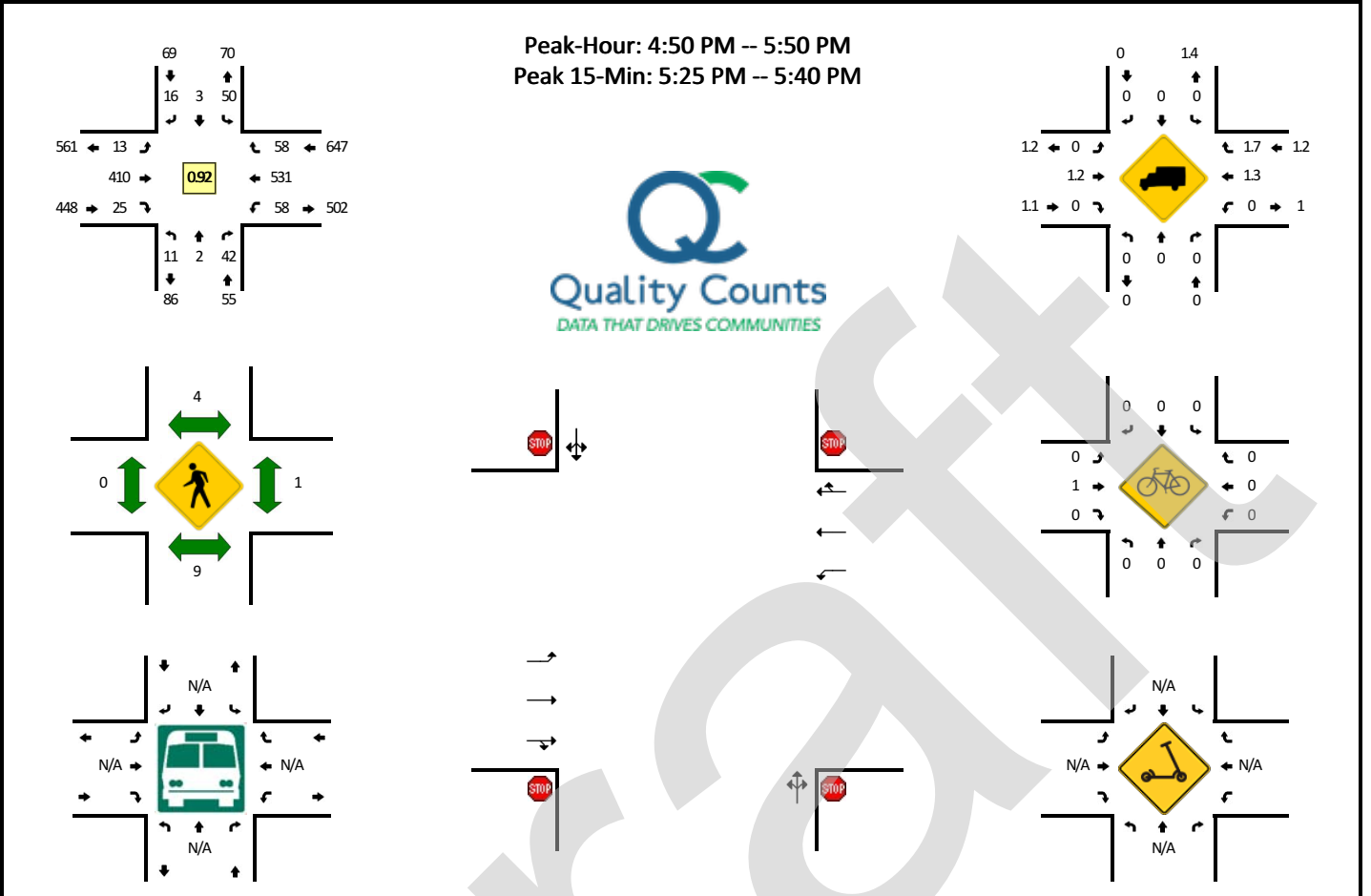


| 5-Min Count Period Beginning At | SE Briarwood Dr (Northbound) | | | | SE Briarwood Dr (Southbound) | | | | SE McGillivray Blvd (Eastbound) | | | | SE McGillivray Blvd (Westbound) | | | | Total | Hourly Totals |
|---------------------------------|------------------------------|------|-------|---|------------------------------|------|-------|---|---------------------------------|------|-------|---|---------------------------------|------|-------|---|-------|---------------|
| | Left | Thru | Right | U | Left | Thru | Right | U | Left | Thru | Right | U | Left | Thru | Right | U | | |
| 7:00 AM | 2 | 0 | 1 | 0 | 4 | 0 | 0 | 0 | 0 | 10 | 0 | 0 | 0 | 9 | 2 | 0 | 28 | |
| 7:05 AM | 0 | 0 | 1 | 0 | 4 | 0 | 0 | 0 | 0 | 5 | 1 | 0 | 0 | 7 | 4 | 0 | 23 | |
| 7:10 AM | 1 | 0 | 2 | 0 | 4 | 0 | 1 | 0 | 0 | 7 | 0 | 0 | 0 | 13 | 0 | 0 | 30 | |
| 7:15 AM | 1 | 0 | 4 | 0 | 6 | 0 | 0 | 0 | 0 | 14 | 1 | 0 | 0 | 17 | 2 | 0 | 45 | |
| 7:20 AM | 2 | 1 | 2 | 0 | 4 | 0 | 3 | 0 | 0 | 9 | 0 | 0 | 0 | 17 | 2 | 0 | 41 | |
| 7:25 AM | 4 | 1 | 3 | 0 | 1 | 0 | 0 | 0 | 0 | 15 | 0 | 1 | 0 | 24 | 6 | 0 | 55 | |
| 7:30 AM | 0 | 1 | 2 | 0 | 7 | 0 | 3 | 0 | 0 | 12 | 2 | 1 | 0 | 21 | 4 | 0 | 53 | |
| 7:35 AM | 2 | 0 | 3 | 0 | 4 | 0 | 1 | 0 | 0 | 18 | 1 | 0 | 2 | 26 | 1 | 0 | 58 | |
| 7:40 AM | 2 | 0 | 2 | 0 | 5 | 1 | 0 | 0 | 0 | 16 | 1 | 0 | 2 | 13 | 1 | 1 | 44 | |
| 7:45 AM | 3 | 0 | 5 | 0 | 5 | 1 | 1 | 0 | 0 | 18 | 1 | 0 | 1 | 24 | 3 | 0 | 62 | |
| 7:50 AM | 3 | 0 | 5 | 0 | 2 | 1 | 0 | 0 | 0 | 16 | 0 | 0 | 2 | 34 | 1 | 0 | 64 | |
| 7:55 AM | 0 | 0 | 5 | 0 | 4 | 0 | 2 | 0 | 1 | 17 | 0 | 0 | 3 | 22 | 3 | 0 | 57 | 560 |
| 8:00 AM | 2 | 0 | 0 | 0 | 3 | 1 | 0 | 0 | 2 | 20 | 0 | 1 | 2 | 26 | 3 | 0 | 60 | 592 |
| 8:05 AM | 2 | 0 | 2 | 0 | 4 | 0 | 2 | 0 | 0 | 12 | 2 | 0 | 2 | 22 | 2 | 0 | 50 | 619 |
| 8:10 AM | 2 | 0 | 4 | 0 | 6 | 0 | 0 | 0 | 0 | 18 | 0 | 1 | 1 | 20 | 3 | 0 | 55 | 644 |
| 8:15 AM | 0 | 0 | 2 | 0 | 4 | 0 | 0 | 0 | 1 | 18 | 1 | 0 | 0 | 27 | 3 | 0 | 56 | 655 |
| 8:20 AM | 3 | 0 | 0 | 0 | 4 | 0 | 4 | 0 | 0 | 24 | 0 | 0 | 0 | 36 | 4 | 0 | 75 | 689 |
| 8:25 AM | 3 | 0 | 4 | 0 | 2 | 0 | 2 | 0 | 3 | 30 | 1 | 0 | 1 | 36 | 5 | 0 | 87 | 721 |
| 8:30 AM | 4 | 2 | 2 | 0 | 7 | 1 | 2 | 0 | 0 | 18 | 2 | 0 | 0 | 24 | 3 | 0 | 65 | 733 |
| 8:35 AM | 2 | 2 | 3 | 0 | 5 | 0 | 1 | 0 | 1 | 35 | 0 | 0 | 5 | 20 | 2 | 0 | 76 | 751 |
| 8:40 AM | 1 | 0 | 2 | 0 | 3 | 0 | 1 | 0 | 0 | 25 | 2 | 0 | 4 | 20 | 2 | 0 | 60 | 767 |
| 8:45 AM | 4 | 0 | 5 | 0 | 2 | 0 | 0 | 0 | 1 | 26 | 2 | 0 | 0 | 15 | 1 | 0 | 56 | 761 |
| 8:50 AM | 1 | 0 | 5 | 0 | 1 | 1 | 1 | 0 | 0 | 16 | 1 | 0 | 2 | 15 | 4 | 0 | 47 | 744 |
| 8:55 AM | 1 | 0 | 4 | 0 | 8 | 0 | 1 | 0 | 0 | 19 | 2 | 0 | 1 | 28 | 3 | 0 | 67 | 754 |
| Peak 15-Min Flowrates | Northbound | | | | Southbound | | | | Eastbound | | | | Westbound | | | | Total | |
| | Left | Thru | Right | U | Left | Thru | Right | U | Left | Thru | Right | U | Left | Thru | Right | U | | |
| All Vehicles | 36 | 16 | 36 | 0 | 56 | 4 | 20 | 0 | 16 | 332 | 12 | 0 | 24 | 320 | 40 | 0 | 912 | |
| Heavy Trucks | 0 | 4 | 0 | | 0 | 0 | 4 | | 4 | 16 | 0 | | 0 | 20 | 0 | | 48 | |
| Buses | | | | | | | | | | | | | | | | | | |
| Pedestrians | | 8 | | | | 4 | | | | 0 | | | | 4 | | | 16 | |
| Bicycles | 0 | 0 | 0 | | 0 | 0 | 0 | | 0 | 0 | 0 | | 0 | 4 | 0 | | 4 | |
| Scoters | | | | | | | | | | | | | | | | | | |

Comments:

LOCATION: SE Briarwood Dr -- SE McGillivray Blvd
CITY/STATE: Vancouver, WA

QC JOB #: 15932022
DATE: Wed, Oct 26 2022



| 5-Min Count Period Beginning At | SE Briarwood Dr (Northbound) | | | | SE Briarwood Dr (Southbound) | | | | SE McGillivray Blvd (Eastbound) | | | | SE McGillivray Blvd (Westbound) | | | | Total | Hourly Totals |
|---------------------------------|------------------------------|------|-------|---|------------------------------|------|-------|---|---------------------------------|------|-------|---|---------------------------------|------|-------|---|-------|---------------|
| | Left | Thru | Right | U | Left | Thru | Right | U | Left | Thru | Right | U | Left | Thru | Right | U | | |
| 3:00 PM | 2 | 0 | 2 | 0 | 3 | 0 | 0 | 0 | 1 | 22 | 1 | 0 | 8 | 33 | 3 | 0 | 75 | |
| 3:05 PM | 2 | 0 | 1 | 0 | 7 | 0 | 0 | 0 | 1 | 28 | 1 | 0 | 2 | 30 | 6 | 0 | 78 | |
| 3:10 PM | 2 | 0 | 7 | 0 | 6 | 0 | 0 | 0 | 1 | 30 | 3 | 0 | 3 | 40 | 8 | 0 | 100 | |
| 3:15 PM | 1 | 1 | 10 | 0 | 9 | 2 | 0 | 0 | 0 | 47 | 4 | 0 | 2 | 25 | 9 | 0 | 110 | |
| 3:20 PM | 2 | 0 | 4 | 0 | 10 | 0 | 2 | 0 | 0 | 35 | 4 | 0 | 4 | 27 | 9 | 0 | 97 | |
| 3:25 PM | 3 | 0 | 4 | 0 | 5 | 1 | 0 | 0 | 1 | 41 | 0 | 0 | 7 | 30 | 4 | 0 | 96 | |
| 3:30 PM | 4 | 1 | 3 | 0 | 7 | 0 | 1 | 0 | 0 | 21 | 3 | 1 | 5 | 28 | 2 | 0 | 76 | |
| 3:35 PM | 1 | 1 | 1 | 0 | 3 | 0 | 0 | 0 | 1 | 36 | 2 | 0 | 10 | 27 | 3 | 0 | 85 | |
| 3:40 PM | 2 | 0 | 3 | 0 | 6 | 1 | 0 | 0 | 0 | 21 | 5 | 0 | 9 | 32 | 3 | 0 | 82 | |
| 3:45 PM | 3 | 0 | 7 | 0 | 5 | 0 | 1 | 0 | 0 | 37 | 8 | 0 | 8 | 31 | 8 | 0 | 108 | |
| 3:50 PM | 1 | 0 | 2 | 0 | 4 | 0 | 0 | 0 | 0 | 28 | 3 | 0 | 7 | 33 | 10 | 0 | 88 | |
| 3:55 PM | 2 | 0 | 6 | 0 | 3 | 0 | 0 | 0 | 1 | 32 | 2 | 0 | 4 | 28 | 9 | 0 | 87 | |
| 4:00 PM | 3 | 0 | 5 | 0 | 5 | 0 | 1 | 0 | 0 | 24 | 1 | 0 | 3 | 35 | 1 | 0 | 78 | |
| 4:05 PM | 3 | 1 | 2 | 0 | 5 | 0 | 0 | 0 | 3 | 33 | 4 | 0 | 5 | 35 | 4 | 0 | 95 | |
| 4:10 PM | 2 | 0 | 3 | 0 | 1 | 1 | 3 | 0 | 1 | 31 | 2 | 0 | 4 | 25 | 6 | 0 | 79 | |
| 4:15 PM | 3 | 1 | 4 | 0 | 5 | 1 | 0 | 0 | 1 | 37 | 4 | 0 | 4 | 35 | 7 | 0 | 102 | |
| 4:20 PM | 0 | 0 | 0 | 0 | 8 | 1 | 0 | 0 | 1 | 37 | 1 | 0 | 4 | 21 | 5 | 0 | 78 | |
| 4:25 PM | 2 | 0 | 4 | 0 | 3 | 1 | 0 | 0 | 3 | 18 | 5 | 0 | 4 | 29 | 9 | 0 | 78 | |
| 4:30 PM | 2 | 0 | 2 | 0 | 5 | 0 | 0 | 0 | 1 | 25 | 1 | 0 | 0 | 28 | 10 | 0 | 74 | |
| 4:35 PM | 3 | 0 | 3 | 0 | 5 | 1 | 1 | 0 | 0 | 30 | 4 | 0 | 4 | 36 | 5 | 0 | 92 | |
| 4:40 PM | 3 | 0 | 4 | 0 | 2 | 2 | 0 | 0 | 1 | 36 | 1 | 0 | 5 | 29 | 3 | 0 | 86 | |
| 4:45 PM | 3 | 0 | 2 | 0 | 10 | 0 | 0 | 0 | 3 | 30 | 2 | 0 | 2 | 24 | 7 | 0 | 83 | |
| 4:50 PM | 1 | 0 | 5 | 0 | 0 | 0 | 1 | 0 | 3 | 34 | 5 | 0 | 5 | 34 | 2 | 0 | 90 | |
| 4:55 PM | 0 | 0 | 4 | 0 | 6 | 0 | 1 | 0 | 1 | 39 | 1 | 0 | 4 | 41 | 4 | 0 | 101 | |
| 5:00 PM | 0 | 0 | 5 | 0 | 2 | 0 | 0 | 0 | 0 | 29 | 0 | 0 | 9 | 46 | 2 | 0 | 93 | |
| 5:05 PM | 1 | 1 | 3 | 0 | 4 | 1 | 0 | 0 | 0 | 34 | 2 | 0 | 6 | 42 | 6 | 0 | 100 | |
| 5:10 PM | 1 | 0 | 2 | 0 | 5 | 0 | 3 | 0 | 0 | 41 | 2 | 0 | 3 | 44 | 9 | 0 | 110 | |
| 5:15 PM | 0 | 0 | 2 | 0 | 2 | 0 | 2 | 0 | 0 | 27 | 1 | 1 | 1 | 52 | 8 | 0 | 96 | |
| 5:20 PM | 1 | 1 | 5 | 0 | 5 | 0 | 1 | 0 | 2 | 42 | 4 | 0 | 3 | 43 | 5 | 0 | 112 | |
| 5:25 PM | 1 | 0 | 4 | 0 | 7 | 0 | 1 | 0 | 1 | 25 | 2 | 0 | 5 | 53 | 4 | 0 | 103 | |
| 5:30 PM | 1 | 0 | 3 | 0 | 8 | 0 | 2 | 0 | 1 | 35 | 2 | 1 | 7 | 43 | 3 | 0 | 106 | |
| 5:35 PM | 2 | 0 | 3 | 0 | 6 | 1 | 4 | 0 | 0 | 34 | 2 | 1 | 6 | 53 | 9 | 0 | 121 | |
| 5:40 PM | 3 | 0 | 3 | 0 | 3 | 0 | 1 | 0 | 2 | 37 | 2 | 0 | 4 | 39 | 3 | 0 | 97 | |
| 5:45 PM | 0 | 0 | 3 | 0 | 2 | 1 | 0 | 0 | 0 | 33 | 2 | 0 | 5 | 41 | 3 | 0 | 90 | |
| 5:50 PM | 0 | 0 | 4 | 0 | 4 | 0 | 0 | 0 | 0 | 24 | 0 | 0 | 4 | 39 | 3 | 0 | 78 | |
| 5:55 PM | 0 | 0 | 2 | 0 | 2 | 0 | 1 | 0 | 0 | 27 | 0 | 0 | 6 | 34 | 5 | 0 | 77 | |

| Peak 15-Min Flowrates | Northbound | | | | Southbound | | | | Eastbound | | | | Westbound | | | | Total |
|-----------------------|------------|------|-------|---|------------|------|-------|---|-----------|------|-------|---|-----------|------|-------|---|-------|
| | Left | Thru | Right | U | Left | Thru | Right | U | Left | Thru | Right | U | Left | Thru | Right | U | |
| All Vehicles | 16 | 0 | 40 | 0 | 84 | 4 | 28 | 0 | 8 | 376 | 24 | 8 | 72 | 596 | 64 | 0 | 1320 |
| Heavy Trucks | 0 | 0 | 0 | | 0 | 0 | 0 | | 0 | 4 | 0 | | 0 | 4 | 0 | | 8 |
| Buses | | | | | | | | | | | | | | | | | |
| Pedestrians | | 8 | | | | 0 | | | | 0 | | | | 0 | | | 8 |
| Bicycles | 0 | 0 | 0 | | 0 | 0 | 0 | | 0 | 0 | 0 | | 0 | 0 | 0 | | 0 |
| Scooters | | | | | | | | | | | | | | | | | |

Comments:

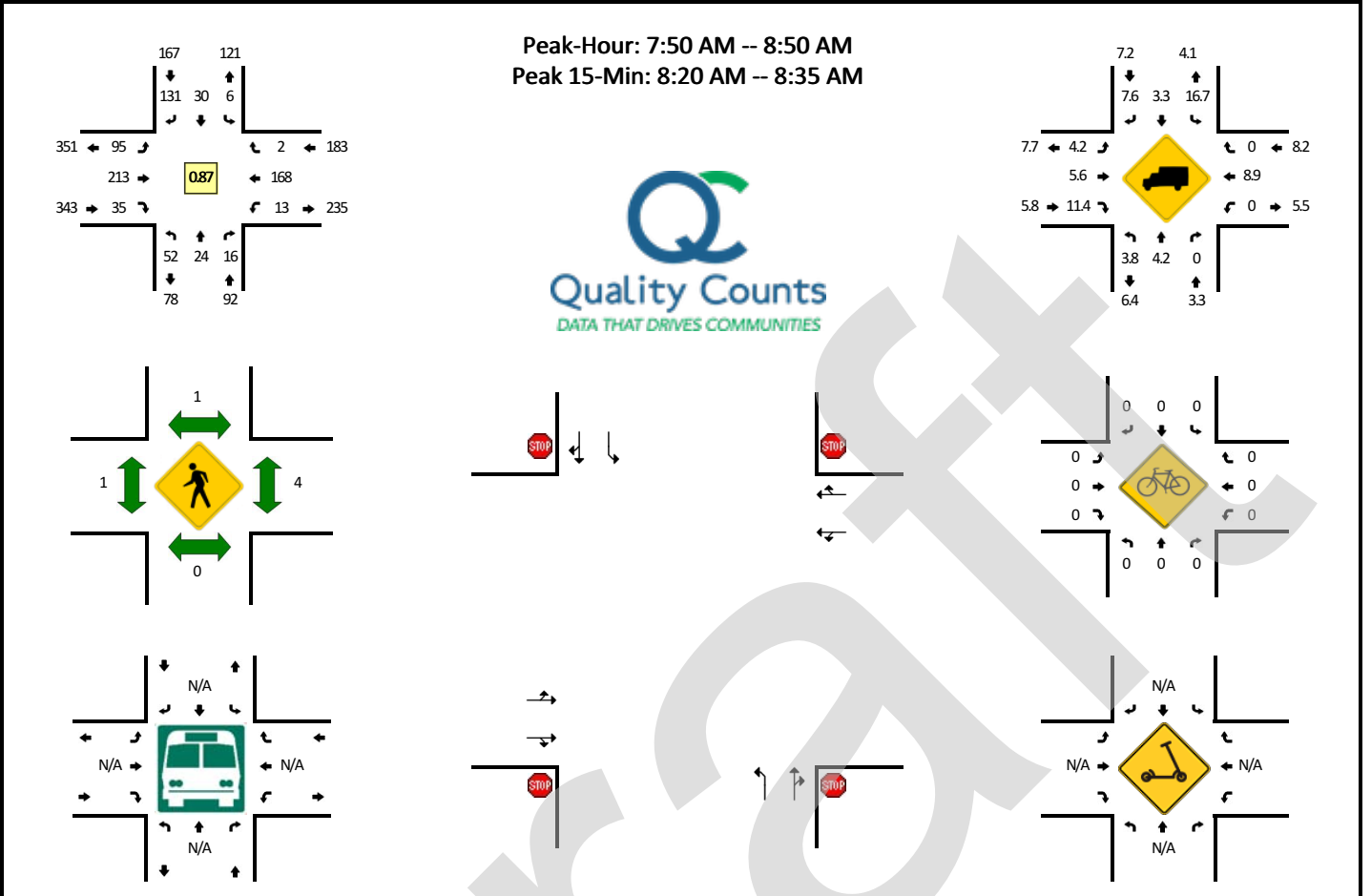
Report generated on 11/18/2022 12:01 PM

SOURCE: Quality Counts, LLC (<http://www.qualitycounts.net>) 1-877-580-2212

Draft

LOCATION: SE Village Loop -- SE McGillivray Blvd
CITY/STATE: Vancouver, WA

QC JOB #: 15932023
DATE: Wed, Oct 26 2022

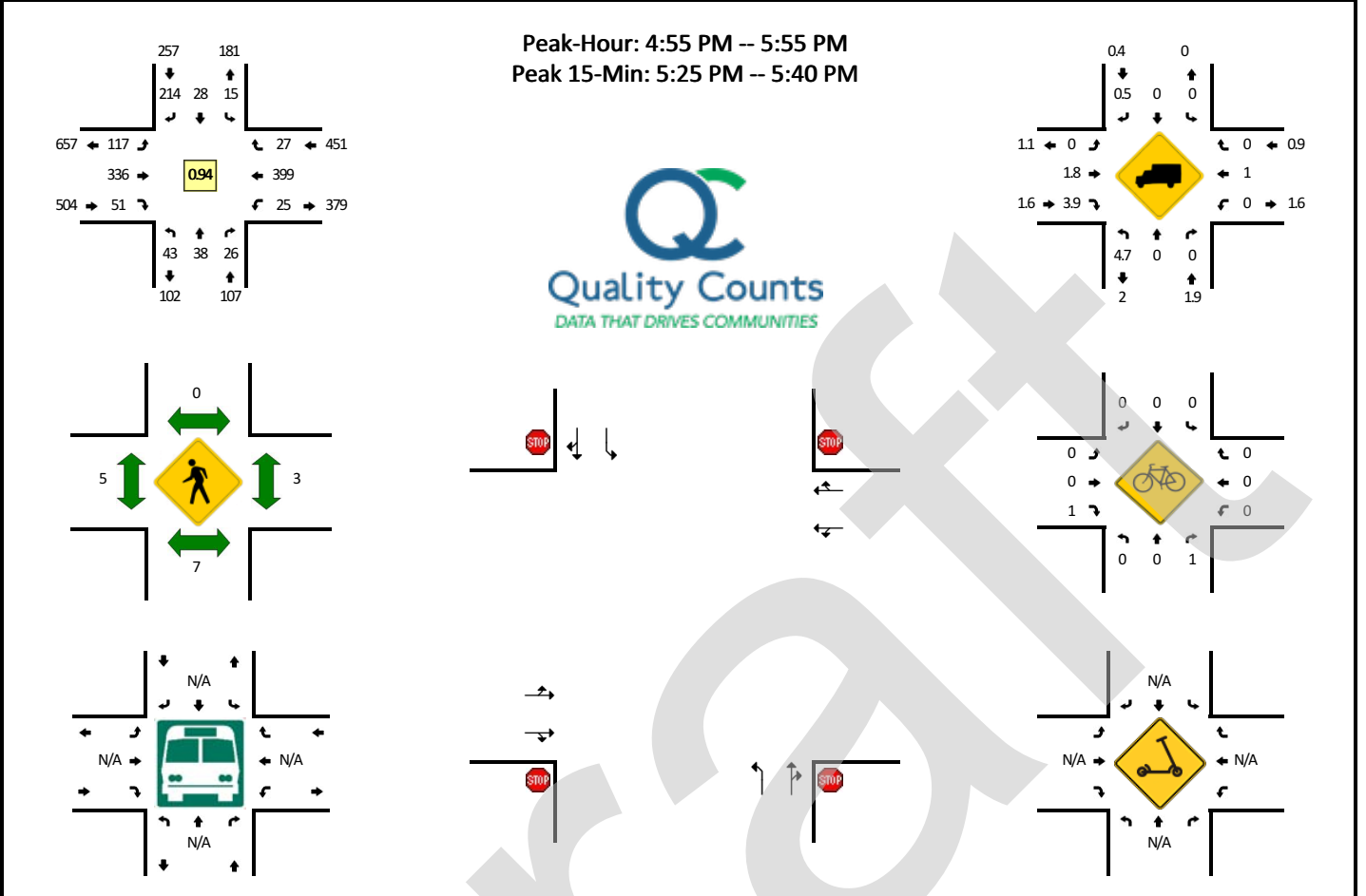


| 5-Min Count Period Beginning At | SE Village Loop (Northbound) | | | | SE Village Loop (Southbound) | | | | SE McGillivray Blvd (Eastbound) | | | | SE McGillivray Blvd (Westbound) | | | | Total | Hourly Totals | |
|---------------------------------|------------------------------|------|-------|---|------------------------------|------|-------|---|---------------------------------|------|-------|---|---------------------------------|------|-------|---|-------|---------------|--|
| | Left | Thru | Right | U | Left | Thru | Right | U | Left | Thru | Right | U | Left | Thru | Right | U | | | |
| 7:00 AM | 1 | 1 | 1 | 0 | 1 | 2 | 7 | 0 | 3 | 8 | 0 | 0 | 0 | 6 | 1 | 0 | 0 | 31 | |
| 7:05 AM | 1 | 0 | 1 | 0 | 0 | 0 | 5 | 0 | 3 | 9 | 3 | 0 | 0 | 3 | 1 | 0 | 0 | 26 | |
| 7:10 AM | 0 | 1 | 1 | 0 | 0 | 0 | 9 | 0 | 4 | 7 | 0 | 0 | 1 | 6 | 0 | 0 | 29 | | |
| 7:15 AM | 5 | 3 | 1 | 0 | 1 | 0 | 7 | 0 | 5 | 14 | 5 | 0 | 1 | 8 | 0 | 0 | 50 | | |
| 7:20 AM | 5 | 1 | 0 | 0 | 0 | 0 | 5 | 0 | 6 | 9 | 0 | 0 | 1 | 13 | 1 | 0 | 41 | | |
| 7:25 AM | 7 | 1 | 2 | 0 | 0 | 0 | 9 | 0 | 2 | 15 | 2 | 0 | 0 | 12 | 0 | 0 | 50 | | |
| 7:30 AM | 8 | 0 | 0 | 0 | 0 | 0 | 5 | 0 | 3 | 14 | 2 | 0 | 1 | 10 | 1 | 0 | 44 | | |
| 7:35 AM | 2 | 1 | 2 | 0 | 0 | 1 | 8 | 0 | 9 | 13 | 0 | 0 | 0 | 20 | 0 | 0 | 56 | | |
| 7:40 AM | 3 | 3 | 3 | 0 | 0 | 2 | 6 | 0 | 10 | 11 | 4 | 0 | 2 | 11 | 0 | 0 | 55 | | |
| 7:45 AM | 4 | 0 | 1 | 0 | 0 | 2 | 5 | 0 | 9 | 14 | 1 | 0 | 0 | 19 | 0 | 0 | 55 | | |
| 7:50 AM | 3 | 1 | 0 | 0 | 0 | 4 | 11 | 0 | 7 | 20 | 2 | 0 | 0 | 22 | 1 | 0 | 71 | | |
| 7:55 AM | 2 | 4 | 0 | 0 | 0 | 2 | 6 | 0 | 9 | 16 | 2 | 0 | 2 | 18 | 0 | 0 | 61 | 569 | |
| 8:00 AM | 6 | 2 | 3 | 0 | 1 | 1 | 16 | 0 | 6 | 14 | 1 | 0 | 1 | 12 | 0 | 0 | 63 | 601 | |
| 8:05 AM | 5 | 2 | 4 | 0 | 0 | 1 | 10 | 0 | 6 | 7 | 1 | 0 | 3 | 9 | 0 | 0 | 48 | 623 | |
| 8:10 AM | 3 | 2 | 1 | 0 | 1 | 1 | 10 | 0 | 12 | 17 | 3 | 0 | 1 | 16 | 1 | 0 | 68 | 662 | |
| 8:15 AM | 5 | 2 | 1 | 0 | 0 | 2 | 10 | 0 | 4 | 13 | 4 | 0 | 0 | 13 | 0 | 0 | 54 | 666 | |
| 8:20 AM | 11 | 1 | 1 | 0 | 0 | 7 | 12 | 0 | 8 | 18 | 4 | 0 | 1 | 17 | 0 | 0 | 80 | 705 | |
| 8:25 AM | 7 | 1 | 0 | 0 | 0 | 4 | 16 | 0 | 5 | 22 | 4 | 0 | 0 | 18 | 0 | 0 | 77 | 732 | |
| 8:30 AM | 4 | 1 | 2 | 0 | 2 | 3 | 9 | 0 | 7 | 22 | 4 | 0 | 2 | 13 | 0 | 0 | 69 | 757 | |
| 8:35 AM | 2 | 2 | 2 | 0 | 0 | 1 | 14 | 0 | 12 | 26 | 4 | 0 | 1 | 10 | 0 | 0 | 74 | 775 | |
| 8:40 AM | 2 | 4 | 1 | 0 | 0 | 1 | 12 | 0 | 8 | 15 | 3 | 0 | 0 | 12 | 0 | 0 | 58 | 778 | |
| 8:45 AM | 2 | 2 | 1 | 0 | 2 | 3 | 5 | 0 | 11 | 23 | 3 | 0 | 2 | 8 | 0 | 0 | 62 | 785 | |
| 8:50 AM | 4 | 1 | 0 | 0 | 0 | 1 | 7 | 0 | 8 | 12 | 3 | 0 | 3 | 13 | 0 | 0 | 52 | 766 | |
| 8:55 AM | 1 | 0 | 2 | 0 | 0 | 2 | 9 | 0 | 12 | 16 | 1 | 0 | 0 | 19 | 0 | 0 | 62 | 767 | |
| Peak 15-Min Flowrates | Northbound | | | | Southbound | | | | Eastbound | | | | Westbound | | | | Total | | |
| | Left | Thru | Right | U | Left | Thru | Right | U | Left | Thru | Right | U | Left | Thru | Right | U | | | |
| All Vehicles | 88 | 12 | 12 | 0 | 8 | 56 | 148 | 0 | 80 | 248 | 48 | 0 | 12 | 192 | 0 | 0 | 904 | | |
| Heavy Trucks | 4 | 0 | 0 | | 4 | 4 | 8 | | 0 | 8 | 8 | | 0 | 12 | 0 | 0 | 48 | | |
| Buses | | | | | | | | | | | | | | | | | | | |
| Pedestrians | | 0 | | | | 0 | | | | 4 | | | | 0 | | | 4 | | |
| Bicycles | 0 | 0 | 0 | | 0 | 0 | 0 | | 0 | 0 | 0 | | 0 | 0 | 0 | | 0 | | |
| Scoters | | | | | | | | | | | | | | | | | | | |

Comments:

LOCATION: SE Village Loop -- SE McGillivray Blvd
CITY/STATE: Vancouver, WA

QC JOB #: 15932024
DATE: Wed, Oct 26 2022



| 5-Min Count Period Beginning At | SE Village Loop (Northbound) | | | | SE Village Loop (Southbound) | | | | SE McGillivray Blvd (Eastbound) | | | | SE McGillivray Blvd (Westbound) | | | | Total | Hourly Totals |
|---------------------------------|------------------------------|------|-------|---|------------------------------|------|-------|---|---------------------------------|------|-------|---|---------------------------------|------|-------|---|-------|---------------|
| | Left | Thru | Right | U | Left | Thru | Right | U | Left | Thru | Right | U | Left | Thru | Right | U | | |
| 3:00 PM | 8 | 0 | 2 | 0 | 0 | 2 | 15 | 0 | 9 | 15 | 2 | 0 | 1 | 12 | 2 | 0 | 68 | |
| 3:05 PM | 5 | 1 | 3 | 0 | 0 | 2 | 14 | 0 | 7 | 22 | 3 | 0 | 1 | 22 | 1 | 0 | 81 | |
| 3:10 PM | 7 | 5 | 2 | 0 | 2 | 5 | 16 | 0 | 11 | 32 | 2 | 0 | 2 | 25 | 0 | 0 | 109 | |
| 3:15 PM | 4 | 1 | 2 | 0 | 0 | 2 | 7 | 0 | 16 | 34 | 9 | 0 | 4 | 25 | 2 | 0 | 106 | |
| 3:20 PM | 2 | 2 | 3 | 0 | 0 | 3 | 14 | 0 | 12 | 34 | 2 | 0 | 3 | 28 | 4 | 0 | 107 | |
| 3:25 PM | 4 | 4 | 4 | 0 | 2 | 6 | 13 | 0 | 16 | 38 | 4 | 0 | 2 | 17 | 0 | 0 | 110 | |
| 3:30 PM | 4 | 1 | 2 | 0 | 1 | 4 | 13 | 0 | 3 | 26 | 3 | 0 | 4 | 18 | 3 | 0 | 82 | |
| 3:35 PM | 2 | 4 | 2 | 0 | 0 | 6 | 21 | 0 | 7 | 30 | 2 | 0 | 1 | 23 | 1 | 0 | 99 | |
| 3:40 PM | 2 | 4 | 2 | 0 | 1 | 4 | 13 | 0 | 5 | 24 | 5 | 0 | 5 | 22 | 0 | 0 | 87 | |
| 3:45 PM | 3 | 2 | 2 | 0 | 3 | 3 | 19 | 0 | 11 | 27 | 6 | 1 | 2 | 30 | 1 | 0 | 110 | |
| 3:50 PM | 3 | 7 | 4 | 0 | 0 | 6 | 18 | 0 | 7 | 21 | 4 | 0 | 1 | 25 | 2 | 0 | 98 | |
| 3:55 PM | 2 | 1 | 0 | 0 | 0 | 3 | 16 | 0 | 5 | 31 | 10 | 0 | 3 | 26 | 2 | 0 | 99 | |
| 4:00 PM | 5 | 2 | 1 | 0 | 1 | 1 | 9 | 0 | 9 | 21 | 3 | 0 | 3 | 23 | 1 | 0 | 79 | |
| 4:05 PM | 3 | 7 | 1 | 0 | 0 | 5 | 14 | 0 | 11 | 27 | 2 | 0 | 2 | 25 | 4 | 0 | 101 | |
| 4:10 PM | 4 | 0 | 3 | 0 | 2 | 4 | 16 | 0 | 6 | 25 | 2 | 0 | 4 | 16 | 2 | 0 | 84 | |
| 4:15 PM | 4 | 1 | 3 | 0 | 1 | 0 | 15 | 0 | 9 | 33 | 4 | 0 | 3 | 26 | 3 | 0 | 102 | |
| 4:20 PM | 2 | 3 | 2 | 0 | 0 | 0 | 16 | 0 | 12 | 24 | 9 | 0 | 5 | 13 | 2 | 0 | 88 | |
| 4:25 PM | 3 | 2 | 2 | 0 | 3 | 3 | 17 | 0 | 5 | 17 | 7 | 0 | 5 | 25 | 0 | 0 | 89 | |
| 4:30 PM | 5 | 2 | 3 | 0 | 1 | 5 | 14 | 0 | 11 | 16 | 4 | 0 | 6 | 15 | 1 | 0 | 83 | |
| 4:35 PM | 3 | 2 | 2 | 0 | 1 | 2 | 18 | 0 | 6 | 23 | 5 | 0 | 4 | 26 | 1 | 0 | 93 | |
| 4:40 PM | 4 | 1 | 4 | 0 | 0 | 3 | 14 | 0 | 6 | 35 | 2 | 0 | 2 | 18 | 1 | 0 | 90 | |
| 4:45 PM | 4 | 4 | 1 | 0 | 2 | 6 | 11 | 0 | 10 | 27 | 2 | 0 | 3 | 19 | 2 | 0 | 91 | |
| 4:50 PM | 3 | 5 | 2 | 0 | 0 | 4 | 17 | 0 | 8 | 31 | 2 | 0 | 1 | 17 | 1 | 0 | 91 | |
| 4:55 PM | 2 | 4 | 1 | 0 | 2 | 4 | 21 | 0 | 12 | 32 | 4 | 0 | 1 | 32 | 3 | 0 | 118 | |
| 5:00 PM | 3 | 1 | 4 | 0 | 0 | 2 | 18 | 0 | 6 | 25 | 4 | 0 | 2 | 33 | 1 | 0 | 99 | |
| 5:05 PM | 5 | 4 | 3 | 0 | 2 | 2 | 18 | 0 | 8 | 29 | 8 | 0 | 4 | 39 | 1 | 0 | 123 | |
| 5:10 PM | 3 | 4 | 2 | 0 | 0 | 1 | 22 | 0 | 10 | 33 | 2 | 1 | 0 | 23 | 6 | 0 | 107 | |
| 5:15 PM | 3 | 3 | 3 | 0 | 0 | 1 | 21 | 0 | 8 | 25 | 2 | 0 | 3 | 42 | 2 | 0 | 113 | |
| 5:20 PM | 1 | 3 | 0 | 0 | 0 | 4 | 12 | 0 | 14 | 29 | 6 | 0 | 1 | 36 | 0 | 0 | 106 | |
| 5:25 PM | 2 | 2 | 3 | 0 | 0 | 1 | 12 | 0 | 9 | 24 | 4 | 0 | 2 | 44 | 3 | 1 | 107 | |
| 5:30 PM | 5 | 3 | 3 | 0 | 2 | 3 | 19 | 0 | 16 | 29 | 2 | 0 | 4 | 29 | 1 | 1 | 117 | |
| 5:35 PM | 4 | 4 | 1 | 0 | 1 | 2 | 22 | 0 | 6 | 32 | 2 | 0 | 5 | 46 | 0 | 0 | 125 | |
| 5:40 PM | 3 | 5 | 2 | 0 | 3 | 3 | 15 | 0 | 10 | 32 | 5 | 0 | 0 | 26 | 2 | 0 | 106 | |
| 5:45 PM | 9 | 2 | 1 | 0 | 3 | 5 | 19 | 0 | 8 | 24 | 7 | 0 | 1 | 22 | 4 | 0 | 105 | |
| 5:50 PM | 3 | 3 | 3 | 0 | 2 | 0 | 15 | 0 | 9 | 22 | 5 | 0 | 0 | 27 | 4 | 0 | 93 | |
| 5:55 PM | 1 | 6 | 1 | 0 | 2 | 3 | 21 | 0 | 11 | 19 | 1 | 0 | 1 | 28 | 0 | 0 | 94 | |

| Peak 15-Min Flowrates | Northbound | | | | Southbound | | | | Eastbound | | | | Westbound | | | | Total |
|-----------------------|------------|------|-------|---|------------|------|-------|---|-----------|------|-------|---|-----------|------|-------|---|-------|
| | Left | Thru | Right | U | Left | Thru | Right | U | Left | Thru | Right | U | Left | Thru | Right | U | |
| All Vehicles | 44 | 36 | 28 | 0 | 12 | 24 | 212 | 0 | 124 | 340 | 32 | 0 | 44 | 476 | 16 | 8 | 1396 |
| Heavy Trucks | 4 | 0 | 0 | | 0 | 0 | 0 | | 0 | 4 | 0 | | 0 | 4 | 0 | | 12 |
| Buses | | | | | | | | | | | | | | | | | |
| Pedestrians | | 4 | | | | 0 | | | | 0 | | | | 4 | | | 8 |
| Bicycles | 0 | 0 | 0 | | 0 | 0 | 0 | | 0 | 0 | 0 | | 0 | 0 | 0 | | 0 |
| Scoters | | | | | | | | | | | | | | | | | |

Comments:

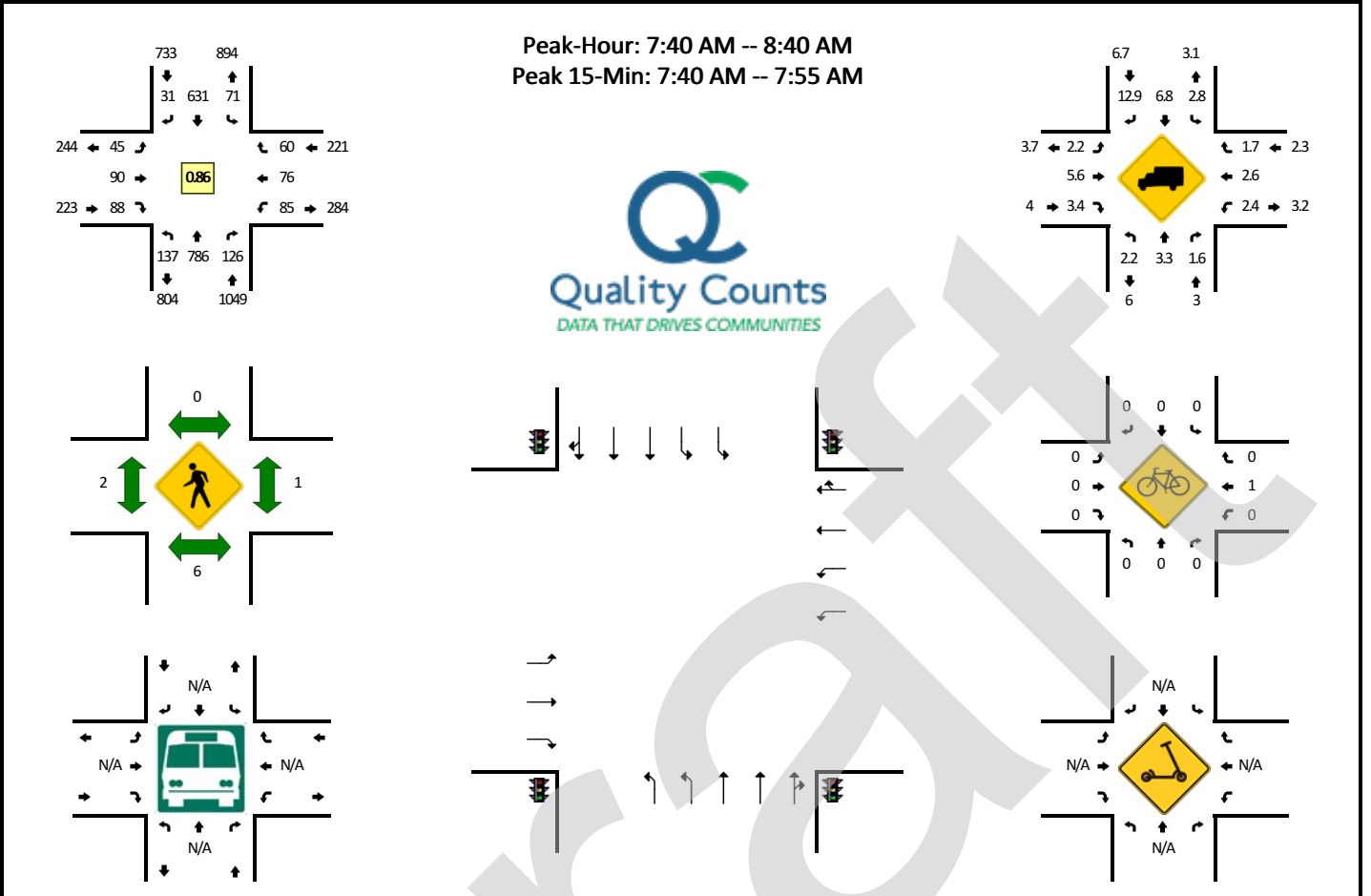
Report generated on 11/18/2022 12:01 PM

SOURCE: Quality Counts, LLC (<http://www.qualitycounts.net>) 1-877-580-2212

Draft

LOCATION: SE 164th Ave -- SE McGillivray Blvd
CITY/STATE: Vancouver, WA

QC JOB #: 15932025
DATE: Wed, Oct 26 2022




| 5-Min Count Period Beginning At | SE 164th Ave (Northbound) | | | | SE 164th Ave (Southbound) | | | | SE McGillivray Blvd (Eastbound) | | | | SE McGillivray Blvd (Westbound) | | | | Total | Hourly Totals |
|---------------------------------|---------------------------|------|-------|---|---------------------------|------|-------|---|---------------------------------|------|-------|---|---------------------------------|------|-------|---|-------|---------------|
| | Left | Thru | Right | U | Left | Thru | Right | U | Left | Thru | Right | U | Left | Thru | Right | U | | |
| 7:00 AM | 2 | 47 | 5 | 0 | 1 | 33 | 1 | 0 | 0 | 5 | 6 | 0 | 2 | 4 | 3 | 0 | 109 | |
| 7:05 AM | 5 | 25 | 7 | 1 | 4 | 52 | 0 | 1 | 2 | 4 | 5 | 0 | 6 | 2 | 1 | 0 | 115 | |
| 7:10 AM | 12 | 40 | 4 | 0 | 5 | 32 | 0 | 0 | 1 | 2 | 5 | 0 | 4 | 2 | 2 | 0 | 109 | |
| 7:15 AM | 4 | 45 | 2 | 0 | 4 | 47 | 1 | 0 | 3 | 5 | 3 | 0 | 6 | 4 | 5 | 0 | 129 | |
| 7:20 AM | 14 | 47 | 10 | 0 | 3 | 30 | 2 | 0 | 3 | 5 | 8 | 0 | 6 | 6 | 3 | 0 | 137 | |
| 7:25 AM | 6 | 58 | 12 | 1 | 8 | 52 | 2 | 0 | 0 | 5 | 11 | 0 | 5 | 7 | 6 | 0 | 173 | |
| 7:30 AM | 8 | 63 | 9 | 0 | 4 | 52 | 1 | 0 | 3 | 6 | 4 | 0 | 3 | 3 | 1 | 0 | 157 | |
| 7:35 AM | 18 | 47 | 11 | 0 | 7 | 48 | 1 | 0 | 2 | 7 | 5 | 0 | 9 | 6 | 4 | 0 | 165 | |
| 7:40 AM | 10 | 95 | 8 | 0 | 2 | 66 | 2 | 0 | 2 | 9 | 5 | 0 | 9 | 4 | 4 | 0 | 216 | |
| 7:45 AM | 9 | 70 | 12 | 0 | 9 | 66 | 4 | 0 | 5 | 3 | 7 | 0 | 9 | 7 | 4 | 0 | 205 | |
| 7:50 AM | 17 | 84 | 13 | 0 | 4 | 61 | 4 | 0 | 4 | 10 | 7 | 0 | 5 | 5 | 10 | 0 | 224 | |
| 7:55 AM | 15 | 57 | 13 | 0 | 4 | 31 | 5 | 1 | 4 | 3 | 5 | 0 | 4 | 3 | 7 | 0 | 152 | 1891 |
| 8:00 AM | 6 | 72 | 12 | 0 | 7 | 31 | 3 | 0 | 2 | 12 | 13 | 0 | 6 | 7 | 5 | 0 | 176 | 1958 |
| 8:05 AM | 8 | 52 | 17 | 0 | 10 | 53 | 4 | 0 | 3 | 6 | 3 | 0 | 13 | 4 | 3 | 0 | 176 | 2019 |
| 8:10 AM | 17 | 64 | 11 | 0 | 6 | 54 | 1 | 0 | 4 | 6 | 9 | 0 | 8 | 10 | 4 | 0 | 194 | 2104 |
| 8:15 AM | 6 | 56 | 5 | 0 | 7 | 61 | 5 | 1 | 3 | 5 | 7 | 0 | 11 | 4 | 4 | 0 | 175 | 2150 |
| 8:20 AM | 21 | 68 | 9 | 0 | 6 | 39 | 1 | 0 | 6 | 4 | 6 | 0 | 4 | 9 | 4 | 0 | 177 | 2190 |
| 8:25 AM | 7 | 45 | 12 | 0 | 5 | 59 | 2 | 1 | 3 | 9 | 7 | 0 | 11 | 8 | 4 | 0 | 173 | 2190 |
| 8:30 AM | 17 | 69 | 10 | 0 | 3 | 51 | 0 | 0 | 5 | 8 | 9 | 0 | 1 | 8 | 6 | 0 | 187 | 2220 |
| 8:35 AM | 4 | 54 | 4 | 0 | 5 | 59 | 0 | 0 | 4 | 15 | 10 | 0 | 4 | 7 | 5 | 0 | 171 | 2226 |
| 8:40 AM | 7 | 66 | 14 | 0 | 8 | 40 | 0 | 0 | 4 | 10 | 12 | 0 | 5 | 9 | 5 | 0 | 180 | 2190 |
| 8:45 AM | 3 | 64 | 7 | 0 | 1 | 60 | 0 | 0 | 7 | 8 | 10 | 0 | 5 | 6 | 6 | 0 | 177 | 2162 |
| 8:50 AM | 14 | 74 | 8 | 0 | 9 | 31 | 2 | 0 | 2 | 11 | 4 | 0 | 9 | 8 | 7 | 0 | 179 | 2117 |
| 8:55 AM | 12 | 65 | 19 | 0 | 17 | 49 | 1 | 0 | 4 | 6 | 9 | 0 | 12 | 7 | 5 | 0 | 206 | 2171 |
| Peak 15-Min Flowrates | Northbound | | | | Southbound | | | | Eastbound | | | | Westbound | | | | Total | |
| | Left | Thru | Right | U | Left | Thru | Right | U | Left | Thru | Right | U | Left | Thru | Right | U | | |
| All Vehicles | 144 | 996 | 132 | 0 | 60 | 772 | 40 | 0 | 44 | 88 | 76 | 0 | 92 | 64 | 72 | 0 | 2580 | |
| Heavy Trucks | 0 | 32 | 0 | 0 | 0 | 40 | 0 | 0 | 0 | 8 | 4 | 0 | 4 | 0 | 4 | 0 | 92 | |
| Buses | | | | | | | | | | | | | | | | | | |
| Pedestrians | | 0 | | | | 0 | | | | 0 | | | | 0 | | | 0 | |
| Bicycles | 0 | 0 | 0 | | 0 | 0 | 0 | | 0 | 0 | 0 | | 0 | 0 | 0 | | 0 | |
| Scoters | | | | | | | | | | | | | | | | | | |

Comments:

LOCATION: SE 164th Ave -- SE McGillivray Blvd
CITY/STATE: Vancouver, WA

QC JOB #: 15932026
DATE: Wed, Oct 26 2022



| 5-Min Count Period Beginning At | SE 164th Ave (Northbound) | | | | SE 164th Ave (Southbound) | | | | SE McGillivray Blvd (Eastbound) | | | | SE McGillivray Blvd (Westbound) | | | | Total | Hourly Totals |
|---------------------------------|---------------------------|------|-------|---|---------------------------|------|-------|---|---------------------------------|------|-------|---|---------------------------------|------|-------|---|-------|---------------|
| | Left | Thru | Right | U | Left | Thru | Right | U | Left | Thru | Right | U | Left | Thru | Right | U | | |
| 3:00 PM | 17 | 79 | 11 | 0 | 16 | 86 | 6 | 1 | 6 | 6 | 12 | 0 | 10 | 15 | 11 | 0 | 276 | |
| 3:05 PM | 11 | 47 | 12 | 0 | 5 | 57 | 3 | 0 | 6 | 16 | 14 | 0 | 23 | 15 | 10 | 0 | 219 | |
| 3:10 PM | 25 | 80 | 16 | 0 | 14 | 74 | 2 | 0 | 6 | 9 | 19 | 0 | 13 | 10 | 12 | 0 | 280 | |
| 3:15 PM | 16 | 46 | 13 | 1 | 11 | 65 | 0 | 0 | 11 | 22 | 10 | 0 | 15 | 12 | 19 | 0 | 241 | |
| 3:20 PM | 18 | 84 | 18 | 0 | 8 | 89 | 5 | 0 | 8 | 14 | 11 | 0 | 10 | 15 | 16 | 0 | 296 | |
| 3:25 PM | 12 | 52 | 16 | 0 | 13 | 39 | 6 | 2 | 14 | 27 | 17 | 0 | 21 | 13 | 7 | 0 | 239 | |
| 3:30 PM | 21 | 70 | 26 | 0 | 20 | 73 | 6 | 0 | 8 | 18 | 13 | 0 | 9 | 10 | 15 | 0 | 289 | |
| 3:35 PM | 18 | 66 | 11 | 0 | 8 | 105 | 2 | 0 | 7 | 12 | 19 | 0 | 22 | 14 | 9 | 0 | 293 | |
| 3:40 PM | 23 | 83 | 17 | 0 | 12 | 55 | 4 | 0 | 13 | 15 | 17 | 0 | 12 | 12 | 15 | 0 | 278 | |
| 3:45 PM | 18 | 68 | 21 | 0 | 10 | 75 | 7 | 1 | 2 | 15 | 15 | 0 | 18 | 13 | 12 | 0 | 275 | |
| 3:50 PM | 34 | 94 | 24 | 0 | 13 | 72 | 3 | 0 | 9 | 15 | 16 | 0 | 16 | 11 | 15 | 0 | 322 | |
| 3:55 PM | 21 | 60 | 18 | 0 | 13 | 78 | 7 | 0 | 4 | 14 | 14 | 0 | 10 | 15 | 19 | 0 | 273 | 3281 |
| 4:00 PM | 27 | 69 | 18 | 0 | 11 | 65 | 3 | 0 | 7 | 13 | 11 | 0 | 10 | 15 | 14 | 0 | 263 | 3268 |
| 4:05 PM | 12 | 58 | 7 | 0 | 4 | 71 | 4 | 0 | 6 | 14 | 11 | 0 | 21 | 12 | 15 | 0 | 235 | 3284 |
| 4:10 PM | 21 | 80 | 16 | 0 | 9 | 76 | 3 | 0 | 15 | 17 | 16 | 0 | 13 | 9 | 5 | 0 | 280 | 3284 |
| 4:15 PM | 17 | 59 | 14 | 0 | 20 | 76 | 7 | 0 | 6 | 18 | 11 | 0 | 19 | 13 | 10 | 0 | 270 | 3313 |
| 4:20 PM | 23 | 91 | 21 | 0 | 4 | 70 | 5 | 0 | 9 | 18 | 16 | 1 | 11 | 10 | 14 | 0 | 293 | 3310 |
| 4:25 PM | 13 | 58 | 10 | 0 | 18 | 70 | 1 | 0 | 6 | 12 | 6 | 0 | 20 | 13 | 7 | 0 | 234 | 3305 |
| 4:30 PM | 27 | 86 | 18 | 0 | 12 | 75 | 6 | 1 | 7 | 8 | 18 | 0 | 9 | 6 | 11 | 0 | 284 | 3300 |
| 4:35 PM | 17 | 61 | 17 | 0 | 12 | 91 | 2 | 0 | 5 | 9 | 14 | 0 | 15 | 16 | 13 | 0 | 272 | 3279 |
| 4:40 PM | 26 | 83 | 21 | 0 | 8 | 63 | 3 | 1 | 12 | 15 | 23 | 0 | 19 | 7 | 11 | 0 | 292 | 3293 |
| 4:45 PM | 13 | 64 | 18 | 0 | 8 | 82 | 6 | 2 | 10 | 14 | 7 | 0 | 20 | 11 | 15 | 0 | 270 | 3288 |
| 4:50 PM | 27 | 83 | 22 | 0 | 12 | 71 | 3 | 1 | 13 | 20 | 16 | 0 | 8 | 11 | 6 | 0 | 293 | 3259 |
| 4:55 PM | 21 | 60 | 22 | 0 | 10 | 89 | 4 | 0 | 4 | 20 | 12 | 0 | 27 | 16 | 16 | 0 | 301 | 3287 |
| 5:00 PM | 30 | 87 | 17 | 0 | 5 | 63 | 10 | 0 | 10 | 22 | 16 | 0 | 9 | 15 | 9 | 0 | 293 | 3317 |
| 5:05 PM | 19 | 59 | 12 | 0 | 12 | 92 | 6 | 0 | 9 | 20 | 15 | 0 | 20 | 17 | 16 | 0 | 297 | 3379 |
| 5:10 PM | 25 | 95 | 19 | 0 | 8 | 70 | 6 | 0 | 6 | 18 | 18 | 0 | 16 | 14 | 9 | 0 | 304 | 3403 |
| 5:15 PM | 20 | 70 | 7 | 0 | 9 | 100 | 7 | 0 | 6 | 10 | 9 | 0 | 21 | 18 | 10 | 0 | 287 | 3420 |
| 5:20 PM | 26 | 96 | 19 | 0 | 13 | 69 | 7 | 1 | 11 | 23 | 15 | 0 | 17 | 16 | 16 | 0 | 329 | 3456 |
| 5:25 PM | 27 | 62 | 11 | 0 | 17 | 91 | 10 | 1 | 10 | 14 | 7 | 0 | 15 | 21 | 15 | 0 | 301 | 3523 |
| 5:30 PM | 27 | 112 | 22 | 0 | 9 | 53 | 12 | 0 | 12 | 11 | 17 | 1 | 11 | 14 | 8 | 0 | 309 | 3548 |
| 5:35 PM | 18 | 72 | 10 | 0 | 10 | 76 | 5 | 0 | 8 | 14 | 20 | 0 | 18 | 22 | 17 | 0 | 290 | 3566 |
| 5:40 PM | 22 | 99 | 14 | 0 | 6 | 82 | 6 | 0 | 6 | 20 | 15 | 0 | 13 | 8 | 10 | 0 | 301 | 3575 |
| 5:45 PM | 13 | 75 | 18 | 0 | 8 | 70 | 7 | 1 | 3 | 16 | 7 | 0 | 14 | 14 | 13 | 0 | 259 | 3564 |
| 5:50 PM | 21 | 90 | 14 | 0 | 10 | 47 | 5 | 0 | 12 | 13 | 15 | 0 | 10 | 12 | 14 | 0 | 263 | 3534 |
| 5:55 PM | 13 | 63 | 19 | 0 | 13 | 61 | 3 | 0 | 6 | 7 | 12 | 0 | 10 | 17 | 10 | 0 | 234 | 3467 |

| Peak 15-Min Flowrates | Northbound | | | | Southbound | | | | Eastbound | | | | Westbound | | | | Total |
|-----------------------|------------|------|-------|---|------------|------|-------|---|-----------|------|-------|---|-----------|------|-------|---|-------|
| | Left | Thru | Right | U | Left | Thru | Right | U | Left | Thru | Right | U | Left | Thru | Right | U | |
| All Vehicles | 320 | 1080 | 208 | 0 | 156 | 852 | 116 | 8 | 132 | 192 | 156 | 4 | 172 | 204 | 156 | 0 | 3756 |
| Heavy Trucks | 8 | 24 | 0 | | 0 | 4 | 0 | | 0 | 4 | 0 | | 0 | 0 | 8 | | 48 |
| Buses | | | | | | | | | | | | | | | | | |
| Pedestrians | | 8 | | | | 4 | | | | 0 | | | | 16 | | | 28 |
| Bicycles | 0 | 0 | 0 | | 0 | 0 | 0 | | 0 | 0 | 0 | | 0 | 0 | 0 | | 0 |
| Scooters | | | | | | | | | | | | | | | | | |

Comments:

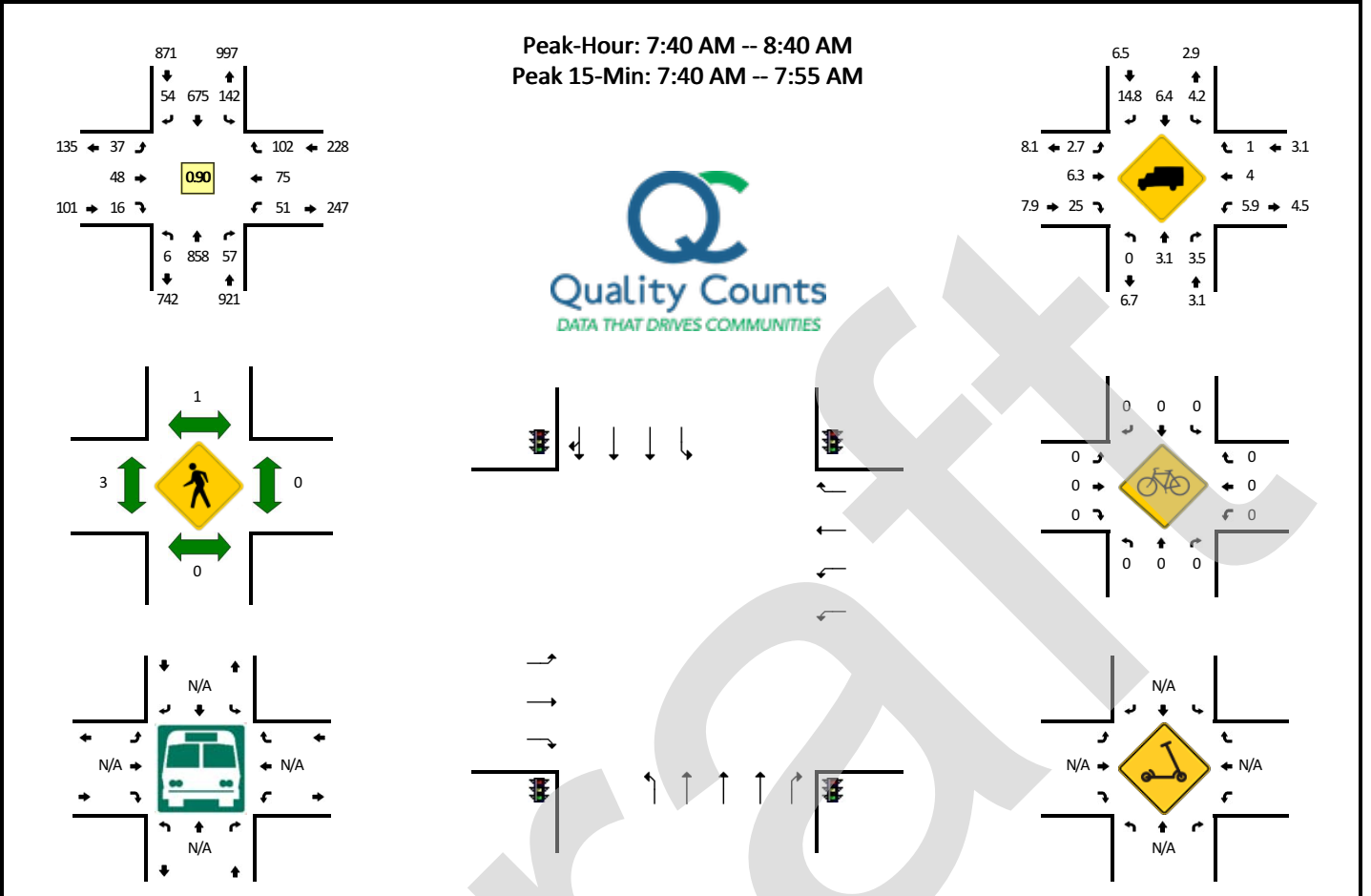
Report generated on 11/18/2022 12:01 PM

SOURCE: Quality Counts, LLC (<http://www.qualitycounts.net>) 1-877-580-2212

Draft

LOCATION: SE 164th Ave -- SE Village Loop/SE 20th St
CITY/STATE: Vancouver, WA

QC JOB #: 15932027
DATE: Wed, Oct 26 2022




| 5-Min Count Period Beginning At | SE 164th Ave (Northbound) | | | | SE 164th Ave (Southbound) | | | | SE Village Loop/SE 20th St (Eastbound) | | | | SE Village Loop/SE 20th St (Westbound) | | | | Total | Hourly Totals |
|---------------------------------|---------------------------|------|-------|---|---------------------------|------|-------|---|--|------|-------|---|--|------|-------|---|-------|---------------|
| | Left | Thru | Right | U | Left | Thru | Right | U | Left | Thru | Right | U | Left | Thru | Right | U | | |
| 7:00 AM | 1 | 52 | 1 | 0 | 8 | 33 | 4 | 0 | 2 | 0 | 2 | 0 | 2 | 3 | 4 | 0 | 112 | |
| 7:05 AM | 0 | 28 | 2 | 0 | 13 | 54 | 4 | 0 | 3 | 0 | 3 | 0 | 2 | 2 | 3 | 0 | 114 | |
| 7:10 AM | 0 | 42 | 1 | 0 | 11 | 47 | 2 | 0 | 1 | 1 | 0 | 0 | 2 | 8 | 6 | 0 | 121 | |
| 7:15 AM | 0 | 49 | 3 | 0 | 11 | 38 | 2 | 0 | 2 | 1 | 1 | 0 | 2 | 3 | 13 | 0 | 125 | |
| 7:20 AM | 0 | 37 | 2 | 0 | 17 | 32 | 4 | 0 | 0 | 4 | 2 | 0 | 3 | 3 | 5 | 0 | 109 | |
| 7:25 AM | 0 | 73 | 3 | 0 | 17 | 54 | 5 | 0 | 1 | 3 | 0 | 0 | 6 | 3 | 12 | 0 | 177 | |
| 7:30 AM | 0 | 55 | 5 | 0 | 6 | 53 | 0 | 0 | 2 | 0 | 2 | 0 | 7 | 5 | 4 | 0 | 139 | |
| 7:35 AM | 1 | 64 | 2 | 0 | 15 | 45 | 0 | 0 | 4 | 2 | 1 | 0 | 8 | 7 | 17 | 0 | 166 | |
| 7:40 AM | 1 | 89 | 8 | 0 | 6 | 60 | 3 | 0 | 4 | 4 | 3 | 0 | 3 | 5 | 7 | 0 | 193 | |
| 7:45 AM | 0 | 74 | 4 | 0 | 11 | 75 | 2 | 0 | 10 | 4 | 2 | 0 | 3 | 4 | 4 | 0 | 193 | |
| 7:50 AM | 0 | 95 | 4 | 0 | 14 | 71 | 3 | 0 | 1 | 2 | 0 | 0 | 6 | 7 | 2 | 0 | 205 | |
| 7:55 AM | 0 | 74 | 2 | 0 | 10 | 28 | 6 | 0 | 2 | 8 | 2 | 0 | 3 | 4 | 14 | 0 | 153 | 1807 |
| 8:00 AM | 0 | 69 | 6 | 0 | 13 | 49 | 6 | 0 | 0 | 3 | 0 | 0 | 2 | 13 | 2 | 0 | 163 | 1858 |
| 8:05 AM | 0 | 62 | 3 | 0 | 21 | 58 | 4 | 0 | 4 | 3 | 3 | 0 | 4 | 5 | 20 | 0 | 187 | 1931 |
| 8:10 AM | 0 | 65 | 7 | 0 | 7 | 59 | 6 | 0 | 3 | 2 | 0 | 0 | 6 | 4 | 4 | 0 | 163 | 1973 |
| 8:15 AM | 1 | 60 | 7 | 0 | 7 | 60 | 4 | 0 | 2 | 4 | 2 | 0 | 6 | 6 | 12 | 0 | 171 | 2019 |
| 8:20 AM | 0 | 82 | 6 | 0 | 12 | 53 | 7 | 0 | 2 | 4 | 1 | 0 | 7 | 8 | 8 | 0 | 190 | 2100 |
| 8:25 AM | 1 | 52 | 2 | 0 | 16 | 46 | 8 | 0 | 3 | 7 | 1 | 0 | 3 | 10 | 14 | 0 | 163 | 2086 |
| 8:30 AM | 2 | 66 | 5 | 0 | 14 | 61 | 3 | 0 | 3 | 1 | 2 | 0 | 5 | 2 | 7 | 0 | 171 | 2118 |
| 8:35 AM | 1 | 70 | 3 | 0 | 11 | 55 | 2 | 0 | 3 | 6 | 0 | 0 | 3 | 7 | 8 | 0 | 169 | 2121 |
| 8:40 AM | 0 | 59 | 4 | 0 | 9 | 54 | 1 | 0 | 6 | 3 | 2 | 0 | 6 | 8 | 10 | 0 | 162 | 2090 |
| 8:45 AM | 3 | 79 | 3 | 0 | 12 | 40 | 3 | 0 | 5 | 6 | 2 | 0 | 4 | 3 | 10 | 0 | 170 | 2067 |
| 8:50 AM | 1 | 73 | 3 | 0 | 15 | 54 | 3 | 0 | 2 | 1 | 0 | 0 | 5 | 5 | 11 | 0 | 173 | 2035 |
| 8:55 AM | 1 | 80 | 2 | 0 | 14 | 53 | 4 | 0 | 5 | 6 | 1 | 0 | 3 | 3 | 13 | 0 | 185 | 2067 |
| Peak 15-Min Flowrates | Northbound | | | | Southbound | | | | Eastbound | | | | Westbound | | | | Total | |
| | Left | Thru | Right | U | Left | Thru | Right | U | Left | Thru | Right | U | Left | Thru | Right | U | | |
| All Vehicles | 4 | 1032 | 64 | 0 | 124 | 824 | 32 | 0 | 60 | 40 | 20 | 0 | 48 | 64 | 52 | 0 | 2364 | |
| Heavy Trucks | 0 | 40 | 0 | | 8 | 36 | 4 | | 4 | 0 | 4 | | 4 | 4 | 0 | | 104 | |
| Buses | | | | | | | | | | | | | | | | | 0 | |
| Pedestrians | | 0 | | | | 0 | | | | 0 | | | | 0 | | | 0 | |
| Bicycles | 0 | 0 | 0 | | 0 | 0 | 0 | | 0 | 0 | 0 | | 0 | 0 | 0 | | 0 | |
| Scoters | | | | | | | | | | | | | | | | | 0 | |

Comments:

LOCATION: SE 164th Ave -- SE Village Loop/SE 20th St
CITY/STATE: Vancouver, WA

QC JOB #: 15932028
DATE: Wed, Oct 26 2022



| 5-Min Count Period Beginning At | SE 164th Ave (Northbound) | | | | SE 164th Ave (Southbound) | | | | SE Village Loop/SE 20th St (Eastbound) | | | | SE Village Loop/SE 20th St (Westbound) | | | | Total | Hourly Totals |
|---------------------------------|---------------------------|------|-------|---|---------------------------|------|-------|---|--|------|-------|---|--|------|-------|---|-------|---------------|
| | Left | Thru | Right | U | Left | Thru | Right | U | Left | Thru | Right | U | Left | Thru | Right | U | | |
| 3:00 PM | 0 | 86 | 7 | 0 | 23 | 78 | 7 | 0 | 10 | 5 | 3 | 0 | 7 | 4 | 15 | 0 | 245 | |
| 3:05 PM | 2 | 65 | 4 | 0 | 14 | 51 | 2 | 0 | 9 | 12 | 3 | 0 | 10 | 9 | 16 | 0 | 197 | |
| 3:10 PM | 1 | 84 | 9 | 0 | 18 | 99 | 10 | 0 | 10 | 4 | 2 | 0 | 7 | 9 | 16 | 0 | 269 | |
| 3:15 PM | 1 | 68 | 10 | 1 | 18 | 62 | 3 | 0 | 10 | 9 | 2 | 0 | 9 | 5 | 15 | 0 | 213 | |
| 3:20 PM | 1 | 108 | 8 | 0 | 22 | 97 | 3 | 0 | 6 | 4 | 1 | 0 | 11 | 11 | 14 | 0 | 286 | |
| 3:25 PM | 0 | 65 | 6 | 0 | 24 | 67 | 7 | 0 | 12 | 12 | 4 | 0 | 11 | 10 | 16 | 0 | 234 | |
| 3:30 PM | 0 | 97 | 5 | 0 | 19 | 74 | 1 | 0 | 5 | 2 | 1 | 0 | 4 | 10 | 14 | 0 | 232 | |
| 3:35 PM | 1 | 65 | 7 | 0 | 20 | 122 | 5 | 0 | 3 | 5 | 4 | 0 | 6 | 10 | 13 | 0 | 261 | |
| 3:40 PM | 7 | 90 | 14 | 0 | 17 | 61 | 3 | 0 | 7 | 9 | 2 | 0 | 6 | 11 | 25 | 0 | 252 | |
| 3:45 PM | 4 | 93 | 5 | 0 | 17 | 89 | 9 | 0 | 4 | 5 | 0 | 0 | 5 | 9 | 21 | 0 | 261 | |
| 3:50 PM | 0 | 78 | 10 | 0 | 14 | 82 | 6 | 0 | 9 | 11 | 2 | 0 | 12 | 13 | 13 | 0 | 250 | |
| 3:55 PM | 2 | 100 | 5 | 0 | 19 | 83 | 1 | 0 | 5 | 8 | 2 | 0 | 10 | 9 | 14 | 0 | 258 | 2958 |
| 4:00 PM | 3 | 63 | 9 | 0 | 17 | 67 | 4 | 0 | 8 | 12 | 3 | 0 | 19 | 12 | 16 | 0 | 233 | 2946 |
| 4:05 PM | 3 | 77 | 9 | 0 | 15 | 84 | 6 | 0 | 6 | 9 | 3 | 0 | 4 | 5 | 14 | 0 | 235 | 2984 |
| 4:10 PM | 0 | 66 | 11 | 0 | 20 | 80 | 6 | 0 | 9 | 11 | 4 | 0 | 10 | 12 | 13 | 0 | 242 | 2957 |
| 4:15 PM | 2 | 103 | 6 | 0 | 17 | 103 | 2 | 0 | 9 | 10 | 1 | 0 | 8 | 8 | 18 | 0 | 287 | 3031 |
| 4:20 PM | 1 | 79 | 10 | 0 | 23 | 75 | 4 | 0 | 7 | 10 | 0 | 0 | 12 | 8 | 20 | 0 | 249 | 2994 |
| 4:25 PM | 1 | 96 | 9 | 1 | 26 | 89 | 8 | 0 | 6 | 2 | 1 | 0 | 6 | 5 | 27 | 0 | 277 | 3037 |
| 4:30 PM | 2 | 82 | 6 | 0 | 21 | 75 | 8 | 1 | 10 | 9 | 2 | 0 | 20 | 11 | 14 | 0 | 261 | 3066 |
| 4:35 PM | 0 | 85 | 12 | 0 | 18 | 104 | 3 | 0 | 6 | 6 | 2 | 0 | 3 | 4 | 19 | 0 | 262 | 3067 |
| 4:40 PM | 2 | 73 | 11 | 3 | 18 | 62 | 5 | 0 | 4 | 18 | 2 | 0 | 8 | 9 | 20 | 0 | 235 | 3050 |
| 4:45 PM | 3 | 90 | 8 | 0 | 22 | 94 | 3 | 0 | 4 | 9 | 3 | 0 | 9 | 7 | 14 | 0 | 266 | 3055 |
| 4:50 PM | 2 | 63 | 10 | 0 | 22 | 78 | 5 | 0 | 7 | 11 | 3 | 0 | 12 | 16 | 12 | 0 | 241 | 3046 |
| 4:55 PM | 3 | 99 | 11 | 0 | 18 | 109 | 12 | 0 | 9 | 5 | 1 | 0 | 6 | 9 | 18 | 0 | 300 | 3088 |
| 5:00 PM | 4 | 68 | 9 | 0 | 23 | 69 | 5 | 0 | 10 | 10 | 1 | 0 | 14 | 13 | 15 | 0 | 241 | 3096 |
| 5:05 PM | 4 | 99 | 11 | 0 | 24 | 105 | 7 | 0 | 8 | 6 | 1 | 0 | 5 | 4 | 10 | 0 | 284 | 3145 |
| 5:10 PM | 1 | 71 | 4 | 0 | 24 | 78 | 8 | 0 | 12 | 16 | 1 | 0 | 15 | 13 | 15 | 0 | 258 | 3161 |
| 5:15 PM | 2 | 112 | 8 | 0 | 27 | 112 | 8 | 0 | 6 | 8 | 2 | 0 | 9 | 4 | 18 | 0 | 316 | 3190 |
| 5:20 PM | 3 | 73 | 16 | 0 | 17 | 89 | 2 | 0 | 9 | 11 | 0 | 0 | 6 | 9 | 22 | 0 | 257 | 3198 |
| 5:25 PM | 1 | 115 | 9 | 1 | 29 | 110 | 9 | 0 | 7 | 13 | 4 | 0 | 7 | 7 | 18 | 0 | 330 | 3251 |
| 5:30 PM | 5 | 106 | 7 | 0 | 15 | 72 | 5 | 0 | 9 | 12 | 1 | 0 | 8 | 9 | 11 | 0 | 260 | 3250 |
| 5:35 PM | 1 | 103 | 6 | 1 | 21 | 90 | 8 | 0 | 6 | 12 | 0 | 0 | 9 | 6 | 24 | 0 | 287 | 3275 |
| 5:40 PM | 1 | 68 | 7 | 0 | 24 | 77 | 1 | 0 | 5 | 9 | 3 | 0 | 6 | 11 | 16 | 0 | 228 | 3268 |
| 5:45 PM | 2 | 109 | 7 | 1 | 28 | 89 | 7 | 0 | 6 | 4 | 3 | 0 | 5 | 7 | 20 | 0 | 288 | 3290 |
| 5:50 PM | 1 | 84 | 12 | 0 | 27 | 54 | 2 | 0 | 8 | 14 | 2 | 0 | 13 | 8 | 15 | 0 | 240 | 3289 |
| 5:55 PM | 1 | 100 | 6 | 1 | 26 | 69 | 3 | 0 | 7 | 10 | 2 | 0 | 9 | 6 | 28 | 0 | 268 | 3257 |

| Peak 15-Min Flowrates | Northbound | | | | Southbound | | | | Eastbound | | | | Westbound | | | | Total |
|-----------------------|------------|------|-------|---|------------|------|-------|---|-----------|------|-------|---|-----------|------|-------|---|-------|
| | Left | Thru | Right | U | Left | Thru | Right | U | Left | Thru | Right | U | Left | Thru | Right | U | |
| All Vehicles | 24 | 1200 | 132 | 4 | 292 | 1244 | 76 | 0 | 88 | 128 | 24 | 0 | 88 | 80 | 232 | 0 | 3612 |
| Heavy Trucks | 0 | 28 | 0 | | 0 | 8 | 0 | | 0 | 0 | 0 | | 0 | 0 | 0 | | 36 |
| Buses | | | | | | | | | | | | | | | | | |
| Pedestrians | | 0 | | | | 0 | | | | 4 | | | | 8 | | | 12 |
| Bicycles | 0 | 0 | 0 | | 0 | 4 | 0 | | 0 | 0 | 0 | | 0 | 0 | 0 | | 4 |
| Scooters | | | | | | | | | | | | | | | | | |

Comments:

Report generated on 11/18/2022 12:01 PM

SOURCE: Quality Counts, LLC (<http://www.qualitycounts.net>) 1-877-580-2212

Draft

24-Hour Counts

Draft

Type of report: Tube Count - Vehicle Classification Data

LOCATION: WB SE McGillivray Blvd east of SE Chkalov Dr

QC JOB #: 15932029

SPECIFIC LOCATION:

DIRECTION: WB

CITY/STATE: Vancouver, WA

DATE: Oct 26 2022

| Start Time | FHWA | | Total |
|--------------------|----------------|---------------|----------------|
| | Classes 1-3 | Classes 4-13 | |
| 12:00 AM | 19 | 0 | 19 |
| 01:00 AM | 12 | 0 | 12 |
| 02:00 AM | 8 | 0 | 8 |
| 03:00 AM | 20 | 1 | 21 |
| 04:00 AM | 52 | 1 | 53 |
| 05:00 AM | 158 | 2 | 160 |
| 06:00 AM | 298 | 2 | 300 |
| 07:00 AM | 517 | 19 | 536 |
| 08:00 AM | 498 | 18 | 516 |
| 09:00 AM | 312 | 10 | 322 |
| 10:00 AM | 302 | 14 | 316 |
| 11:00 AM | 299 | 12 | 311 |
| 12:00 PM | 304 | 4 | 308 |
| 01:00 PM | 343 | 19 | 362 |
| 02:00 PM | 370 | 24 | 394 |
| 03:00 PM | 410 | 21 | 431 |
| 04:00 PM | 461 | 12 | 473 |
| 05:00 PM | 578 | 6 | 584 |
| 06:00 PM | 355 | 3 | 358 |
| 07:00 PM | 225 | 6 | 231 |
| 08:00 PM | 172 | 0 | 172 |
| 09:00 PM | 101 | 0 | 101 |
| 10:00 PM | 89 | 1 | 90 |
| 11:00 PM | 38 | 0 | 38 |
| Day Total | 5941 | 175 | 6116 |
| Percent | 97.1% | 2.9% | |
| ADT 6116 | | | |
| AM Peak Volume | 7:00 AM 517 | 7:00 AM 19 | 7:00 AM 536 |
| PM Peak Volume | 5:00 PM 578 | 2:00 PM 24 | 5:00 PM 584 |

Comments:

LOCATION: WB SE McGillivray Blvd east of SE Chkalov Dr
SPECIFIC LOCATION:
CITY/STATE: Vancouver, WA

QC JOB #: 15932029
DIRECTION: WB
DATE: Oct 26 2022

| Start Time | FHWA Classes 1-3 | FHWA Classes 4- 13 | Total |
|--------------------|---------------------|--------------------------|-------|
| Grand Total | 5941 | 175 | 6116 |
| Percent | 97.1% | 2.9% | |
| ADT 6116 | | | |

Comments:



Type of report: Tube Count - Volume Data

| LOCATION: WB SE McGillivray Blvd east of SE Chkalov Dr SPECIFIC LOCATION: CITY/STATE: Vancouver, WA | | | | | | | QC JOB #: 15932029 DIRECTION: WB DATE: Oct 26 2022 - Oct 26 2022 | | | |
|--|-----|-----|------------------|-----|-----|-----------------------------------|---|-----|--------------------------------|----------------------|
| Start Time | Mon | Tue | Wed 26 Oct 22 | Thu | Fri | Average Weekday Hourly Traffic | Sat | Sun | Average Week Hourly Traffic | Average Week Profile |
| 12:00 AM | | | 19 | | | 19 | | | 19 | |
| 01:00 AM | | | 12 | | | 12 | | | 12 | |
| 02:00 AM | | | 8 | | | 8 | | | 8 | |
| 03:00 AM | | | 21 | | | 21 | | | 21 | |
| 04:00 AM | | | 53 | | | 53 | | | 53 | |
| 05:00 AM | | | 160 | | | 160 | | | 160 | |
| 06:00 AM | | | 300 | | | 300 | | | 300 | |
| 07:00 AM | | | 536 | | | 536 | | | 536 | |
| 08:00 AM | | | 516 | | | 516 | | | 516 | |
| 09:00 AM | | | 322 | | | 322 | | | 322 | |
| 10:00 AM | | | 316 | | | 316 | | | 316 | |
| 11:00 AM | | | 311 | | | 311 | | | 311 | |
| 12:00 PM | | | 308 | | | 308 | | | 308 | |
| 01:00 PM | | | 362 | | | 362 | | | 362 | |
| 02:00 PM | | | 394 | | | 394 | | | 394 | |
| 03:00 PM | | | 431 | | | 431 | | | 431 | |
| 04:00 PM | | | 473 | | | 473 | | | 473 | |
| 05:00 PM | | | 584 | | | 584 | | | 584 | |
| 06:00 PM | | | 358 | | | 358 | | | 358 | |
| 07:00 PM | | | 231 | | | 231 | | | 231 | |
| 08:00 PM | | | 172 | | | 172 | | | 172 | |
| 09:00 PM | | | 101 | | | 101 | | | 101 | |
| 10:00 PM | | | 90 | | | 90 | | | 90 | |
| 11:00 PM | | | 38 | | | 38 | | | 38 | |
| Day Total | | | 6116 | | | 6116 | | | 6116 | |
| % Weekday Average | | | 100% | | | | | | | |
| % Week Average | | | 100% | | | 100% | | | | |
| AM Peak Volume | | | 7:00 AM 536 | | | 7:00 AM 536 | | | 7:00 AM 536 | |
| PM Peak Volume | | | 5:00 PM 584 | | | 5:00 PM 584 | | | 5:00 PM 584 | |

Comments:

Type of report: Tube Count - Vehicle Classification Data

LOCATION: SB SE 119th Ave north of SE McGillivray Blvd
SPECIFIC LOCATION:
CITY/STATE: Vancouver, WA

QC JOB #: 15932030
DIRECTION: SB
DATE: Oct 26 2022

| Start Time | FHWA | | Total |
|-------------------|----------------|--------------|---------------|
| | Classes 1-3 | Classes 4-13 | |
| 12:00 AM | 0 | 0 | 0 |
| 01:00 AM | 2 | 0 | 2 |
| 02:00 AM | 0 | 0 | 0 |
| 03:00 AM | 1 | 0 | 1 |
| 04:00 AM | 1 | 0 | 1 |
| 05:00 AM | 6 | 0 | 6 |
| 06:00 AM | 8 | 0 | 8 |
| 07:00 AM | 12 | 3 | 15 |
| 08:00 AM | 13 | 5 | 18 |
| 09:00 AM | 10 | 0 | 10 |
| 10:00 AM | 14 | 3 | 17 |
| 11:00 AM | 15 | 1 | 16 |
| 12:00 PM | 17 | 0 | 17 |
| 01:00 PM | 23 | 0 | 23 |
| 02:00 PM | 12 | 2 | 14 |
| 03:00 PM | 17 | 1 | 18 |
| 04:00 PM | 12 | 0 | 12 |
| 05:00 PM | 17 | 0 | 17 |
| 06:00 PM | 10 | 0 | 10 |
| 07:00 PM | 10 | 0 | 10 |
| 08:00 PM | 7 | 0 | 7 |
| 09:00 PM | 2 | 0 | 2 |
| 10:00 PM | 5 | 0 | 5 |
| 11:00 PM | 5 | 0 | 5 |
| Day Total | 219 | 15 | 234 |
| Percent | 93.6% | 6.4% | |
| ADT 234 | | | |
| AM Peak Volume | 11:00 AM 15 | 8:00 AM 5 | 8:00 AM 18 |
| PM Peak Volume | 1:00 PM 23 | 2:00 PM 2 | 1:00 PM 23 |

Comments:

LOCATION: SB SE 119th Ave north of SE McGillivray Blvd **QC JOB #:** 15932030
SPECIFIC LOCATION: **DIRECTION:** SB
CITY/STATE: Vancouver, WA **DATE:** Oct 26 2022

| Start Time | FHWA Classes 1-3 | FHWA Classes 4- 13 | Total |
|--------------------|---------------------|--------------------------|-------|
| Grand Total | 219 | 15 | 234 |
| Percent | 93.6% | 6.4% | |
| ADT 234 | | | |

Comments:



Type of report: Tube Count - Volume Data

| LOCATION: SB SE 119th Ave north of SE McGillivray Blvd | | | | | | | QC JOB #: 15932030 | | | |
|--|-----|-----|------------------|-----|-----|-----------------------------------|---------------------------------|-----|--------------------------------|----------------------|
| SPECIFIC LOCATION: | | | | | | | DIRECTION: SB | | | |
| CITY/STATE: Vancouver, WA | | | | | | | DATE: Oct 26 2022 - Oct 26 2022 | | | |
| Start Time | Mon | Tue | Wed 26 Oct 22 | Thu | Fri | Average Weekday Hourly Traffic | Sat | Sun | Average Week Hourly Traffic | Average Week Profile |
| 12:00 AM | | | 0 | | | 0 | | | 0 | |
| 01:00 AM | | | 2 | | | 2 | | | 2 | |
| 02:00 AM | | | 0 | | | 0 | | | 0 | |
| 03:00 AM | | | 1 | | | 1 | | | 1 | |
| 04:00 AM | | | 1 | | | 1 | | | 1 | |
| 05:00 AM | | | 6 | | | 6 | | | 6 | |
| 06:00 AM | | | 8 | | | 8 | | | 8 | |
| 07:00 AM | | | 15 | | | 15 | | | 15 | |
| 08:00 AM | | | 18 | | | 18 | | | 18 | |
| 09:00 AM | | | 10 | | | 10 | | | 10 | |
| 10:00 AM | | | 17 | | | 17 | | | 17 | |
| 11:00 AM | | | 16 | | | 16 | | | 16 | |
| 12:00 PM | | | 17 | | | 17 | | | 17 | |
| 01:00 PM | | | 23 | | | 23 | | | 23 | |
| 02:00 PM | | | 14 | | | 14 | | | 14 | |
| 03:00 PM | | | 18 | | | 18 | | | 18 | |
| 04:00 PM | | | 12 | | | 12 | | | 12 | |
| 05:00 PM | | | 17 | | | 17 | | | 17 | |
| 06:00 PM | | | 10 | | | 10 | | | 10 | |
| 07:00 PM | | | 10 | | | 10 | | | 10 | |
| 08:00 PM | | | 7 | | | 7 | | | 7 | |
| 09:00 PM | | | 2 | | | 2 | | | 2 | |
| 10:00 PM | | | 5 | | | 5 | | | 5 | |
| 11:00 PM | | | 5 | | | 5 | | | 5 | |
| Day Total | | | 234 | | | 234 | | | 234 | |
| % Weekday Average | | | 100% | | | | | | | |
| % Week Average | | | 100% | | | 100% | | | | |
| AM Peak Volume | | | 8:00 AM 18 | | | 8:00 AM 18 | | | 8:00 AM 18 | |
| PM Peak Volume | | | 1:00 PM 23 | | | 1:00 PM 23 | | | 1:00 PM 23 | |

Comments:

Report generated on 11/17/2022 3:13 PM

SOURCE: Quality Counts, LLC (<http://www.qualitycounts.net>)

Type of report: Tube Count - Vehicle Classification Data

LOCATION: WB SE McGillivray Blvd east of
SPECIFIC LOCATION:
CITY/STATE: Vancouver, WA

QC JOB #: 15932031
DIRECTION: WB
DATE: Oct 26 2022

| Start Time | FHWA Classes 1- 3 | FHWA Classes 4- 13 | Total |
|--------------------|-------------------------|--------------------------|----------------|
| 12:00 AM | 20 | 0 | 20 |
| 01:00 AM | 13 | 0 | 13 |
| 02:00 AM | 8 | 0 | 8 |
| 03:00 AM | 21 | 0 | 21 |
| 04:00 AM | 53 | 1 | 54 |
| 05:00 AM | 152 | 3 | 155 |
| 06:00 AM | 288 | 4 | 292 |
| 07:00 AM | 514 | 20 | 534 |
| 08:00 AM | 500 | 18 | 518 |
| 09:00 AM | 302 | 11 | 313 |
| 10:00 AM | 281 | 18 | 299 |
| 11:00 AM | 295 | 13 | 308 |
| 12:00 PM | 305 | 4 | 309 |
| 01:00 PM | 341 | 19 | 360 |
| 02:00 PM | 371 | 23 | 394 |
| 03:00 PM | 409 | 21 | 430 |
| 04:00 PM | 461 | 11 | 472 |
| 05:00 PM | 570 | 8 | 578 |
| 06:00 PM | 363 | 5 | 368 |
| 07:00 PM | 209 | 6 | 215 |
| 08:00 PM | 171 | 0 | 171 |
| 09:00 PM | 99 | 0 | 99 |
| 10:00 PM | 83 | 1 | 84 |
| 11:00 PM | 39 | 0 | 39 |
| Day Total | 5868 | 186 | 6054 |
| Percent | 96.9% | 3.1% | |
| ADT 6054 | | | |
| AM Peak Volume | 7:00 AM 514 | 7:00 AM 20 | 7:00 AM 534 |
| PM Peak Volume | 5:00 PM 570 | 2:00 PM 23 | 5:00 PM 578 |

Comments:

LOCATION: WB SE McGillivray Blvd east of
SPECIFIC LOCATION:
CITY/STATE: Vancouver, WA

QC JOB #: 15932031
DIRECTION: WB
DATE: Oct 26 2022

| Start Time | FHWA Classes 1-3 | FHWA Classes 4- 13 | Total |
|--------------------|---------------------|--------------------------|-------|
| Grand Total | 5868 | 186 | 6054 |
| Percent | 96.9% | 3.1% | |
| ADT 6054 | | | |

Comments:



Type of report: Tube Count - Volume Data

| LOCATION: WB SE McGillivray Blvd east of SPECIFIC LOCATION: CITY/STATE: Vancouver, WA | | | | | | | QC JOB #: 15932031 DIRECTION: WB DATE: Oct 26 2022 - Oct 26 2022 | | | |
|--|-----|-----|------------------|-----|-----|-----------------------------------|---|-----|--------------------------------|----------------------|
| Start Time | Mon | Tue | Wed 26 Oct 22 | Thu | Fri | Average Weekday Hourly Traffic | Sat | Sun | Average Week Hourly Traffic | Average Week Profile |
| 12:00 AM | | | 20 | | | 20 | | | 20 | |
| 01:00 AM | | | 13 | | | 13 | | | 13 | |
| 02:00 AM | | | 8 | | | 8 | | | 8 | |
| 03:00 AM | | | 21 | | | 21 | | | 21 | |
| 04:00 AM | | | 54 | | | 54 | | | 54 | |
| 05:00 AM | | | 155 | | | 155 | | | 155 | |
| 06:00 AM | | | 292 | | | 292 | | | 292 | |
| 07:00 AM | | | 534 | | | 534 | | | 534 | |
| 08:00 AM | | | 518 | | | 518 | | | 518 | |
| 09:00 AM | | | 313 | | | 313 | | | 313 | |
| 10:00 AM | | | 299 | | | 299 | | | 299 | |
| 11:00 AM | | | 308 | | | 308 | | | 308 | |
| 12:00 PM | | | 309 | | | 309 | | | 309 | |
| 01:00 PM | | | 360 | | | 360 | | | 360 | |
| 02:00 PM | | | 394 | | | 394 | | | 394 | |
| 03:00 PM | | | 430 | | | 430 | | | 430 | |
| 04:00 PM | | | 472 | | | 472 | | | 472 | |
| 05:00 PM | | | 578 | | | 578 | | | 578 | |
| 06:00 PM | | | 368 | | | 368 | | | 368 | |
| 07:00 PM | | | 215 | | | 215 | | | 215 | |
| 08:00 PM | | | 171 | | | 171 | | | 171 | |
| 09:00 PM | | | 99 | | | 99 | | | 99 | |
| 10:00 PM | | | 84 | | | 84 | | | 84 | |
| 11:00 PM | | | 39 | | | 39 | | | 39 | |
| Day Total | | | 6054 | | | 6054 | | | 6054 | |
| % Weekday Average | | | 100% | | | | | | | |
| % Week Average | | | 100% | | | 100% | | | | |
| AM Peak Volume | | | 7:00 AM 534 | | | 7:00 AM 534 | | | 7:00 AM 534 | |
| PM Peak Volume | | | 5:00 PM 578 | | | 5:00 PM 578 | | | 5:00 PM 578 | |

Comments:

Type of report: Tube Count - Vehicle Classification Data

LOCATION: EB SE McGillivray Blvd west of

QC JOB #: 15932032

SPECIFIC LOCATION:

DIRECTION: EB

CITY/STATE: Vancouver, WA

DATE: Oct 26 2022

| Start Time | FHWA | | Total |
|--------------------|----------------|---------------|----------------|
| | Classes 1-3 | Classes 4-13 | |
| 12:00 AM | 31 | 0 | 31 |
| 01:00 AM | 21 | 0 | 21 |
| 02:00 AM | 12 | 0 | 12 |
| 03:00 AM | 8 | 0 | 8 |
| 04:00 AM | 22 | 0 | 22 |
| 05:00 AM | 29 | 0 | 29 |
| 06:00 AM | 91 | 2 | 93 |
| 07:00 AM | 206 | 17 | 223 |
| 08:00 AM | 300 | 32 | 332 |
| 09:00 AM | 231 | 20 | 251 |
| 10:00 AM | 268 | 14 | 282 |
| 11:00 AM | 284 | 9 | 293 |
| 12:00 PM | 313 | 6 | 319 |
| 01:00 PM | 370 | 16 | 386 |
| 02:00 PM | 405 | 17 | 422 |
| 03:00 PM | 477 | 23 | 500 |
| 04:00 PM | 612 | 11 | 623 |
| 05:00 PM | 600 | 7 | 607 |
| 06:00 PM | 467 | 6 | 473 |
| 07:00 PM | 268 | 2 | 270 |
| 08:00 PM | 217 | 2 | 219 |
| 09:00 PM | 143 | 1 | 144 |
| 10:00 PM | 94 | 0 | 94 |
| 11:00 PM | 62 | 0 | 62 |
| Day Total | 5531 | 185 | 5716 |
| Percent | 96.8% | 3.2% | |
| ADT 5716 | | | |
| AM Peak Volume | 8:00 AM 300 | 8:00 AM 32 | 8:00 AM 332 |
| PM Peak Volume | 4:00 PM 612 | 3:00 PM 23 | 4:00 PM 623 |

Comments:

LOCATION: EB SE McGillivray Blvd west of
SPECIFIC LOCATION:
CITY/STATE: Vancouver, WA

QC JOB #: 15932032
DIRECTION: EB
DATE: Oct 26 2022

| Start Time | FHWA Classes 1-3 | FHWA Classes 4- 13 | Total |
|--------------------|---------------------|--------------------------|-------|
| Grand Total | 5531 | 185 | 5716 |
| Percent | 96.8% | 3.2% | |
| ADT 5716 | | | |

Comments:



Type of report: Tube Count - Volume Data

| LOCATION: EB SE McGillivray Blvd west of SPECIFIC LOCATION: CITY/STATE: Vancouver, WA | | | | | | | QC JOB #: 15932032 DIRECTION: EB DATE: Oct 26 2022 - Oct 26 2022 | | | |
|--|-----|-----|------------------|-----|-----|-----------------------------------|---|-----|--------------------------------|----------------------|
| Start Time | Mon | Tue | Wed 26 Oct 22 | Thu | Fri | Average Weekday Hourly Traffic | Sat | Sun | Average Week Hourly Traffic | Average Week Profile |
| 12:00 AM | | | 31 | | | 31 | | | 31 | |
| 01:00 AM | | | 21 | | | 21 | | | 21 | |
| 02:00 AM | | | 12 | | | 12 | | | 12 | |
| 03:00 AM | | | 8 | | | 8 | | | 8 | |
| 04:00 AM | | | 22 | | | 22 | | | 22 | |
| 05:00 AM | | | 29 | | | 29 | | | 29 | |
| 06:00 AM | | | 93 | | | 93 | | | 93 | |
| 07:00 AM | | | 223 | | | 223 | | | 223 | |
| 08:00 AM | | | 332 | | | 332 | | | 332 | |
| 09:00 AM | | | 251 | | | 251 | | | 251 | |
| 10:00 AM | | | 282 | | | 282 | | | 282 | |
| 11:00 AM | | | 293 | | | 293 | | | 293 | |
| 12:00 PM | | | 319 | | | 319 | | | 319 | |
| 01:00 PM | | | 386 | | | 386 | | | 386 | |
| 02:00 PM | | | 422 | | | 422 | | | 422 | |
| 03:00 PM | | | 500 | | | 500 | | | 500 | |
| 04:00 PM | | | 623 | | | 623 | | | 623 | |
| 05:00 PM | | | 607 | | | 607 | | | 607 | |
| 06:00 PM | | | 473 | | | 473 | | | 473 | |
| 07:00 PM | | | 270 | | | 270 | | | 270 | |
| 08:00 PM | | | 219 | | | 219 | | | 219 | |
| 09:00 PM | | | 144 | | | 144 | | | 144 | |
| 10:00 PM | | | 94 | | | 94 | | | 94 | |
| 11:00 PM | | | 62 | | | 62 | | | 62 | |
| Day Total | | | 5716 | | | 5716 | | | 5716 | |
| % Weekday Average | | | 100% | | | | | | | |
| % Week Average | | | 100% | | | 100% | | | | |
| AM Peak Volume | | | 8:00 AM 332 | | | 8:00 AM 332 | | | 8:00 AM 332 | |
| PM Peak Volume | | | 4:00 PM 623 | | | 4:00 PM 623 | | | 4:00 PM 623 | |

Comments:

Type of report: Tube Count - Vehicle Classification Data

LOCATION: WB SE McGillivray Blvd east of SE 121st Ave
SPECIFIC LOCATION:
CITY/STATE: Vancouver, WA

QC JOB #: 15932033
DIRECTION: WB
DATE: Oct 26 2022

| Start Time | FHWA | | Total |
|--------------------|----------------|---------------|----------------|
| | Classes 1-3 | Classes 4-13 | |
| 12:00 AM | 19 | 0 | 19 |
| 01:00 AM | 12 | 0 | 12 |
| 02:00 AM | 8 | 0 | 8 |
| 03:00 AM | 20 | 0 | 20 |
| 04:00 AM | 50 | 1 | 51 |
| 05:00 AM | 135 | 2 | 137 |
| 06:00 AM | 265 | 6 | 271 |
| 07:00 AM | 480 | 18 | 498 |
| 08:00 AM | 484 | 16 | 500 |
| 09:00 AM | 290 | 8 | 298 |
| 10:00 AM | 276 | 14 | 290 |
| 11:00 AM | 265 | 13 | 278 |
| 12:00 PM | 289 | 4 | 293 |
| 01:00 PM | 317 | 15 | 332 |
| 02:00 PM | 351 | 24 | 375 |
| 03:00 PM | 388 | 21 | 409 |
| 04:00 PM | 436 | 9 | 445 |
| 05:00 PM | 566 | 6 | 572 |
| 06:00 PM | 330 | 5 | 335 |
| 07:00 PM | 193 | 6 | 199 |
| 08:00 PM | 169 | 0 | 169 |
| 09:00 PM | 91 | 0 | 91 |
| 10:00 PM | 81 | 1 | 82 |
| 11:00 PM | 34 | 0 | 34 |
| Day Total | 5549 | 169 | 5718 |
| Percent | 97% | 3% | |
| ADT 5718 | | | |
| AM Peak Volume | 8:00 AM 484 | 7:00 AM 18 | 8:00 AM 500 |
| PM Peak Volume | 5:00 PM 566 | 2:00 PM 24 | 5:00 PM 572 |

Comments:

LOCATION: WB SE McGillivray Blvd east of SE 121st Ave
SPECIFIC LOCATION:
CITY/STATE: Vancouver, WA

QC JOB #: 15932033
DIRECTION: WB
DATE: Oct 26 2022

| Start Time | FHWA Classes 1-3 | FHWA Classes 4- 13 | Total |
|--------------------|---------------------|--------------------------|-------|
| Grand Total | 5549 | 169 | 5718 |
| Percent | 97% | 3% | |
| ADT 5718 | | | |

Comments:



Type of report: Tube Count - Volume Data

| LOCATION: WB SE McGillivray Blvd east of SE 121st Ave | | | | | | | QC JOB #: 15932033 | | | |
|---|-----|-----|------------------|-----|-----|-----------------------------------|---------------------------------|-----|--------------------------------|----------------------|
| SPECIFIC LOCATION: | | | | | | | DIRECTION: WB | | | |
| CITY/STATE: Vancouver, WA | | | | | | | DATE: Oct 26 2022 - Oct 26 2022 | | | |
| Start Time | Mon | Tue | Wed 26 Oct 22 | Thu | Fri | Average Weekday Hourly Traffic | Sat | Sun | Average Week Hourly Traffic | Average Week Profile |
| 12:00 AM | | | 19 | | | 19 | | | 19 | |
| 01:00 AM | | | 12 | | | 12 | | | 12 | |
| 02:00 AM | | | 8 | | | 8 | | | 8 | |
| 03:00 AM | | | 20 | | | 20 | | | 20 | |
| 04:00 AM | | | 51 | | | 51 | | | 51 | |
| 05:00 AM | | | 137 | | | 137 | | | 137 | |
| 06:00 AM | | | 271 | | | 271 | | | 271 | |
| 07:00 AM | | | 498 | | | 498 | | | 498 | |
| 08:00 AM | | | 500 | | | 500 | | | 500 | |
| 09:00 AM | | | 298 | | | 298 | | | 298 | |
| 10:00 AM | | | 290 | | | 290 | | | 290 | |
| 11:00 AM | | | 278 | | | 278 | | | 278 | |
| 12:00 PM | | | 293 | | | 293 | | | 293 | |
| 01:00 PM | | | 332 | | | 332 | | | 332 | |
| 02:00 PM | | | 375 | | | 375 | | | 375 | |
| 03:00 PM | | | 409 | | | 409 | | | 409 | |
| 04:00 PM | | | 445 | | | 445 | | | 445 | |
| 05:00 PM | | | 572 | | | 572 | | | 572 | |
| 06:00 PM | | | 335 | | | 335 | | | 335 | |
| 07:00 PM | | | 199 | | | 199 | | | 199 | |
| 08:00 PM | | | 169 | | | 169 | | | 169 | |
| 09:00 PM | | | 91 | | | 91 | | | 91 | |
| 10:00 PM | | | 82 | | | 82 | | | 82 | |
| 11:00 PM | | | 34 | | | 34 | | | 34 | |
| Day Total | | | 5718 | | | 5718 | | | 5718 | |
| % Weekday Average | | | 100% | | | | | | | |
| % Week Average | | | 100% | | | 100% | | | | |
| AM Peak Volume | | | 8:00 AM 500 | | | 8:00 AM 500 | | | 8:00 AM 500 | |
| PM Peak Volume | | | 5:00 PM 572 | | | 5:00 PM 572 | | | 5:00 PM 572 | |

Comments:

Type of report: Tube Count - Vehicle Classification Data

LOCATION: NB SE 121st Ave south of SE McGillivray Blvd
SPECIFIC LOCATION:
CITY/STATE: Vancouver, WA

QC JOB #: 15932034
DIRECTION: NB
DATE: Oct 26 2022

| Start Time | FHWA | | Total |
|--------------------------|---------------|--------------|---------------|
| | Classes 1-3 | Classes 4-13 | |
| 12:00 AM | 0 | 0 | 0 |
| 01:00 AM | 0 | 0 | 0 |
| 02:00 AM | 0 | 0 | 0 |
| 03:00 AM | 1 | 0 | 1 |
| 04:00 AM | 5 | 0 | 5 |
| 05:00 AM | 15 | 0 | 15 |
| 06:00 AM | 25 | 0 | 25 |
| 07:00 AM | 37 | 2 | 39 |
| 08:00 AM | 33 | 1 | 34 |
| 09:00 AM | 34 | 0 | 34 |
| 10:00 AM | 30 | 1 | 31 |
| 11:00 AM | 33 | 1 | 34 |
| 12:00 PM | 28 | 1 | 29 |
| 01:00 PM | 40 | 2 | 42 |
| 02:00 PM | 25 | 2 | 27 |
| 03:00 PM | 35 | 0 | 35 |
| 04:00 PM | 36 | 0 | 36 |
| 05:00 PM | 26 | 0 | 26 |
| 06:00 PM | 37 | 1 | 38 |
| 07:00 PM | 24 | 0 | 24 |
| 08:00 PM | 12 | 0 | 12 |
| 09:00 PM | 14 | 0 | 14 |
| 10:00 PM | 10 | 0 | 10 |
| 11:00 PM | 4 | 0 | 4 |
| Day Total | 504 | 11 | 515 |
| Percent | 97.9% | 2.1% | |
| ADT 515 | | | |
| AM Peak Volume | 7:00 AM 37 | 7:00 AM 2 | 7:00 AM 39 |
| PM Peak Volume | 1:00 PM 40 | 1:00 PM 2 | 1:00 PM 42 |

Comments:

LOCATION: NB SE 121st Ave south of SE McGillivray Blvd **QC JOB #:** 15932034
SPECIFIC LOCATION: **DIRECTION:** NB
CITY/STATE: Vancouver, WA **DATE:** Oct 26 2022

| Start Time | FHWA Classes 1-3 | FHWA Classes 4- 13 | Total |
|--------------------|---|--------------------------|-------|
| Grand Total | 504 | 11 | 515 |
| Percent | 97.9% | 2.1% | |
| ADT 515 |  | | |

Comments:



Type of report: Tube Count - Volume Data

| LOCATION: NB SE 121st Ave south of SE McGillivray Blvd SPECIFIC LOCATION: CITY/STATE: Vancouver, WA | | | | | | | QC JOB #: 15932034 DIRECTION: NB DATE: Oct 26 2022 - Oct 26 2022 | | | |
|--|-----|-----|------------------|-----|-----|-----------------------------------|---|-----|--------------------------------|----------------------|
| Start Time | Mon | Tue | Wed 26 Oct 22 | Thu | Fri | Average Weekday Hourly Traffic | Sat | Sun | Average Week Hourly Traffic | Average Week Profile |
| 12:00 AM | | | 0 | | | 0 | | | 0 | |
| 01:00 AM | | | 0 | | | 0 | | | 0 | |
| 02:00 AM | | | 0 | | | 0 | | | 0 | |
| 03:00 AM | | | 1 | | | 1 | | | 1 | |
| 04:00 AM | | | 5 | | | 5 | | | 5 | |
| 05:00 AM | | | 15 | | | 15 | | | 15 | |
| 06:00 AM | | | 25 | | | 25 | | | 25 | |
| 07:00 AM | | | 39 | | | 39 | | | 39 | |
| 08:00 AM | | | 34 | | | 34 | | | 34 | |
| 09:00 AM | | | 34 | | | 34 | | | 34 | |
| 10:00 AM | | | 31 | | | 31 | | | 31 | |
| 11:00 AM | | | 34 | | | 34 | | | 34 | |
| 12:00 PM | | | 29 | | | 29 | | | 29 | |
| 01:00 PM | | | 42 | | | 42 | | | 42 | |
| 02:00 PM | | | 27 | | | 27 | | | 27 | |
| 03:00 PM | | | 35 | | | 35 | | | 35 | |
| 04:00 PM | | | 36 | | | 36 | | | 36 | |
| 05:00 PM | | | 26 | | | 26 | | | 26 | |
| 06:00 PM | | | 38 | | | 38 | | | 38 | |
| 07:00 PM | | | 24 | | | 24 | | | 24 | |
| 08:00 PM | | | 12 | | | 12 | | | 12 | |
| 09:00 PM | | | 14 | | | 14 | | | 14 | |
| 10:00 PM | | | 10 | | | 10 | | | 10 | |
| 11:00 PM | | | 4 | | | 4 | | | 4 | |
| Day Total | | | 515 | | | 515 | | | 515 | |
| % Weekday Average | | | 100% | | | | | | | |
| % Week Average | | | 100% | | | 100% | | | | |
| AM Peak Volume | | | 7:00 AM 39 | | | 7:00 AM 39 | | | 7:00 AM 39 | |
| PM Peak Volume | | | 1:00 PM 42 | | | 1:00 PM 42 | | | 1:00 PM 42 | |

Comments:

Type of report: Tube Count - Vehicle Classification Data

LOCATION: EB SE McGillivray Blvd west of SE 121st Ave

QC JOB #: 15932035

SPECIFIC LOCATION:

DIRECTION: EB

CITY/STATE: Vancouver, WA

DATE: Oct 26 2022

| Start Time | FHWA | | Total |
|--------------------|----------------|---------------|----------------|
| | Classes 1-3 | Classes 4-13 | |
| 12:00 AM | 32 | 0 | 32 |
| 01:00 AM | 18 | 1 | 19 |
| 02:00 AM | 12 | 0 | 12 |
| 03:00 AM | 7 | 0 | 7 |
| 04:00 AM | 23 | 0 | 23 |
| 05:00 AM | 32 | 0 | 32 |
| 06:00 AM | 89 | 2 | 91 |
| 07:00 AM | 196 | 18 | 214 |
| 08:00 AM | 300 | 33 | 333 |
| 09:00 AM | 233 | 19 | 252 |
| 10:00 AM | 258 | 13 | 271 |
| 11:00 AM | 277 | 8 | 285 |
| 12:00 PM | 307 | 5 | 312 |
| 01:00 PM | 365 | 16 | 381 |
| 02:00 PM | 388 | 15 | 403 |
| 03:00 PM | 461 | 22 | 483 |
| 04:00 PM | 591 | 10 | 601 |
| 05:00 PM | 585 | 5 | 590 |
| 06:00 PM | 465 | 4 | 469 |
| 07:00 PM | 256 | 1 | 257 |
| 08:00 PM | 216 | 2 | 218 |
| 09:00 PM | 138 | 1 | 139 |
| 10:00 PM | 94 | 1 | 95 |
| 11:00 PM | 62 | 0 | 62 |
| Day Total | 5405 | 176 | 5581 |
| Percent | 96.8% | 3.2% | |
| ADT 5581 | | | |
| AM Peak Volume | 8:00 AM 300 | 8:00 AM 33 | 8:00 AM 333 |
| PM Peak Volume | 4:00 PM 591 | 3:00 PM 22 | 4:00 PM 601 |

Comments:

LOCATION: EB SE McGillivray Blvd west of SE 121st Ave **QC JOB #:** 15932035
SPECIFIC LOCATION: **DIRECTION:** EB
CITY/STATE: Vancouver, WA **DATE:** Oct 26 2022

| Start Time | FHWA Classes 1-3 | FHWA Classes 4- 13 | Total |
|--------------------|---------------------|--------------------------|-------|
| Grand Total | 5405 | 176 | 5581 |
| Percent | 96.8% | 3.2% | |
| ADT 5581 | | | |

Comments:



Type of report: Tube Count - Volume Data

| LOCATION: EB SE McGillivray Blvd west of SE 121st Ave | | | | | | | QC JOB #: 15932035 | | | |
|---|-----|-----|------------------|-----|-----|-----------------------------------|---------------------------------|-----|--------------------------------|----------------------|
| SPECIFIC LOCATION: | | | | | | | DIRECTION: EB | | | |
| CITY/STATE: Vancouver, WA | | | | | | | DATE: Oct 26 2022 - Oct 26 2022 | | | |
| Start Time | Mon | Tue | Wed 26 Oct 22 | Thu | Fri | Average Weekday Hourly Traffic | Sat | Sun | Average Week Hourly Traffic | Average Week Profile |
| 12:00 AM | | | 32 | | | 32 | | | 32 | |
| 01:00 AM | | | 19 | | | 19 | | | 19 | |
| 02:00 AM | | | 12 | | | 12 | | | 12 | |
| 03:00 AM | | | 7 | | | 7 | | | 7 | |
| 04:00 AM | | | 23 | | | 23 | | | 23 | |
| 05:00 AM | | | 32 | | | 32 | | | 32 | |
| 06:00 AM | | | 91 | | | 91 | | | 91 | |
| 07:00 AM | | | 214 | | | 214 | | | 214 | |
| 08:00 AM | | | 333 | | | 333 | | | 333 | |
| 09:00 AM | | | 252 | | | 252 | | | 252 | |
| 10:00 AM | | | 271 | | | 271 | | | 271 | |
| 11:00 AM | | | 285 | | | 285 | | | 285 | |
| 12:00 PM | | | 312 | | | 312 | | | 312 | |
| 01:00 PM | | | 381 | | | 381 | | | 381 | |
| 02:00 PM | | | 403 | | | 403 | | | 403 | |
| 03:00 PM | | | 483 | | | 483 | | | 483 | |
| 04:00 PM | | | 601 | | | 601 | | | 601 | |
| 05:00 PM | | | 590 | | | 590 | | | 590 | |
| 06:00 PM | | | 469 | | | 469 | | | 469 | |
| 07:00 PM | | | 257 | | | 257 | | | 257 | |
| 08:00 PM | | | 218 | | | 218 | | | 218 | |
| 09:00 PM | | | 139 | | | 139 | | | 139 | |
| 10:00 PM | | | 95 | | | 95 | | | 95 | |
| 11:00 PM | | | 62 | | | 62 | | | 62 | |
| Day Total | | | 5581 | | | 5581 | | | 5581 | |
| % Weekday Average | | | 100% | | | | | | | |
| % Week Average | | | 100% | | | 100% | | | | |
| AM Peak Volume | | | 8:00 AM 333 | | | 8:00 AM 333 | | | 8:00 AM 333 | |
| PM Peak Volume | | | 4:00 PM 601 | | | 4:00 PM 601 | | | 4:00 PM 601 | |

Comments:

Type of report: Tube Count - Vehicle Classification Data

LOCATION: SB SE 125th Ave north of SE McGillivray Blvd

QC JOB #: 15932036

SPECIFIC LOCATION:

DIRECTION: SB

CITY/STATE: Vancouver, WA

DATE: Oct 26 2022

| Start Time | FHWA | | Total |
|-------------------|---------------|---------------|---------------|
| | Classes 1-3 | Classes 4-13 | |
| 12:00 AM | 0 | 0 | 0 |
| 01:00 AM | 2 | 0 | 2 |
| 02:00 AM | 0 | 0 | 0 |
| 03:00 AM | 0 | 0 | 0 |
| 04:00 AM | 1 | 0 | 1 |
| 05:00 AM | 1 | 0 | 1 |
| 06:00 AM | 5 | 0 | 5 |
| 07:00 AM | 20 | 0 | 20 |
| 08:00 AM | 27 | 0 | 27 |
| 09:00 AM | 11 | 0 | 11 |
| 10:00 AM | 24 | 1 | 25 |
| 11:00 AM | 9 | 1 | 10 |
| 12:00 PM | 19 | 1 | 20 |
| 01:00 PM | 25 | 2 | 27 |
| 02:00 PM | 33 | 2 | 35 |
| 03:00 PM | 25 | 1 | 26 |
| 04:00 PM | 34 | 1 | 35 |
| 05:00 PM | 33 | 0 | 33 |
| 06:00 PM | 19 | 0 | 19 |
| 07:00 PM | 19 | 2 | 21 |
| 08:00 PM | 12 | 0 | 12 |
| 09:00 PM | 8 | 0 | 8 |
| 10:00 PM | 4 | 0 | 4 |
| 11:00 PM | 4 | 0 | 4 |
| Day Total | 335 | 11 | 346 |
| Percent | 96.8% | 3.2% | |
| ADT 346 | | | |
| AM Peak Volume | 8:00 AM 27 | 10:00 AM 1 | 8:00 AM 27 |
| PM Peak Volume | 4:00 PM 34 | 1:00 PM 2 | 2:00 PM 35 |

Comments:

LOCATION: SB SE 125th Ave north of SE McGillivray Blvd
SPECIFIC LOCATION:
CITY/STATE: Vancouver, WA

QC JOB #: 15932036
DIRECTION: SB
DATE: Oct 26 2022

| Start Time | FHWA Classes 1-3 | FHWA Classes 4- 13 | Total |
|-------------|---------------------|--------------------------|-------|
| Grand Total | 335 | 11 | 346 |
| Percent | 96.8% | 3.2% | |
| ADT 346 | | | |

Comments:



Type of report: Tube Count - Volume Data

| LOCATION: SB SE 125th Ave north of SE McGillivray Blvd SPECIFIC LOCATION: CITY/STATE: Vancouver, WA | | | | | | | QC JOB #: 15932036 DIRECTION: SB DATE: Oct 26 2022 - Oct 26 2022 | | | |
|--|-----|-----|------------------|-----|-----|-----------------------------------|---|-----|--------------------------------|----------------------|
| Start Time | Mon | Tue | Wed 26 Oct 22 | Thu | Fri | Average Weekday Hourly Traffic | Sat | Sun | Average Week Hourly Traffic | Average Week Profile |
| 12:00 AM | | | 0 | | | 0 | | | 0 | |
| 01:00 AM | | | 2 | | | 2 | | | 2 | |
| 02:00 AM | | | 0 | | | 0 | | | 0 | |
| 03:00 AM | | | 0 | | | 0 | | | 0 | |
| 04:00 AM | | | 1 | | | 1 | | | 1 | |
| 05:00 AM | | | 1 | | | 1 | | | 1 | |
| 06:00 AM | | | 5 | | | 5 | | | 5 | |
| 07:00 AM | | | 20 | | | 20 | | | 20 | |
| 08:00 AM | | | 27 | | | 27 | | | 27 | |
| 09:00 AM | | | 11 | | | 11 | | | 11 | |
| 10:00 AM | | | 25 | | | 25 | | | 25 | |
| 11:00 AM | | | 10 | | | 10 | | | 10 | |
| 12:00 PM | | | 20 | | | 20 | | | 20 | |
| 01:00 PM | | | 27 | | | 27 | | | 27 | |
| 02:00 PM | | | 35 | | | 35 | | | 35 | |
| 03:00 PM | | | 26 | | | 26 | | | 26 | |
| 04:00 PM | | | 35 | | | 35 | | | 35 | |
| 05:00 PM | | | 33 | | | 33 | | | 33 | |
| 06:00 PM | | | 19 | | | 19 | | | 19 | |
| 07:00 PM | | | 21 | | | 21 | | | 21 | |
| 08:00 PM | | | 12 | | | 12 | | | 12 | |
| 09:00 PM | | | 8 | | | 8 | | | 8 | |
| 10:00 PM | | | 4 | | | 4 | | | 4 | |
| 11:00 PM | | | 4 | | | 4 | | | 4 | |
| Day Total | | | 346 | | | 346 | | | 346 | |
| % Weekday Average | | | 100% | | | | | | | |
| % Week Average | | | 100% | | | 100% | | | | |
| AM Peak Volume | | | 8:00 AM 27 | | | 8:00 AM 27 | | | 8:00 AM 27 | |
| PM Peak Volume | | | 2:00 PM 35 | | | 2:00 PM 35 | | | 2:00 PM 35 | |

Comments:

Report generated on 11/17/2022 3:13 PM

SOURCE: Quality Counts, LLC (<http://www.qualitycounts.net>)

Type of report: Tube Count - Vehicle Classification Data

LOCATION: WB SE McGillivray Blvd east of SE 125th Ave

QC JOB #: 15932037

SPECIFIC LOCATION:

DIRECTION: WB

CITY/STATE: Vancouver, WA

DATE: Oct 26 2022

| Start Time | FHWA | | Total |
|--------------------|----------------|----------------|----------------|
| | Classes 1-3 | Classes 4-13 | |
| 12:00 AM | 17 | 0 | 17 |
| 01:00 AM | 10 | 0 | 10 |
| 02:00 AM | 8 | 0 | 8 |
| 03:00 AM | 17 | 0 | 17 |
| 04:00 AM | 40 | 1 | 41 |
| 05:00 AM | 117 | 2 | 119 |
| 06:00 AM | 225 | 3 | 228 |
| 07:00 AM | 436 | 0 | 436 |
| 08:00 AM | 423 | 0 | 423 |
| 09:00 AM | 256 | 7 | 263 |
| 10:00 AM | 245 | 13 | 258 |
| 11:00 AM | 248 | 13 | 261 |
| 12:00 PM | 271 | 6 | 277 |
| 01:00 PM | 276 | 21 | 297 |
| 02:00 PM | 325 | 21 | 346 |
| 03:00 PM | 401 | 20 | 421 |
| 04:00 PM | 421 | 11 | 432 |
| 05:00 PM | 542 | 5 | 547 |
| 06:00 PM | 330 | 3 | 333 |
| 07:00 PM | 190 | 4 | 194 |
| 08:00 PM | 164 | 0 | 164 |
| 09:00 PM | 84 | 0 | 84 |
| 10:00 PM | 73 | 1 | 74 |
| 11:00 PM | 36 | 1 | 37 |
| Day Total | 5155 | 132 | 5287 |
| Percent | 97.5% | 2.5% | |
| ADT 5287 | | | |
| AM Peak Volume | 7:00 AM 436 | 10:00 AM 13 | 7:00 AM 436 |
| PM Peak Volume | 5:00 PM 542 | 1:00 PM 21 | 5:00 PM 547 |

Comments:

LOCATION: WB SE McGillivray Blvd east of SE 125th Ave **QC JOB #:** 15932037
SPECIFIC LOCATION: **DIRECTION:** WB
CITY/STATE: Vancouver, WA **DATE:** Oct 26 2022

| Start Time | FHWA Classes 1-3 | FHWA Classes 4- 13 | Total |
|--------------------|---------------------|--------------------------|-------|
| Grand Total | 5155 | 132 | 5287 |
| Percent | 97.5% | 2.5% | |
| ADT 5287 | | | |

Comments:



Type of report: Tube Count - Volume Data

| LOCATION: WB SE McGillivray Blvd east of SE 125th Ave | | | | | | | QC JOB #: 15932037 | | | |
|---|-----|-----|------------------|-----|-----|-----------------------------------|---------------------------------|-----|--------------------------------|----------------------|
| SPECIFIC LOCATION: | | | | | | | DIRECTION: WB | | | |
| CITY/STATE: Vancouver, WA | | | | | | | DATE: Oct 26 2022 - Oct 26 2022 | | | |
| Start Time | Mon | Tue | Wed 26 Oct 22 | Thu | Fri | Average Weekday Hourly Traffic | Sat | Sun | Average Week Hourly Traffic | Average Week Profile |
| 12:00 AM | | | 17 | | | 17 | | | 17 | |
| 01:00 AM | | | 10 | | | 10 | | | 10 | |
| 02:00 AM | | | 8 | | | 8 | | | 8 | |
| 03:00 AM | | | 17 | | | 17 | | | 17 | |
| 04:00 AM | | | 41 | | | 41 | | | 41 | |
| 05:00 AM | | | 119 | | | 119 | | | 119 | |
| 06:00 AM | | | 228 | | | 228 | | | 228 | |
| 07:00 AM | | | 436 | | | 436 | | | 436 | |
| 08:00 AM | | | 423 | | | 423 | | | 423 | |
| 09:00 AM | | | 263 | | | 263 | | | 263 | |
| 10:00 AM | | | 258 | | | 258 | | | 258 | |
| 11:00 AM | | | 261 | | | 261 | | | 261 | |
| 12:00 PM | | | 277 | | | 277 | | | 277 | |
| 01:00 PM | | | 297 | | | 297 | | | 297 | |
| 02:00 PM | | | 346 | | | 346 | | | 346 | |
| 03:00 PM | | | 421 | | | 421 | | | 421 | |
| 04:00 PM | | | 432 | | | 432 | | | 432 | |
| 05:00 PM | | | 547 | | | 547 | | | 547 | |
| 06:00 PM | | | 333 | | | 333 | | | 333 | |
| 07:00 PM | | | 194 | | | 194 | | | 194 | |
| 08:00 PM | | | 164 | | | 164 | | | 164 | |
| 09:00 PM | | | 84 | | | 84 | | | 84 | |
| 10:00 PM | | | 74 | | | 74 | | | 74 | |
| 11:00 PM | | | 37 | | | 37 | | | 37 | |
| Day Total | | | 5287 | | | 5287 | | | 5287 | |
| % Weekday Average | | | 100% | | | | | | | |
| % Week Average | | | 100% | | | 100% | | | | |
| AM Peak Volume | | | 7:00 AM 436 | | | 7:00 AM 436 | | | 7:00 AM 436 | |
| PM Peak Volume | | | 5:00 PM 547 | | | 5:00 PM 547 | | | 5:00 PM 547 | |

Comments:

Report generated on 11/17/2022 3:14 PM

SOURCE: Quality Counts, LLC (<http://www.qualitycounts.net>)

Type of report: Tube Count - Vehicle Classification Data

LOCATION: NB SE 125th Ave south of SE McGillivray Blvd

QC JOB #: 15932038

SPECIFIC LOCATION:

DIRECTION: NB

CITY/STATE: Vancouver, WA

DATE: Oct 26 2022

| Start Time | FHWA | | Total |
|--------------------------|---------------|---------------|---------------|
| | Classes 1-3 | Classes 4-13 | |
| 12:00 AM | 4 | 0 | 4 |
| 01:00 AM | 0 | 0 | 0 |
| 02:00 AM | 0 | 0 | 0 |
| 03:00 AM | 3 | 0 | 3 |
| 04:00 AM | 10 | 0 | 10 |
| 05:00 AM | 31 | 0 | 31 |
| 06:00 AM | 49 | 1 | 50 |
| 07:00 AM | 80 | 0 | 80 |
| 08:00 AM | 91 | 0 | 91 |
| 09:00 AM | 72 | 2 | 74 |
| 10:00 AM | 65 | 3 | 68 |
| 11:00 AM | 51 | 2 | 53 |
| 12:00 PM | 61 | 0 | 61 |
| 01:00 PM | 79 | 3 | 82 |
| 02:00 PM | 74 | 5 | 79 |
| 03:00 PM | 54 | 4 | 58 |
| 04:00 PM | 67 | 5 | 72 |
| 05:00 PM | 68 | 3 | 71 |
| 06:00 PM | 62 | 0 | 62 |
| 07:00 PM | 32 | 0 | 32 |
| 08:00 PM | 21 | 0 | 21 |
| 09:00 PM | 14 | 0 | 14 |
| 10:00 PM | 15 | 0 | 15 |
| 11:00 PM | 6 | 0 | 6 |
| Day Total | 1009 | 28 | 1037 |
| Percent | 97.3% | 2.7% | |
| ADT 1037 | | | |
| AM Peak Volume | 8:00 AM 91 | 10:00 AM 3 | 8:00 AM 91 |
| PM Peak Volume | 1:00 PM 79 | 2:00 PM 5 | 1:00 PM 82 |

Comments:

LOCATION: NB SE 125th Ave south of SE McGillivray Blvd
SPECIFIC LOCATION:
CITY/STATE: Vancouver, WA

QC JOB #: 15932038
DIRECTION: NB
DATE: Oct 26 2022

| Start Time | FHWA Classes 1-3 | FHWA Classes 4- 13 | Total |
|--------------------|---------------------|--------------------------|-------|
| Grand Total | 1009 | 28 | 1037 |
| Percent | 97.3% | 2.7% | |
| ADT 1037 | | | |

Comments:



Type of report: Tube Count - Volume Data

| LOCATION: NB SE 125th Ave south of SE McGillivray Blvd SPECIFIC LOCATION: CITY/STATE: Vancouver, WA | | | | | | | QC JOB #: 15932038 DIRECTION: NB DATE: Oct 26 2022 - Oct 26 2022 | | | |
|--|-----|-----|------------------|-----|-----|-----------------------------------|---|-----|--------------------------------|----------------------|
| Start Time | Mon | Tue | Wed 26 Oct 22 | Thu | Fri | Average Weekday Hourly Traffic | Sat | Sun | Average Week Hourly Traffic | Average Week Profile |
| 12:00 AM | | | 4 | | | 4 | | | 4 | |
| 01:00 AM | | | 0 | | | 0 | | | 0 | |
| 02:00 AM | | | 0 | | | 0 | | | 0 | |
| 03:00 AM | | | 3 | | | 3 | | | 3 | |
| 04:00 AM | | | 10 | | | 10 | | | 10 | |
| 05:00 AM | | | 31 | | | 31 | | | 31 | |
| 06:00 AM | | | 50 | | | 50 | | | 50 | |
| 07:00 AM | | | 80 | | | 80 | | | 80 | |
| 08:00 AM | | | 91 | | | 91 | | | 91 | |
| 09:00 AM | | | 74 | | | 74 | | | 74 | |
| 10:00 AM | | | 68 | | | 68 | | | 68 | |
| 11:00 AM | | | 53 | | | 53 | | | 53 | |
| 12:00 PM | | | 61 | | | 61 | | | 61 | |
| 01:00 PM | | | 82 | | | 82 | | | 82 | |
| 02:00 PM | | | 79 | | | 79 | | | 79 | |
| 03:00 PM | | | 58 | | | 58 | | | 58 | |
| 04:00 PM | | | 72 | | | 72 | | | 72 | |
| 05:00 PM | | | 71 | | | 71 | | | 71 | |
| 06:00 PM | | | 62 | | | 62 | | | 62 | |
| 07:00 PM | | | 32 | | | 32 | | | 32 | |
| 08:00 PM | | | 21 | | | 21 | | | 21 | |
| 09:00 PM | | | 14 | | | 14 | | | 14 | |
| 10:00 PM | | | 15 | | | 15 | | | 15 | |
| 11:00 PM | | | 6 | | | 6 | | | 6 | |
| Day Total | | | 1037 | | | 1037 | | | 1037 | |
| % Weekday Average | | | 100% | | | | | | | |
| % Week Average | | | 100% | | | 100% | | | | |
| AM Peak Volume | | | 8:00 AM 91 | | | 8:00 AM 91 | | | 8:00 AM 91 | |
| PM Peak Volume | | | 1:00 PM 82 | | | 1:00 PM 82 | | | 1:00 PM 82 | |

Comments:

Report generated on 11/17/2022 3:14 PM

SOURCE: Quality Counts, LLC (<http://www.qualitycounts.net>)

Type of report: Tube Count - Vehicle Classification Data

LOCATION: EB SE McGillivray Blvd west of SE 125th Ave
SPECIFIC LOCATION:
CITY/STATE: Vancouver, WA

QC JOB #: 15932039
DIRECTION: EB
DATE: Oct 26 2022

| Start Time | FHWA | | Total |
|--------------------|----------------|---------------|----------------|
| | Classes 1-3 | Classes 4-13 | |
| 12:00 AM | 31 | 0 | 31 |
| 01:00 AM | 15 | 1 | 16 |
| 02:00 AM | 12 | 0 | 12 |
| 03:00 AM | 7 | 0 | 7 |
| 04:00 AM | 19 | 0 | 19 |
| 05:00 AM | 27 | 0 | 27 |
| 06:00 AM | 89 | 2 | 91 |
| 07:00 AM | 195 | 0 | 195 |
| 08:00 AM | 283 | 0 | 283 |
| 09:00 AM | 228 | 18 | 246 |
| 10:00 AM | 245 | 10 | 255 |
| 11:00 AM | 252 | 8 | 260 |
| 12:00 PM | 280 | 5 | 285 |
| 01:00 PM | 336 | 14 | 350 |
| 02:00 PM | 357 | 13 | 370 |
| 03:00 PM | 432 | 18 | 450 |
| 04:00 PM | 545 | 10 | 555 |
| 05:00 PM | 527 | 4 | 531 |
| 06:00 PM | 411 | 4 | 415 |
| 07:00 PM | 238 | 2 | 240 |
| 08:00 PM | 196 | 2 | 198 |
| 09:00 PM | 122 | 1 | 123 |
| 10:00 PM | 87 | 1 | 88 |
| 11:00 PM | 59 | 0 | 59 |
| Day Total | 4993 | 113 | 5106 |
| Percent | 97.8% | 2.2% | |
| ADT 5106 | | | |
| AM Peak Volume | 8:00 AM 283 | 9:00 AM 18 | 8:00 AM 283 |
| PM Peak Volume | 4:00 PM 545 | 3:00 PM 18 | 4:00 PM 555 |

Comments:

LOCATION: EB SE McGillivray Blvd west of SE 125th Ave **QC JOB #:** 15932039
SPECIFIC LOCATION: **DIRECTION:** EB
CITY/STATE: Vancouver, WA **DATE:** Oct 26 2022

| Start Time | FHWA Classes 1-3 | FHWA Classes 4- 13 | Total |
|--------------------|---------------------|--------------------------|-------|
| Grand Total | 4993 | 113 | 5106 |
| Percent | 97.8% | 2.2% | |
| ADT 5106 | | | |

Comments:



Type of report: Tube Count - Volume Data

| LOCATION: EB SE McGillivray Blvd west of SE 125th Ave SPECIFIC LOCATION: CITY/STATE: Vancouver, WA | | | | | | | QC JOB #: 15932039 DIRECTION: EB DATE: Oct 26 2022 - Oct 26 2022 | | | |
|---|-----|-----|------------------|-----|-----|-----------------------------------|---|-----|--------------------------------|----------------------|
| Start Time | Mon | Tue | Wed 26 Oct 22 | Thu | Fri | Average Weekday Hourly Traffic | Sat | Sun | Average Week Hourly Traffic | Average Week Profile |
| 12:00 AM | | | 31 | | | 31 | | | 31 | |
| 01:00 AM | | | 16 | | | 16 | | | 16 | |
| 02:00 AM | | | 12 | | | 12 | | | 12 | |
| 03:00 AM | | | 7 | | | 7 | | | 7 | |
| 04:00 AM | | | 19 | | | 19 | | | 19 | |
| 05:00 AM | | | 27 | | | 27 | | | 27 | |
| 06:00 AM | | | 91 | | | 91 | | | 91 | |
| 07:00 AM | | | 195 | | | 195 | | | 195 | |
| 08:00 AM | | | 283 | | | 283 | | | 283 | |
| 09:00 AM | | | 246 | | | 246 | | | 246 | |
| 10:00 AM | | | 255 | | | 255 | | | 255 | |
| 11:00 AM | | | 260 | | | 260 | | | 260 | |
| 12:00 PM | | | 285 | | | 285 | | | 285 | |
| 01:00 PM | | | 350 | | | 350 | | | 350 | |
| 02:00 PM | | | 370 | | | 370 | | | 370 | |
| 03:00 PM | | | 450 | | | 450 | | | 450 | |
| 04:00 PM | | | 555 | | | 555 | | | 555 | |
| 05:00 PM | | | 531 | | | 531 | | | 531 | |
| 06:00 PM | | | 415 | | | 415 | | | 415 | |
| 07:00 PM | | | 240 | | | 240 | | | 240 | |
| 08:00 PM | | | 198 | | | 198 | | | 198 | |
| 09:00 PM | | | 123 | | | 123 | | | 123 | |
| 10:00 PM | | | 88 | | | 88 | | | 88 | |
| 11:00 PM | | | 59 | | | 59 | | | 59 | |
| Day Total | | | 5106 | | | 5106 | | | 5106 | |
| % Weekday Average | | | 100% | | | | | | | |
| % Week Average | | | 100% | | | 100% | | | | |
| AM Peak Volume | | | 8:00 AM 283 | | | 8:00 AM 283 | | | 8:00 AM 283 | |
| PM Peak Volume | | | 4:00 PM 555 | | | 4:00 PM 555 | | | 4:00 PM 555 | |

Comments:

Type of report: Tube Count - Vehicle Classification Data

LOCATION: SE McGillivray Blvd btwn SE 125th Ave and Talton Ave

QC JOB #: 15932040

SPECIFIC LOCATION:

DIRECTION: EB

CITY/STATE: Vancouver, WA

DATE: Oct 26 2022

| Start Time | FHWA | FHWA | Total |
|--------------------|----------------|---------------|----------------|
| | Classes 1-3 | Classes 4-13 | |
| 12:00 AM | 19 | 0 | 19 |
| 01:00 AM | 9 | 0 | 9 |
| 02:00 AM | 10 | 0 | 10 |
| 03:00 AM | 4 | 0 | 4 |
| 04:00 AM | 14 | 0 | 14 |
| 05:00 AM | 34 | 1 | 35 |
| 06:00 AM | 80 | 1 | 81 |
| 07:00 AM | 214 | 15 | 229 |
| 08:00 AM | 287 | 24 | 311 |
| 09:00 AM | 210 | 20 | 230 |
| 10:00 AM | 229 | 10 | 239 |
| 11:00 AM | 215 | 9 | 224 |
| 12:00 PM | 255 | 5 | 260 |
| 01:00 PM | 269 | 16 | 285 |
| 02:00 PM | 324 | 20 | 344 |
| 03:00 PM | 381 | 21 | 402 |
| 04:00 PM | 449 | 11 | 460 |
| 05:00 PM | 439 | 3 | 442 |
| 06:00 PM | 340 | 3 | 343 |
| 07:00 PM | 177 | 0 | 177 |
| 08:00 PM | 137 | 2 | 139 |
| 09:00 PM | 88 | 0 | 88 |
| 10:00 PM | 70 | 0 | 70 |
| 11:00 PM | 41 | 0 | 41 |
| Day Total | 4295 | 161 | 4456 |
| Percent | 96.4% | 3.6% | |
| ADT 4456 | | | |
| AM Peak Volume | 8:00 AM 287 | 8:00 AM 24 | 8:00 AM 311 |
| PM Peak Volume | 4:00 PM 449 | 3:00 PM 21 | 4:00 PM 460 |

Comments:

LOCATION: SE McGillivray Blvd btwn SE 125th Ave and Talton Ave **QC JOB #:** 15932040
SPECIFIC LOCATION: **DIRECTION:** EB
CITY/STATE: Vancouver, WA **DATE:** Oct 26 2022

| Start Time | FHWA Classes 1-3 | FHWA Classes 4- 13 | Total |
|--------------------|---------------------|--------------------------|-------|
| Grand Total | 4295 | 161 | 4456 |
| Percent | 96.4% | 3.6% | |
| ADT 4456 | | | |

Comments:



Type of report: Tube Count - Volume Data

| LOCATION: SE McGillivray Blvd btwn SE 125th Ave and Talton Ave | | | | | | | QC JOB #: 15932040 | | | |
|--|-----|-----|------------------|-----|-----|-----------------------------------|---------------------------------|-----|--------------------------------|----------------------|
| SPECIFIC LOCATION: | | | | | | | DIRECTION: EB | | | |
| CITY/STATE: Vancouver, WA | | | | | | | DATE: Oct 26 2022 - Oct 26 2022 | | | |
| Start Time | Mon | Tue | Wed 26 Oct 22 | Thu | Fri | Average Weekday Hourly Traffic | Sat | Sun | Average Week Hourly Traffic | Average Week Profile |
| 12:00 AM | | | 19 | | | 19 | | | 19 | |
| 01:00 AM | | | 9 | | | 9 | | | 9 | |
| 02:00 AM | | | 10 | | | 10 | | | 10 | |
| 03:00 AM | | | 4 | | | 4 | | | 4 | |
| 04:00 AM | | | 14 | | | 14 | | | 14 | |
| 05:00 AM | | | 35 | | | 35 | | | 35 | |
| 06:00 AM | | | 81 | | | 81 | | | 81 | |
| 07:00 AM | | | 229 | | | 229 | | | 229 | |
| 08:00 AM | | | 311 | | | 311 | | | 311 | |
| 09:00 AM | | | 230 | | | 230 | | | 230 | |
| 10:00 AM | | | 239 | | | 239 | | | 239 | |
| 11:00 AM | | | 224 | | | 224 | | | 224 | |
| 12:00 PM | | | 260 | | | 260 | | | 260 | |
| 01:00 PM | | | 285 | | | 285 | | | 285 | |
| 02:00 PM | | | 344 | | | 344 | | | 344 | |
| 03:00 PM | | | 402 | | | 402 | | | 402 | |
| 04:00 PM | | | 460 | | | 460 | | | 460 | |
| 05:00 PM | | | 442 | | | 442 | | | 442 | |
| 06:00 PM | | | 343 | | | 343 | | | 343 | |
| 07:00 PM | | | 177 | | | 177 | | | 177 | |
| 08:00 PM | | | 139 | | | 139 | | | 139 | |
| 09:00 PM | | | 88 | | | 88 | | | 88 | |
| 10:00 PM | | | 70 | | | 70 | | | 70 | |
| 11:00 PM | | | 41 | | | 41 | | | 41 | |
| Day Total | | | 4456 | | | 4456 | | | 4456 | |
| % Weekday Average | | | 100% | | | | | | | |
| % Week Average | | | 100% | | | 100% | | | | |
| AM Peak Volume | | | 8:00 AM 311 | | | 8:00 AM 311 | | | 8:00 AM 311 | |
| PM Peak Volume | | | 4:00 PM 460 | | | 4:00 PM 460 | | | 4:00 PM 460 | |

Comments:

Type of report: Tube Count - Vehicle Classification Data

LOCATION: SE McGillivray Blvd btwn SE 125th Ave and Talton Ave

SPECIFIC LOCATION:

CITY/STATE: Vancouver, WA

QC JOB #: 15932040

DIRECTION: EB, WB

DATE: Oct 26 2022

| Start Time | FHWA | FHWA | Total |
|---------------------|-----------------|---------------|-----------------|
| | Classes 1-3 | Classes 4-13 | |
| 12:00 AM | 38 | 0 | 38 |
| 01:00 AM | 21 | 0 | 21 |
| 02:00 AM | 18 | 0 | 18 |
| 03:00 AM | 24 | 0 | 24 |
| 04:00 AM | 64 | 1 | 65 |
| 05:00 AM | 170 | 3 | 173 |
| 06:00 AM | 348 | 5 | 353 |
| 07:00 AM | 695 | 15 | 710 |
| 08:00 AM | 767 | 24 | 791 |
| 09:00 AM | 495 | 27 | 522 |
| 10:00 AM | 505 | 25 | 530 |
| 11:00 AM | 479 | 22 | 501 |
| 12:00 PM | 549 | 10 | 559 |
| 01:00 PM | 587 | 34 | 621 |
| 02:00 PM | 670 | 44 | 714 |
| 03:00 PM | 773 | 43 | 816 |
| 04:00 PM | 884 | 21 | 905 |
| 05:00 PM | 1006 | 11 | 1017 |
| 06:00 PM | 678 | 6 | 684 |
| 07:00 PM | 372 | 4 | 376 |
| 08:00 PM | 304 | 2 | 306 |
| 09:00 PM | 179 | 0 | 179 |
| 10:00 PM | 154 | 1 | 155 |
| 11:00 PM | 75 | 1 | 76 |
| Day Total | 9855 | 299 | |
| Percent | 97.1% | 2.9% | 10154 |
| ADT 10154 | | | |
| AM Peak Volume | 8:00 AM 767 | 9:00 AM 27 | 8:00 AM 791 |
| PM Peak Volume | 5:00 PM 1006 | 2:00 PM 44 | 5:00 PM 1017 |

Comments:

LOCATION: SE McGillivray Blvd btwn SE 125th Ave and Talton Ave **QC JOB #:** 15932040
SPECIFIC LOCATION: **DIRECTION:** EB, WB
CITY/STATE: Vancouver, WA **DATE:** Oct 26 2022

| Start Time | FHWA Classes 1-3 | FHWA Classes 4- 13 | Total |
|---------------------|---------------------|--------------------------|-------|
| Grand Total | 9855 | 299 | 10154 |
| Percent | 97.1% | 2.9% | |
| ADT 10154 | | | |

Comments:



Type of report: Tube Count - Volume Data

| LOCATION: SE McGillivray Blvd btwn SE 125th Ave and Talton Ave SPECIFIC LOCATION: CITY/STATE: Vancouver, WA | | | | | | | QC JOB #: 15932040 DIRECTION: EB, WB DATE: Oct 26 2022 - Oct 26 2022 | | | |
|--|-----|-----|------------------|-----|-----|-----------------------------------|---|-----|--------------------------------|----------------------|
| Start Time | Mon | Tue | Wed 26 Oct 22 | Thu | Fri | Average Weekday Hourly Traffic | Sat | Sun | Average Week Hourly Traffic | Average Week Profile |
| 12:00 AM | | | 38 | | | 38 | | | 38 | |
| 01:00 AM | | | 21 | | | 21 | | | 21 | |
| 02:00 AM | | | 18 | | | 18 | | | 18 | |
| 03:00 AM | | | 24 | | | 24 | | | 24 | |
| 04:00 AM | | | 65 | | | 65 | | | 65 | |
| 05:00 AM | | | 173 | | | 173 | | | 173 | |
| 06:00 AM | | | 353 | | | 353 | | | 353 | |
| 07:00 AM | | | 710 | | | 710 | | | 710 | |
| 08:00 AM | | | 791 | | | 791 | | | 791 | |
| 09:00 AM | | | 522 | | | 522 | | | 522 | |
| 10:00 AM | | | 530 | | | 530 | | | 530 | |
| 11:00 AM | | | 501 | | | 501 | | | 501 | |
| 12:00 PM | | | 559 | | | 559 | | | 559 | |
| 01:00 PM | | | 621 | | | 621 | | | 621 | |
| 02:00 PM | | | 714 | | | 714 | | | 714 | |
| 03:00 PM | | | 816 | | | 816 | | | 816 | |
| 04:00 PM | | | 905 | | | 905 | | | 905 | |
| 05:00 PM | | | 1017 | | | 1017 | | | 1017 | |
| 06:00 PM | | | 684 | | | 684 | | | 684 | |
| 07:00 PM | | | 376 | | | 376 | | | 376 | |
| 08:00 PM | | | 306 | | | 306 | | | 306 | |
| 09:00 PM | | | 179 | | | 179 | | | 179 | |
| 10:00 PM | | | 155 | | | 155 | | | 155 | |
| 11:00 PM | | | 76 | | | 76 | | | 76 | |
| Day Total | | | 10154 | | | 10154 | | | 10154 | |
| % Weekday Average | | | 100% | | | | | | | |
| % Week Average | | | 100% | | | 100% | | | | |
| AM Peak Volume | | | 8:00 AM 791 | | | 8:00 AM 791 | | | 8:00 AM 791 | |
| PM Peak Volume | | | 5:00 PM 1017 | | | 5:00 PM 1017 | | | 5:00 PM 1017 | |

Comments:

Type of report: Tube Count - Vehicle Classification Data

LOCATION: SE McGillivray Blvd btwn SE 125th Ave and Talton Ave

QC JOB #: 15932040

SPECIFIC LOCATION:

DIRECTION: WB

CITY/STATE: Vancouver, WA

DATE: Oct 26 2022

| Start Time | FHWA | FHWA | Total |
|--------------------|----------------|----------------|----------------|
| | Classes 1-3 | Classes 4-13 | |
| 12:00 AM | 19 | 0 | 19 |
| 01:00 AM | 12 | 0 | 12 |
| 02:00 AM | 8 | 0 | 8 |
| 03:00 AM | 20 | 0 | 20 |
| 04:00 AM | 50 | 1 | 51 |
| 05:00 AM | 136 | 2 | 138 |
| 06:00 AM | 268 | 4 | 272 |
| 07:00 AM | 481 | 0 | 481 |
| 08:00 AM | 480 | 0 | 480 |
| 09:00 AM | 285 | 7 | 292 |
| 10:00 AM | 276 | 15 | 291 |
| 11:00 AM | 264 | 13 | 277 |
| 12:00 PM | 294 | 5 | 299 |
| 01:00 PM | 318 | 18 | 336 |
| 02:00 PM | 346 | 24 | 370 |
| 03:00 PM | 392 | 22 | 414 |
| 04:00 PM | 435 | 10 | 445 |
| 05:00 PM | 567 | 8 | 575 |
| 06:00 PM | 338 | 3 | 341 |
| 07:00 PM | 195 | 4 | 199 |
| 08:00 PM | 167 | 0 | 167 |
| 09:00 PM | 91 | 0 | 91 |
| 10:00 PM | 84 | 1 | 85 |
| 11:00 PM | 34 | 1 | 35 |
| Day Total | 5560 | 138 | 5698 |
| Percent | 97.6% | 2.4% | |
| ADT 5698 | | | |
| AM Peak Volume | 7:00 AM 481 | 10:00 AM 15 | 7:00 AM 481 |
| PM Peak Volume | 5:00 PM 567 | 2:00 PM 24 | 5:00 PM 575 |

Comments:

LOCATION: SE McGillivray Blvd btwn SE 125th Ave and Talton Ave **QC JOB #:** 15932040
SPECIFIC LOCATION: **DIRECTION:** WB
CITY/STATE: Vancouver, WA **DATE:** Oct 26 2022

| Start Time | FHWA Classes 1-3 | FHWA Classes 4- 13 | Total |
|--------------------|---------------------|--------------------------|-------|
| Grand Total | 5560 | 138 | 5698 |
| Percent | 97.6% | 2.4% | |
| ADT 5698 | | | |

Comments:



Type of report: Tube Count - Volume Data

| LOCATION: SE McGillivray Blvd btwn SE 125th Ave and Talton Ave SPECIFIC LOCATION: CITY/STATE: Vancouver, WA | | | | | | | QC JOB #: 15932040 DIRECTION: WB DATE: Oct 26 2022 - Oct 26 2022 | | | |
|--|-----|-----|------------------|-----|-----|-----------------------------------|---|-----|--------------------------------|----------------------|
| Start Time | Mon | Tue | Wed 26 Oct 22 | Thu | Fri | Average Weekday Hourly Traffic | Sat | Sun | Average Week Hourly Traffic | Average Week Profile |
| 12:00 AM | | | 19 | | | 19 | | | 19 | |
| 01:00 AM | | | 12 | | | 12 | | | 12 | |
| 02:00 AM | | | 8 | | | 8 | | | 8 | |
| 03:00 AM | | | 20 | | | 20 | | | 20 | |
| 04:00 AM | | | 51 | | | 51 | | | 51 | |
| 05:00 AM | | | 138 | | | 138 | | | 138 | |
| 06:00 AM | | | 272 | | | 272 | | | 272 | |
| 07:00 AM | | | 481 | | | 481 | | | 481 | |
| 08:00 AM | | | 480 | | | 480 | | | 480 | |
| 09:00 AM | | | 292 | | | 292 | | | 292 | |
| 10:00 AM | | | 291 | | | 291 | | | 291 | |
| 11:00 AM | | | 277 | | | 277 | | | 277 | |
| 12:00 PM | | | 299 | | | 299 | | | 299 | |
| 01:00 PM | | | 336 | | | 336 | | | 336 | |
| 02:00 PM | | | 370 | | | 370 | | | 370 | |
| 03:00 PM | | | 414 | | | 414 | | | 414 | |
| 04:00 PM | | | 445 | | | 445 | | | 445 | |
| 05:00 PM | | | 575 | | | 575 | | | 575 | |
| 06:00 PM | | | 341 | | | 341 | | | 341 | |
| 07:00 PM | | | 199 | | | 199 | | | 199 | |
| 08:00 PM | | | 167 | | | 167 | | | 167 | |
| 09:00 PM | | | 91 | | | 91 | | | 91 | |
| 10:00 PM | | | 85 | | | 85 | | | 85 | |
| 11:00 PM | | | 35 | | | 35 | | | 35 | |
| Day Total | | | 5698 | | | 5698 | | | 5698 | |
| % Weekday Average | | | 100% | | | | | | | |
| % Week Average | | | 100% | | | 100% | | | | |
| AM Peak Volume | | | 7:00 AM 481 | | | 7:00 AM 481 | | | 7:00 AM 481 | |
| PM Peak Volume | | | 5:00 PM 575 | | | 5:00 PM 575 | | | 5:00 PM 575 | |

Comments:

Type of report: Tube Count - Vehicle Classification Data

LOCATION: SB SE 132nd Ave north of SE McGillivray Blvd
SPECIFIC LOCATION:
CITY/STATE: Vancouver, WA

QC JOB #: 15932041
DIRECTION: SB
DATE: Oct 26 2022

| Start Time | FHWA | | Total |
|-------------------|---------------|---------------|---------------|
| | Classes 1-3 | Classes 4-13 | |
| 12:00 AM | 1 | 0 | 1 |
| 01:00 AM | 0 | 0 | 0 |
| 02:00 AM | 0 | 0 | 0 |
| 03:00 AM | 0 | 0 | 0 |
| 04:00 AM | 0 | 0 | 0 |
| 05:00 AM | 3 | 1 | 4 |
| 06:00 AM | 9 | 0 | 9 |
| 07:00 AM | 16 | 0 | 16 |
| 08:00 AM | 25 | 3 | 28 |
| 09:00 AM | 11 | 0 | 11 |
| 10:00 AM | 12 | 1 | 13 |
| 11:00 AM | 18 | 2 | 20 |
| 12:00 PM | 18 | 2 | 20 |
| 01:00 PM | 19 | 1 | 20 |
| 02:00 PM | 20 | 0 | 20 |
| 03:00 PM | 20 | 2 | 22 |
| 04:00 PM | 27 | 0 | 27 |
| 05:00 PM | 28 | 0 | 28 |
| 06:00 PM | 15 | 1 | 16 |
| 07:00 PM | 10 | 0 | 10 |
| 08:00 PM | 5 | 0 | 5 |
| 09:00 PM | 7 | 0 | 7 |
| 10:00 PM | 7 | 0 | 7 |
| 11:00 PM | 2 | 0 | 2 |
| Day Total | 273 | 13 | 286 |
| Percent | 95.5% | 4.5% | |
| ADT 286 | | | |
| AM Peak Volume | 8:00 AM 25 | 8:00 AM 3 | 8:00 AM 28 |
| PM Peak Volume | 5:00 PM 28 | 12:00 PM 2 | 5:00 PM 28 |

Comments:

LOCATION: SB SE 132nd Ave north of SE McGillivray Blvd **QC JOB #:** 15932041
SPECIFIC LOCATION: **DIRECTION:** SB
CITY/STATE: Vancouver, WA **DATE:** Oct 26 2022

| Start Time | FHWA Classes 1-3 | FHWA Classes 4- 13 | Total |
|--------------------|---|--------------------------|-------|
| Grand Total | 273 | 13 | 286 |
| Percent | 95.5% | 4.5% | |
| ADT 286 |  | | |

Comments:



Type of report: Tube Count - Volume Data

| LOCATION: SB SE 132nd Ave north of SE McGillivray Blvd SPECIFIC LOCATION: CITY/STATE: Vancouver, WA | | | | | | | QC JOB #: 15932041 DIRECTION: SB DATE: Oct 26 2022 - Oct 26 2022 | | | |
|--|-----|-----|------------------|-----|-----|-----------------------------------|---|-----|--------------------------------|----------------------|
| Start Time | Mon | Tue | Wed 26 Oct 22 | Thu | Fri | Average Weekday Hourly Traffic | Sat | Sun | Average Week Hourly Traffic | Average Week Profile |
| 12:00 AM | | | 1 | | | 1 | | | 1 | |
| 01:00 AM | | | 0 | | | 0 | | | 0 | |
| 02:00 AM | | | 0 | | | 0 | | | 0 | |
| 03:00 AM | | | 0 | | | 0 | | | 0 | |
| 04:00 AM | | | 0 | | | 0 | | | 0 | |
| 05:00 AM | | | 4 | | | 4 | | | 4 | |
| 06:00 AM | | | 9 | | | 9 | | | 9 | |
| 07:00 AM | | | 16 | | | 16 | | | 16 | |
| 08:00 AM | | | 28 | | | 28 | | | 28 | |
| 09:00 AM | | | 11 | | | 11 | | | 11 | |
| 10:00 AM | | | 13 | | | 13 | | | 13 | |
| 11:00 AM | | | 20 | | | 20 | | | 20 | |
| 12:00 PM | | | 20 | | | 20 | | | 20 | |
| 01:00 PM | | | 20 | | | 20 | | | 20 | |
| 02:00 PM | | | 20 | | | 20 | | | 20 | |
| 03:00 PM | | | 22 | | | 22 | | | 22 | |
| 04:00 PM | | | 27 | | | 27 | | | 27 | |
| 05:00 PM | | | 28 | | | 28 | | | 28 | |
| 06:00 PM | | | 16 | | | 16 | | | 16 | |
| 07:00 PM | | | 10 | | | 10 | | | 10 | |
| 08:00 PM | | | 5 | | | 5 | | | 5 | |
| 09:00 PM | | | 7 | | | 7 | | | 7 | |
| 10:00 PM | | | 7 | | | 7 | | | 7 | |
| 11:00 PM | | | 2 | | | 2 | | | 2 | |
| Day Total | | | 286 | | | 286 | | | 286 | |
| % Weekday Average | | | 100% | | | | | | | |
| % Week Average | | | 100% | | | 100% | | | | |
| AM Peak Volume | | | 8:00 AM 28 | | | 8:00 AM 28 | | | 8:00 AM 28 | |
| PM Peak Volume | | | 5:00 PM 28 | | | 5:00 PM 28 | | | 5:00 PM 28 | |

Comments:

Report generated on 11/17/2022 3:14 PM

SOURCE: Quality Counts, LLC (<http://www.qualitycounts.net>)

Type of report: Tube Count - Vehicle Classification Data

LOCATION: WB SE McGillivray Blvd east of SE 132nd Ave

QC JOB #: 15932042

SPECIFIC LOCATION:

DIRECTION: WB

CITY/STATE: Vancouver, WA

DATE: Oct 26 2022

| Start Time | FHWA | FHWA | Total |
|--------------------|----------------|---------------|----------------|
| | Classes 1-3 | Classes 4-13 | |
| 12:00 AM | 19 | 0 | 19 |
| 01:00 AM | 9 | 0 | 9 |
| 02:00 AM | 7 | 0 | 7 |
| 03:00 AM | 12 | 0 | 12 |
| 04:00 AM | 25 | 1 | 26 |
| 05:00 AM | 74 | 2 | 76 |
| 06:00 AM | 151 | 2 | 153 |
| 07:00 AM | 346 | 18 | 364 |
| 08:00 AM | 381 | 18 | 399 |
| 09:00 AM | 203 | 10 | 213 |
| 10:00 AM | 228 | 14 | 242 |
| 11:00 AM | 223 | 10 | 233 |
| 12:00 PM | 270 | 6 | 276 |
| 01:00 PM | 259 | 23 | 282 |
| 02:00 PM | 311 | 20 | 331 |
| 03:00 PM | 380 | 18 | 398 |
| 04:00 PM | 398 | 8 | 406 |
| 05:00 PM | 493 | 5 | 498 |
| 06:00 PM | 313 | 2 | 315 |
| 07:00 PM | 178 | 2 | 180 |
| 08:00 PM | 172 | 0 | 172 |
| 09:00 PM | 84 | 1 | 85 |
| 10:00 PM | 69 | 0 | 69 |
| 11:00 PM | 30 | 0 | 30 |
| Day Total | 4635 | 160 | 4795 |
| Percent | 96.7% | 3.3% | |
| ADT 4795 | | | |
| AM Peak Volume | 8:00 AM 381 | 7:00 AM 18 | 8:00 AM 399 |
| PM Peak Volume | 5:00 PM 493 | 1:00 PM 23 | 5:00 PM 498 |

Comments:

LOCATION: WB SE McGillivray Blvd east of SE 132nd Ave **QC JOB #:** 15932042
SPECIFIC LOCATION: **DIRECTION:** WB
CITY/STATE: Vancouver, WA **DATE:** Oct 26 2022

| Start Time | FHWA Classes 1-3 | FHWA Classes 4- 13 | Total |
|--------------------|---------------------|--------------------------|-------|
| Grand Total | 4635 | 160 | 4795 |
| Percent | 96.7% | 3.3% | |
| ADT 4795 | | | |

Comments:



| LOCATION: WB SE McGillivray Blvd east of SE 132nd Ave SPECIFIC LOCATION: CITY/STATE: Vancouver, WA | | | | | | | QC JOB #: 15932042 DIRECTION: WB DATE: Oct 26 2022 - Oct 26 2022 | | | |
|---|-----|-----|------------------|-----|-----|-----------------------------------|---|-----|--------------------------------|----------------------|
| Start Time | Mon | Tue | Wed 26 Oct 22 | Thu | Fri | Average Weekday Hourly Traffic | Sat | Sun | Average Week Hourly Traffic | Average Week Profile |
| 12:00 AM | | | 19 | | | 19 | | | 19 | |
| 01:00 AM | | | 9 | | | 9 | | | 9 | |
| 02:00 AM | | | 7 | | | 7 | | | 7 | |
| 03:00 AM | | | 12 | | | 12 | | | 12 | |
| 04:00 AM | | | 26 | | | 26 | | | 26 | |
| 05:00 AM | | | 76 | | | 76 | | | 76 | |
| 06:00 AM | | | 153 | | | 153 | | | 153 | |
| 07:00 AM | | | 364 | | | 364 | | | 364 | |
| 08:00 AM | | | 399 | | | 399 | | | 399 | |
| 09:00 AM | | | 213 | | | 213 | | | 213 | |
| 10:00 AM | | | 242 | | | 242 | | | 242 | |
| 11:00 AM | | | 233 | | | 233 | | | 233 | |
| 12:00 PM | | | 276 | | | 276 | | | 276 | |
| 01:00 PM | | | 282 | | | 282 | | | 282 | |
| 02:00 PM | | | 331 | | | 331 | | | 331 | |
| 03:00 PM | | | 398 | | | 398 | | | 398 | |
| 04:00 PM | | | 406 | | | 406 | | | 406 | |
| 05:00 PM | | | 498 | | | 498 | | | 498 | |
| 06:00 PM | | | 315 | | | 315 | | | 315 | |
| 07:00 PM | | | 180 | | | 180 | | | 180 | |
| 08:00 PM | | | 172 | | | 172 | | | 172 | |
| 09:00 PM | | | 85 | | | 85 | | | 85 | |
| 10:00 PM | | | 69 | | | 69 | | | 69 | |
| 11:00 PM | | | 30 | | | 30 | | | 30 | |
| Day Total | | | 4795 | | | 4795 | | | 4795 | |
| % Weekday Average | | | 100% | | | | | | | |
| % Week Average | | | 100% | | | 100% | | | | |
| AM Peak Volume | | | 8:00 AM 399 | | | 8:00 AM 399 | | | 8:00 AM 399 | |
| PM Peak Volume | | | 5:00 PM 498 | | | 5:00 PM 498 | | | 5:00 PM 498 | |

Comments:

Type of report: Tube Count - Vehicle Classification Data

LOCATION: NB SE 132nd Ave south of SE McGillivray Blvd

QC JOB #: 15932043

SPECIFIC LOCATION:

DIRECTION: NB

CITY/STATE: Vancouver, WA

DATE: Oct 26 2022

| Start Time | FHWA | | Total |
|--------------------|----------------|---------------|----------------|
| | Classes 1-3 | Classes 4-13 | |
| 12:00 AM | 5 | 0 | 5 |
| 01:00 AM | 6 | 0 | 6 |
| 02:00 AM | 5 | 0 | 5 |
| 03:00 AM | 7 | 0 | 7 |
| 04:00 AM | 19 | 0 | 19 |
| 05:00 AM | 51 | 1 | 52 |
| 06:00 AM | 95 | 2 | 97 |
| 07:00 AM | 181 | 3 | 184 |
| 08:00 AM | 135 | 6 | 141 |
| 09:00 AM | 109 | 13 | 122 |
| 10:00 AM | 79 | 6 | 85 |
| 11:00 AM | 85 | 8 | 93 |
| 12:00 PM | 87 | 2 | 89 |
| 01:00 PM | 113 | 11 | 124 |
| 02:00 PM | 105 | 14 | 119 |
| 03:00 PM | 116 | 7 | 123 |
| 04:00 PM | 140 | 3 | 143 |
| 05:00 PM | 150 | 1 | 151 |
| 06:00 PM | 101 | 0 | 101 |
| 07:00 PM | 56 | 2 | 58 |
| 08:00 PM | 43 | 0 | 43 |
| 09:00 PM | 35 | 0 | 35 |
| 10:00 PM | 29 | 0 | 29 |
| 11:00 PM | 16 | 1 | 17 |
| Day Total | 1768 | 80 | 1848 |
| Percent | 95.7% | 4.3% | |
| ADT 1848 | | | |
| AM Peak Volume | 7:00 AM 181 | 9:00 AM 13 | 7:00 AM 184 |
| PM Peak Volume | 5:00 PM 150 | 2:00 PM 14 | 5:00 PM 151 |

Comments:

LOCATION: NB SE 132nd Ave south of SE McGillivray Blvd **QC JOB #:** 15932043
SPECIFIC LOCATION: **DIRECTION:** NB
CITY/STATE: Vancouver, WA **DATE:** Oct 26 2022

| Start Time | FHWA Classes 1-3 | FHWA Classes 4- 13 | Total |
|--------------------|---------------------|--------------------------|-------|
| Grand Total | 1768 | 80 | 1848 |
| Percent | 95.7% | 4.3% | |
| ADT 1848 | | | |

Comments:



Type of report: Tube Count - Volume Data

| LOCATION: NB SE 132nd Ave south of SE McGillivray Blvd | | | | | | | QC JOB #: 15932043 | | | |
|---|-----|-----|------------------|-----|-----|-----------------------------------|--|-----|--------------------------------|----------------------|
| SPECIFIC LOCATION: | | | | | | | DIRECTION: NB | | | |
| CITY/STATE: Vancouver, WA | | | | | | | DATE: Oct 26 2022 - Oct 26 2022 | | | |
| Start Time | Mon | Tue | Wed 26 Oct 22 | Thu | Fri | Average Weekday Hourly Traffic | Sat | Sun | Average Week Hourly Traffic | Average Week Profile |
| 12:00 AM | | | 5 | | | 5 | | | 5 | |
| 01:00 AM | | | 6 | | | 6 | | | 6 | |
| 02:00 AM | | | 5 | | | 5 | | | 5 | |
| 03:00 AM | | | 7 | | | 7 | | | 7 | |
| 04:00 AM | | | 19 | | | 19 | | | 19 | |
| 05:00 AM | | | 52 | | | 52 | | | 52 | |
| 06:00 AM | | | 97 | | | 97 | | | 97 | |
| 07:00 AM | | | 184 | | | 184 | | | 184 | |
| 08:00 AM | | | 141 | | | 141 | | | 141 | |
| 09:00 AM | | | 122 | | | 122 | | | 122 | |
| 10:00 AM | | | 85 | | | 85 | | | 85 | |
| 11:00 AM | | | 93 | | | 93 | | | 93 | |
| 12:00 PM | | | 89 | | | 89 | | | 89 | |
| 01:00 PM | | | 124 | | | 124 | | | 124 | |
| 02:00 PM | | | 119 | | | 119 | | | 119 | |
| 03:00 PM | | | 123 | | | 123 | | | 123 | |
| 04:00 PM | | | 143 | | | 143 | | | 143 | |
| 05:00 PM | | | 151 | | | 151 | | | 151 | |
| 06:00 PM | | | 101 | | | 101 | | | 101 | |
| 07:00 PM | | | 58 | | | 58 | | | 58 | |
| 08:00 PM | | | 43 | | | 43 | | | 43 | |
| 09:00 PM | | | 35 | | | 35 | | | 35 | |
| 10:00 PM | | | 29 | | | 29 | | | 29 | |
| 11:00 PM | | | 17 | | | 17 | | | 17 | |
| Day Total | | | 1848 | | | 1848 | | | 1848 | |
| % Weekday Average | | | 100% | | | | | | | |
| % Week Average | | | 100% | | | 100% | | | | |
| AM Peak Volume | | | 7:00 AM 184 | | | 7:00 AM 184 | | | 7:00 AM 184 | |
| PM Peak Volume | | | 5:00 PM 151 | | | 5:00 PM 151 | | | 5:00 PM 151 | |

Comments:

Type of report: Tube Count - Vehicle Classification Data

LOCATION: EB SE McGillivray Blvd west of SE 132nd Ave
SPECIFIC LOCATION:
CITY/STATE: Vancouver, WA

QC JOB #: 15932044
DIRECTION: EB
DATE: Oct 26 2022

| Start Time | FHWA | | Total |
|--------------------|----------------|---------------|----------------|
| | Classes 1-3 | Classes 4-13 | |
| 12:00 AM | 24 | 0 | 24 |
| 01:00 AM | 13 | 0 | 13 |
| 02:00 AM | 10 | 0 | 10 |
| 03:00 AM | 4 | 0 | 4 |
| 04:00 AM | 19 | 1 | 20 |
| 05:00 AM | 32 | 0 | 32 |
| 06:00 AM | 86 | 3 | 89 |
| 07:00 AM | 210 | 18 | 228 |
| 08:00 AM | 277 | 12 | 289 |
| 09:00 AM | 210 | 9 | 219 |
| 10:00 AM | 237 | 15 | 252 |
| 11:00 AM | 232 | 16 | 248 |
| 12:00 PM | 256 | 7 | 263 |
| 01:00 PM | 287 | 21 | 308 |
| 02:00 PM | 333 | 23 | 356 |
| 03:00 PM | 404 | 20 | 424 |
| 04:00 PM | 497 | 9 | 506 |
| 05:00 PM | 493 | 5 | 498 |
| 06:00 PM | 390 | 3 | 393 |
| 07:00 PM | 213 | 4 | 217 |
| 08:00 PM | 180 | 0 | 180 |
| 09:00 PM | 107 | 0 | 107 |
| 10:00 PM | 79 | 0 | 79 |
| 11:00 PM | 48 | 1 | 49 |
| Day Total | 4641 | 167 | 4808 |
| Percent | 96.5% | 3.5% | |
| ADT 4808 | | | |
| AM Peak Volume | 8:00 AM 277 | 7:00 AM 18 | 8:00 AM 289 |
| PM Peak Volume | 4:00 PM 497 | 2:00 PM 23 | 4:00 PM 506 |

Comments:

LOCATION: EB SE McGillivray Blvd west of SE 132nd Ave
SPECIFIC LOCATION:
CITY/STATE: Vancouver, WA

QC JOB #: 15932044
DIRECTION: EB
DATE: Oct 26 2022

| Start Time | FHWA Classes 1-3 | FHWA Classes 4- 13 | Total |
|--------------------|---------------------|--------------------------|-------|
| Grand Total | 4641 | 167 | 4808 |
| Percent | 96.5% | 3.5% | |
| ADT 4808 | | | |

Comments:



Type of report: Tube Count - Volume Data

| LOCATION: EB SE McGillivray Blvd west of SE 132nd Ave SPECIFIC LOCATION: CITY/STATE: Vancouver, WA | | | | | | | QC JOB #: 15932044 DIRECTION: EB DATE: Oct 26 2022 - Oct 26 2022 | | | |
|---|-----|-----|------------------|-----|-----|-----------------------------------|---|-----|--------------------------------|----------------------|
| Start Time | Mon | Tue | Wed 26 Oct 22 | Thu | Fri | Average Weekday Hourly Traffic | Sat | Sun | Average Week Hourly Traffic | Average Week Profile |
| 12:00 AM | | | 24 | | | 24 | | | 24 | |
| 01:00 AM | | | 13 | | | 13 | | | 13 | |
| 02:00 AM | | | 10 | | | 10 | | | 10 | |
| 03:00 AM | | | 4 | | | 4 | | | 4 | |
| 04:00 AM | | | 20 | | | 20 | | | 20 | |
| 05:00 AM | | | 32 | | | 32 | | | 32 | |
| 06:00 AM | | | 89 | | | 89 | | | 89 | |
| 07:00 AM | | | 228 | | | 228 | | | 228 | |
| 08:00 AM | | | 289 | | | 289 | | | 289 | |
| 09:00 AM | | | 219 | | | 219 | | | 219 | |
| 10:00 AM | | | 252 | | | 252 | | | 252 | |
| 11:00 AM | | | 248 | | | 248 | | | 248 | |
| 12:00 PM | | | 263 | | | 263 | | | 263 | |
| 01:00 PM | | | 308 | | | 308 | | | 308 | |
| 02:00 PM | | | 356 | | | 356 | | | 356 | |
| 03:00 PM | | | 424 | | | 424 | | | 424 | |
| 04:00 PM | | | 506 | | | 506 | | | 506 | |
| 05:00 PM | | | 498 | | | 498 | | | 498 | |
| 06:00 PM | | | 393 | | | 393 | | | 393 | |
| 07:00 PM | | | 217 | | | 217 | | | 217 | |
| 08:00 PM | | | 180 | | | 180 | | | 180 | |
| 09:00 PM | | | 107 | | | 107 | | | 107 | |
| 10:00 PM | | | 79 | | | 79 | | | 79 | |
| 11:00 PM | | | 49 | | | 49 | | | 49 | |
| Day Total | | | 4808 | | | 4808 | | | 4808 | |
| % Weekday Average | | | 100% | | | | | | | |
| % Week Average | | | 100% | | | 100% | | | | |
| AM Peak Volume | | | 8:00 AM 289 | | | 8:00 AM 289 | | | 8:00 AM 289 | |
| PM Peak Volume | | | 4:00 PM 506 | | | 4:00 PM 506 | | | 4:00 PM 506 | |

Comments:

Type of report: Tube Count - Vehicle Classification Data

LOCATION: SB SE 136th Ave north of SE McGillivray Blvd
SPECIFIC LOCATION:
CITY/STATE: Vancouver, WA

QC JOB #: 15932045
DIRECTION: SB
DATE: Oct 26 2022

| Start Time | FHWA Classes 1-3 | FHWA Classes 4-13 | Total |
|--------------------|---------------------|----------------------|----------------|
| 12:00 AM | 30 | 0 | 30 |
| 01:00 AM | 11 | 0 | 11 |
| 02:00 AM | 11 | 1 | 12 |
| 03:00 AM | 7 | 1 | 8 |
| 04:00 AM | 13 | 0 | 13 |
| 05:00 AM | 40 | 1 | 41 |
| 06:00 AM | 69 | 3 | 72 |
| 07:00 AM | 238 | 24 | 262 |
| 08:00 AM | 208 | 24 | 232 |
| 09:00 AM | 176 | 12 | 188 |
| 10:00 AM | 196 | 6 | 202 |
| 11:00 AM | 208 | 16 | 224 |
| 12:00 PM | 241 | 10 | 251 |
| 01:00 PM | 259 | 20 | 279 |
| 02:00 PM | 317 | 26 | 343 |
| 03:00 PM | 322 | 15 | 337 |
| 04:00 PM | 422 | 7 | 429 |
| 05:00 PM | 360 | 6 | 366 |
| 06:00 PM | 285 | 4 | 289 |
| 07:00 PM | 186 | 2 | 188 |
| 08:00 PM | 233 | 2 | 235 |
| 09:00 PM | 103 | 2 | 105 |
| 10:00 PM | 78 | 0 | 78 |
| 11:00 PM | 40 | 0 | 40 |
| Day Total | 4053 | 182 | 4235 |
| Percent | 95.7% | 4.3% | |
| ADT 4235 | | | |
| AM Peak Volume | 7:00 AM 238 | 7:00 AM 24 | 7:00 AM 262 |
| PM Peak Volume | 4:00 PM 422 | 2:00 PM 26 | 4:00 PM 429 |

Comments:

LOCATION: SB SE 136th Ave north of SE McGillivray Blvd
SPECIFIC LOCATION:
CITY/STATE: Vancouver, WA

QC JOB #: 15932045
DIRECTION: SB
DATE: Oct 26 2022

| Start Time | FHWA Classes 1-3 | FHWA Classes 4- 13 | Total |
|--------------------|---------------------|--------------------------|-------|
| Grand Total | 4053 | 182 | 4235 |
| Percent | 95.7% | 4.3% | |
| ADT 4235 | | | |

Comments:



Type of report: Tube Count - Volume Data

| LOCATION: SB SE 136th Ave north of SE McGillivray Blvd | | | | | | | QC JOB #: 15932045 | | | |
|--|-----|-----|------------------|-----|-----|-----------------------------------|---------------------------------|-----|--------------------------------|----------------------|
| SPECIFIC LOCATION: | | | | | | | DIRECTION: SB | | | |
| CITY/STATE: Vancouver, WA | | | | | | | DATE: Oct 26 2022 - Oct 26 2022 | | | |
| Start Time | Mon | Tue | Wed 26 Oct 22 | Thu | Fri | Average Weekday Hourly Traffic | Sat | Sun | Average Week Hourly Traffic | Average Week Profile |
| 12:00 AM | | | 30 | | | 30 | | | 30 | |
| 01:00 AM | | | 11 | | | 11 | | | 11 | |
| 02:00 AM | | | 12 | | | 12 | | | 12 | |
| 03:00 AM | | | 8 | | | 8 | | | 8 | |
| 04:00 AM | | | 13 | | | 13 | | | 13 | |
| 05:00 AM | | | 41 | | | 41 | | | 41 | |
| 06:00 AM | | | 72 | | | 72 | | | 72 | |
| 07:00 AM | | | 262 | | | 262 | | | 262 | |
| 08:00 AM | | | 232 | | | 232 | | | 232 | |
| 09:00 AM | | | 188 | | | 188 | | | 188 | |
| 10:00 AM | | | 202 | | | 202 | | | 202 | |
| 11:00 AM | | | 224 | | | 224 | | | 224 | |
| 12:00 PM | | | 251 | | | 251 | | | 251 | |
| 01:00 PM | | | 279 | | | 279 | | | 279 | |
| 02:00 PM | | | 343 | | | 343 | | | 343 | |
| 03:00 PM | | | 337 | | | 337 | | | 337 | |
| 04:00 PM | | | 429 | | | 429 | | | 429 | |
| 05:00 PM | | | 366 | | | 366 | | | 366 | |
| 06:00 PM | | | 289 | | | 289 | | | 289 | |
| 07:00 PM | | | 188 | | | 188 | | | 188 | |
| 08:00 PM | | | 235 | | | 235 | | | 235 | |
| 09:00 PM | | | 105 | | | 105 | | | 105 | |
| 10:00 PM | | | 78 | | | 78 | | | 78 | |
| 11:00 PM | | | 40 | | | 40 | | | 40 | |
| Day Total | | | 4235 | | | 4235 | | | 4235 | |
| % Weekday Average | | | 100% | | | | | | | |
| % Week Average | | | 100% | | | 100% | | | | |
| AM Peak Volume | | | 7:00 AM 262 | | | 7:00 AM 262 | | | 7:00 AM 262 | |
| PM Peak Volume | | | 4:00 PM 429 | | | 4:00 PM 429 | | | 4:00 PM 429 | |

Comments:

Type of report: Tube Count - Vehicle Classification Data

LOCATION: WB SE McGillivray Blvd east of SE 136th Ave
SPECIFIC LOCATION:
CITY/STATE: Vancouver, WA

QC JOB #: 15932046
DIRECTION: WB
DATE: Oct 26 2022

| Start Time | FHWA Classes 1- 3 | FHWA Classes 4- 13 | Total |
|--------------------|-------------------------|--------------------------|----------------|
| 12:00 AM | 22 | 0 | 22 |
| 01:00 AM | 8 | 0 | 8 |
| 02:00 AM | 11 | 0 | 11 |
| 03:00 AM | 10 | 2 | 12 |
| 04:00 AM | 27 | 2 | 29 |
| 05:00 AM | 66 | 2 | 68 |
| 06:00 AM | 167 | 2 | 169 |
| 07:00 AM | 386 | 11 | 397 |
| 08:00 AM | 448 | 21 | 469 |
| 09:00 AM | 236 | 13 | 249 |
| 10:00 AM | 261 | 17 | 278 |
| 11:00 AM | 282 | 13 | 295 |
| 12:00 PM | 319 | 12 | 331 |
| 01:00 PM | 303 | 18 | 321 |
| 02:00 PM | 374 | 26 | 400 |
| 03:00 PM | 442 | 26 | 468 |
| 04:00 PM | 411 | 11 | 422 |
| 05:00 PM | 530 | 9 | 539 |
| 06:00 PM | 361 | 5 | 366 |
| 07:00 PM | 192 | 3 | 195 |
| 08:00 PM | 135 | 1 | 136 |
| 09:00 PM | 75 | 1 | 76 |
| 10:00 PM | 81 | 0 | 81 |
| 11:00 PM | 33 | 0 | 33 |
| Day Total | 5180 | 195 | 5375 |
| Percent | 96.4% | 3.6% | |
| ADT 5375 | | | |
| AM Peak Volume | 8:00 AM 448 | 8:00 AM 21 | 8:00 AM 469 |
| PM Peak Volume | 5:00 PM 530 | 2:00 PM 26 | 5:00 PM 539 |

Comments:

LOCATION: WB SE McGillivray Blvd east of SE 136th Ave **QC JOB #:** 15932046
SPECIFIC LOCATION: **DIRECTION:** WB
CITY/STATE: Vancouver, WA **DATE:** Oct 26 2022

| Start Time | FHWA Classes 1-3 | FHWA Classes 4- 13 | Total |
|--------------------|---------------------|--------------------------|-------|
| Grand Total | 5180 | 195 | 5375 |
| Percent | 96.4% | 3.6% | |
| ADT 5375 | | | |

Comments:



Type of report: Tube Count - Volume Data

| LOCATION: WB SE McGillivray Blvd east of SE 136th Ave | | | | | | | QC JOB #: 15932046 | | | |
|---|-----|-----|------------------|-----|-----|-----------------------------------|---------------------------------|-----|--------------------------------|----------------------|
| SPECIFIC LOCATION: | | | | | | | DIRECTION: WB | | | |
| CITY/STATE: Vancouver, WA | | | | | | | DATE: Oct 26 2022 - Oct 26 2022 | | | |
| Start Time | Mon | Tue | Wed 26 Oct 22 | Thu | Fri | Average Weekday Hourly Traffic | Sat | Sun | Average Week Hourly Traffic | Average Week Profile |
| 12:00 AM | | | 22 | | | 22 | | | 22 | |
| 01:00 AM | | | 8 | | | 8 | | | 8 | |
| 02:00 AM | | | 11 | | | 11 | | | 11 | |
| 03:00 AM | | | 12 | | | 12 | | | 12 | |
| 04:00 AM | | | 29 | | | 29 | | | 29 | |
| 05:00 AM | | | 68 | | | 68 | | | 68 | |
| 06:00 AM | | | 169 | | | 169 | | | 169 | |
| 07:00 AM | | | 397 | | | 397 | | | 397 | |
| 08:00 AM | | | 469 | | | 469 | | | 469 | |
| 09:00 AM | | | 249 | | | 249 | | | 249 | |
| 10:00 AM | | | 278 | | | 278 | | | 278 | |
| 11:00 AM | | | 295 | | | 295 | | | 295 | |
| 12:00 PM | | | 331 | | | 331 | | | 331 | |
| 01:00 PM | | | 321 | | | 321 | | | 321 | |
| 02:00 PM | | | 400 | | | 400 | | | 400 | |
| 03:00 PM | | | 468 | | | 468 | | | 468 | |
| 04:00 PM | | | 422 | | | 422 | | | 422 | |
| 05:00 PM | | | 539 | | | 539 | | | 539 | |
| 06:00 PM | | | 366 | | | 366 | | | 366 | |
| 07:00 PM | | | 195 | | | 195 | | | 195 | |
| 08:00 PM | | | 136 | | | 136 | | | 136 | |
| 09:00 PM | | | 76 | | | 76 | | | 76 | |
| 10:00 PM | | | 81 | | | 81 | | | 81 | |
| 11:00 PM | | | 33 | | | 33 | | | 33 | |
| Day Total | | | 5375 | | | 5375 | | | 5375 | |
| % Weekday Average | | | 100% | | | | | | | |
| % Week Average | | | 100% | | | 100% | | | | |
| AM Peak Volume | | | 8:00 AM 469 | | | 8:00 AM 469 | | | 8:00 AM 469 | |
| PM Peak Volume | | | 5:00 PM 539 | | | 5:00 PM 539 | | | 5:00 PM 539 | |

Comments:

Type of report: Tube Count - Vehicle Classification Data

LOCATION: NB SE 136th Ave south of SE McGillivray Blvd
SPECIFIC LOCATION:
CITY/STATE: Vancouver, WA

QC JOB #: 15932047
DIRECTION: NB
DATE: Oct 26 2022

| Start Time | FHWA | | Total |
|-------------------|---------------|---------------|---------------|
| | Classes 1-3 | Classes 4-13 | |
| 12:00 AM | 7 | 0 | 7 |
| 01:00 AM | 5 | 0 | 5 |
| 02:00 AM | 1 | 0 | 1 |
| 03:00 AM | 5 | 0 | 5 |
| 04:00 AM | 12 | 0 | 12 |
| 05:00 AM | 26 | 0 | 26 |
| 06:00 AM | 53 | 0 | 53 |
| 07:00 AM | 56 | 3 | 59 |
| 08:00 AM | 53 | 3 | 56 |
| 09:00 AM | 27 | 0 | 27 |
| 10:00 AM | 36 | 2 | 38 |
| 11:00 AM | 36 | 5 | 41 |
| 12:00 PM | 42 | 1 | 43 |
| 01:00 PM | 42 | 3 | 45 |
| 02:00 PM | 46 | 0 | 46 |
| 03:00 PM | 35 | 2 | 37 |
| 04:00 PM | 45 | 0 | 45 |
| 05:00 PM | 64 | 1 | 65 |
| 06:00 PM | 43 | 0 | 43 |
| 07:00 PM | 40 | 0 | 40 |
| 08:00 PM | 22 | 0 | 22 |
| 09:00 PM | 19 | 0 | 19 |
| 10:00 PM | 8 | 0 | 8 |
| 11:00 PM | 2 | 0 | 2 |
| Day Total | 725 | 20 | 745 |
| Percent | 97.3% | 2.7% | |
| ADT 745 | | | |
| AM Peak Volume | 7:00 AM 56 | 11:00 AM 5 | 7:00 AM 59 |
| PM Peak Volume | 5:00 PM 64 | 1:00 PM 3 | 5:00 PM 65 |

Comments:

LOCATION: NB SE 136th Ave south of SE McGillivray Blvd **QC JOB #:** 15932047
SPECIFIC LOCATION: **DIRECTION:** NB
CITY/STATE: Vancouver, WA **DATE:** Oct 26 2022

| Start Time | FHWA Classes 1-3 | FHWA Classes 4- 13 | Total |
|--------------------|---|--------------------------|-------|
| Grand Total | 725 | 20 | 745 |
| Percent | 97.3% | 2.7% | |
| ADT 745 |  | | |

Comments:



Type of report: Tube Count - Volume Data

| LOCATION: NB SE 136th Ave south of SE McGillivray Blvd SPECIFIC LOCATION: CITY/STATE: Vancouver, WA | | | | | | | QC JOB #: 15932047 DIRECTION: NB DATE: Oct 26 2022 - Oct 26 2022 | | | |
|--|-----|-----|------------------|-----|-----|-----------------------------------|---|-----|--------------------------------|----------------------|
| Start Time | Mon | Tue | Wed 26 Oct 22 | Thu | Fri | Average Weekday Hourly Traffic | Sat | Sun | Average Week Hourly Traffic | Average Week Profile |
| 12:00 AM | | | 7 | | | 7 | | | 7 | |
| 01:00 AM | | | 5 | | | 5 | | | 5 | |
| 02:00 AM | | | 1 | | | 1 | | | 1 | |
| 03:00 AM | | | 5 | | | 5 | | | 5 | |
| 04:00 AM | | | 12 | | | 12 | | | 12 | |
| 05:00 AM | | | 26 | | | 26 | | | 26 | |
| 06:00 AM | | | 53 | | | 53 | | | 53 | |
| 07:00 AM | | | 59 | | | 59 | | | 59 | |
| 08:00 AM | | | 56 | | | 56 | | | 56 | |
| 09:00 AM | | | 27 | | | 27 | | | 27 | |
| 10:00 AM | | | 38 | | | 38 | | | 38 | |
| 11:00 AM | | | 41 | | | 41 | | | 41 | |
| 12:00 PM | | | 43 | | | 43 | | | 43 | |
| 01:00 PM | | | 45 | | | 45 | | | 45 | |
| 02:00 PM | | | 46 | | | 46 | | | 46 | |
| 03:00 PM | | | 37 | | | 37 | | | 37 | |
| 04:00 PM | | | 45 | | | 45 | | | 45 | |
| 05:00 PM | | | 65 | | | 65 | | | 65 | |
| 06:00 PM | | | 43 | | | 43 | | | 43 | |
| 07:00 PM | | | 40 | | | 40 | | | 40 | |
| 08:00 PM | | | 22 | | | 22 | | | 22 | |
| 09:00 PM | | | 19 | | | 19 | | | 19 | |
| 10:00 PM | | | 8 | | | 8 | | | 8 | |
| 11:00 PM | | | 2 | | | 2 | | | 2 | |
| Day Total | | | 745 | | | 745 | | | 745 | |
| % Weekday Average | | | 100% | | | | | | | |
| % Week Average | | | 100% | | | 100% | | | | |
| AM Peak Volume | | | 7:00 AM 59 | | | 7:00 AM 59 | | | 7:00 AM 59 | |
| PM Peak Volume | | | 5:00 PM 65 | | | 5:00 PM 65 | | | 5:00 PM 65 | |

Comments:

Type of report: Tube Count - Vehicle Classification Data

LOCATION: EB SE McGillivray Blvd west of SE 136th Ave
SPECIFIC LOCATION:
CITY/STATE: Vancouver, WA

QC JOB #: 15932048
DIRECTION: EB
DATE: Oct 26 2022

| Start Time | FHWA | | Total |
|--------------------|----------------|---------------|----------------|
| | Classes 1-3 | Classes 4-13 | |
| 12:00 AM | 19 | 0 | 19 |
| 01:00 AM | 9 | 0 | 9 |
| 02:00 AM | 9 | 0 | 9 |
| 03:00 AM | 4 | 0 | 4 |
| 04:00 AM | 14 | 0 | 14 |
| 05:00 AM | 35 | 1 | 36 |
| 06:00 AM | 79 | 2 | 81 |
| 07:00 AM | 207 | 14 | 221 |
| 08:00 AM | 284 | 24 | 308 |
| 09:00 AM | 199 | 21 | 220 |
| 10:00 AM | 235 | 10 | 245 |
| 11:00 AM | 215 | 10 | 225 |
| 12:00 PM | 261 | 6 | 267 |
| 01:00 PM | 273 | 12 | 285 |
| 02:00 PM | 323 | 23 | 346 |
| 03:00 PM | 371 | 22 | 393 |
| 04:00 PM | 451 | 11 | 462 |
| 05:00 PM | 438 | 4 | 442 |
| 06:00 PM | 351 | 1 | 352 |
| 07:00 PM | 172 | 1 | 173 |
| 08:00 PM | 138 | 0 | 138 |
| 09:00 PM | 82 | 2 | 84 |
| 10:00 PM | 68 | 0 | 68 |
| 11:00 PM | 42 | 0 | 42 |
| Day Total | 4279 | 164 | 4443 |
| Percent | 96.3% | 3.7% | |
| ADT 4443 | | | |
| AM Peak Volume | 8:00 AM 284 | 8:00 AM 24 | 8:00 AM 308 |
| PM Peak Volume | 4:00 PM 451 | 2:00 PM 23 | 4:00 PM 462 |

Comments:

LOCATION: EB SE McGillivray Blvd west of SE 136th Ave
SPECIFIC LOCATION:
CITY/STATE: Vancouver, WA

QC JOB #: 15932048
DIRECTION: EB
DATE: Oct 26 2022

| Start Time | FHWA Classes 1-3 | FHWA Classes 4- 13 | Total |
|--------------------|---------------------|--------------------------|-------|
| Grand Total | 4279 | 164 | 4443 |
| Percent | 96.3% | 3.7% | |
| ADT 4443 | | | |

Comments:



Type of report: Tube Count - Volume Data

| LOCATION: EB SE McGillivray Blvd west of SE 136th Ave | | | | | | | QC JOB #: 15932048 | | | |
|---|-----|-----|------------------|-----|-----|-----------------------------------|---------------------------------|-----|--------------------------------|----------------------|
| SPECIFIC LOCATION: | | | | | | | DIRECTION: EB | | | |
| CITY/STATE: Vancouver, WA | | | | | | | DATE: Oct 26 2022 - Oct 26 2022 | | | |
| Start Time | Mon | Tue | Wed 26 Oct 22 | Thu | Fri | Average Weekday Hourly Traffic | Sat | Sun | Average Week Hourly Traffic | Average Week Profile |
| 12:00 AM | | | 19 | | | 19 | | | 19 | |
| 01:00 AM | | | 9 | | | 9 | | | 9 | |
| 02:00 AM | | | 9 | | | 9 | | | 9 | |
| 03:00 AM | | | 4 | | | 4 | | | 4 | |
| 04:00 AM | | | 14 | | | 14 | | | 14 | |
| 05:00 AM | | | 36 | | | 36 | | | 36 | |
| 06:00 AM | | | 81 | | | 81 | | | 81 | |
| 07:00 AM | | | 221 | | | 221 | | | 221 | |
| 08:00 AM | | | 308 | | | 308 | | | 308 | |
| 09:00 AM | | | 220 | | | 220 | | | 220 | |
| 10:00 AM | | | 245 | | | 245 | | | 245 | |
| 11:00 AM | | | 225 | | | 225 | | | 225 | |
| 12:00 PM | | | 267 | | | 267 | | | 267 | |
| 01:00 PM | | | 285 | | | 285 | | | 285 | |
| 02:00 PM | | | 346 | | | 346 | | | 346 | |
| 03:00 PM | | | 393 | | | 393 | | | 393 | |
| 04:00 PM | | | 462 | | | 462 | | | 462 | |
| 05:00 PM | | | 442 | | | 442 | | | 442 | |
| 06:00 PM | | | 352 | | | 352 | | | 352 | |
| 07:00 PM | | | 173 | | | 173 | | | 173 | |
| 08:00 PM | | | 138 | | | 138 | | | 138 | |
| 09:00 PM | | | 84 | | | 84 | | | 84 | |
| 10:00 PM | | | 68 | | | 68 | | | 68 | |
| 11:00 PM | | | 42 | | | 42 | | | 42 | |
| Day Total | | | 4443 | | | 4443 | | | 4443 | |
| % Weekday Average | | | 100% | | | | | | | |
| % Week Average | | | 100% | | | 100% | | | | |
| AM Peak Volume | | | 8:00 AM 308 | | | 8:00 AM 308 | | | 8:00 AM 308 | |
| PM Peak Volume | | | 4:00 PM 462 | | | 4:00 PM 462 | | | 4:00 PM 462 | |

Comments:

Type of report: Tube Count - Vehicle Classification Data

LOCATION: SB SE 19th St north of SE McGillivray Blvd

SPECIFIC LOCATION:

CITY/STATE: Vancouver, WA

QC JOB #: 15932049

DIRECTION: SB

DATE: Oct 26 2022

| Start Time | FHWA | FHWA | Total |
|-------------------|---------------|--------------|---------------|
| | Classes 1-3 | Classes 4-13 | |
| 12:00 AM | 4 | 0 | 4 |
| 01:00 AM | 7 | 0 | 7 |
| 02:00 AM | 1 | 0 | 1 |
| 03:00 AM | 2 | 0 | 2 |
| 04:00 AM | 5 | 0 | 5 |
| 05:00 AM | 13 | 0 | 13 |
| 06:00 AM | 29 | 1 | 30 |
| 07:00 AM | 33 | 2 | 35 |
| 08:00 AM | 37 | 3 | 40 |
| 09:00 AM | 24 | 0 | 24 |
| 10:00 AM | 33 | 3 | 36 |
| 11:00 AM | 29 | 2 | 31 |
| 12:00 PM | 43 | 0 | 43 |
| 01:00 PM | 46 | 1 | 47 |
| 02:00 PM | 62 | 3 | 65 |
| 03:00 PM | 39 | 0 | 39 |
| 04:00 PM | 48 | 1 | 49 |
| 05:00 PM | 62 | 1 | 63 |
| 06:00 PM | 50 | 1 | 51 |
| 07:00 PM | 32 | 0 | 32 |
| 08:00 PM | 27 | 0 | 27 |
| 09:00 PM | 17 | 0 | 17 |
| 10:00 PM | 13 | 0 | 13 |
| 11:00 PM | 7 | 0 | 7 |
| Day Total | 663 | 18 | 681 |
| Percent | 97.4% | 2.6% | |
| ADT 681 | | | |
| AM Peak Volume | 8:00 AM 37 | 8:00 AM 3 | 8:00 AM 40 |
| PM Peak Volume | 2:00 PM 62 | 2:00 PM 3 | 2:00 PM 65 |

Comments:

LOCATION: SB SE 19th St north of SE McGillivray Blvd **QC JOB #:** 15932049
SPECIFIC LOCATION: **DIRECTION:** SB
CITY/STATE: Vancouver, WA **DATE:** Oct 26 2022

| Start Time | FHWA Classes 1-3 | FHWA Classes 4- 13 | Total |
|--------------------|---|--------------------------|-------|
| Grand Total | 663 | 18 | 681 |
| Percent | 97.4% | 2.6% | |
| ADT 681 |  | | |

Comments:



Type of report: Tube Count - Volume Data

| LOCATION: SB SE 19th St north of SE McGillivray Blvd SPECIFIC LOCATION: CITY/STATE: Vancouver, WA | | | | | | | QC JOB #: 15932049 DIRECTION: SB DATE: Oct 26 2022 - Oct 26 2022 | | | |
|--|-----|-----|------------------|-----|-----|-----------------------------------|---|-----|--------------------------------|----------------------|
| Start Time | Mon | Tue | Wed 26 Oct 22 | Thu | Fri | Average Weekday Hourly Traffic | Sat | Sun | Average Week Hourly Traffic | Average Week Profile |
| 12:00 AM | | | 4 | | | 4 | | | 4 | |
| 01:00 AM | | | 7 | | | 7 | | | 7 | |
| 02:00 AM | | | 1 | | | 1 | | | 1 | |
| 03:00 AM | | | 2 | | | 2 | | | 2 | |
| 04:00 AM | | | 5 | | | 5 | | | 5 | |
| 05:00 AM | | | 13 | | | 13 | | | 13 | |
| 06:00 AM | | | 30 | | | 30 | | | 30 | |
| 07:00 AM | | | 35 | | | 35 | | | 35 | |
| 08:00 AM | | | 40 | | | 40 | | | 40 | |
| 09:00 AM | | | 24 | | | 24 | | | 24 | |
| 10:00 AM | | | 36 | | | 36 | | | 36 | |
| 11:00 AM | | | 31 | | | 31 | | | 31 | |
| 12:00 PM | | | 43 | | | 43 | | | 43 | |
| 01:00 PM | | | 47 | | | 47 | | | 47 | |
| 02:00 PM | | | 65 | | | 65 | | | 65 | |
| 03:00 PM | | | 39 | | | 39 | | | 39 | |
| 04:00 PM | | | 49 | | | 49 | | | 49 | |
| 05:00 PM | | | 63 | | | 63 | | | 63 | |
| 06:00 PM | | | 51 | | | 51 | | | 51 | |
| 07:00 PM | | | 32 | | | 32 | | | 32 | |
| 08:00 PM | | | 27 | | | 27 | | | 27 | |
| 09:00 PM | | | 17 | | | 17 | | | 17 | |
| 10:00 PM | | | 13 | | | 13 | | | 13 | |
| 11:00 PM | | | 7 | | | 7 | | | 7 | |
| Day Total | | | 681 | | | 681 | | | 681 | |
| % Weekday Average | | | 100% | | | | | | | |
| % Week Average | | | 100% | | | 100% | | | | |
| AM Peak Volume | | | 8:00 AM 40 | | | 8:00 AM 40 | | | 8:00 AM 40 | |
| PM Peak Volume | | | 2:00 PM 65 | | | 2:00 PM 65 | | | 2:00 PM 65 | |

Comments:

Report generated on 11/17/2022 3:14 PM

SOURCE: Quality Counts, LLC (<http://www.qualitycounts.net>)

Type of report: Tube Count - Vehicle Classification Data

LOCATION: WB SE McGillivray Blvd east of SE 19th St

QC JOB #: 15932050

SPECIFIC LOCATION:

DIRECTION: WB

CITY/STATE: Vancouver, WA

DATE: Oct 26 2022

| Start Time | FHWA | | Total |
|--------------------|----------------|---------------|----------------|
| | Classes 1-3 | Classes 4-13 | |
| 12:00 AM | 17 | 0 | 17 |
| 01:00 AM | 7 | 0 | 7 |
| 02:00 AM | 11 | 0 | 11 |
| 03:00 AM | 10 | 0 | 10 |
| 04:00 AM | 20 | 2 | 22 |
| 05:00 AM | 50 | 2 | 52 |
| 06:00 AM | 138 | 2 | 140 |
| 07:00 AM | 362 | 13 | 375 |
| 08:00 AM | 461 | 25 | 486 |
| 09:00 AM | 244 | 13 | 257 |
| 10:00 AM | 266 | 17 | 283 |
| 11:00 AM | 305 | 14 | 319 |
| 12:00 PM | 327 | 13 | 340 |
| 01:00 PM | 314 | 18 | 332 |
| 02:00 PM | 364 | 24 | 388 |
| 03:00 PM | 489 | 15 | 504 |
| 04:00 PM | 442 | 16 | 458 |
| 05:00 PM | 568 | 10 | 578 |
| 06:00 PM | 409 | 4 | 413 |
| 07:00 PM | 224 | 4 | 228 |
| 08:00 PM | 147 | 2 | 149 |
| 09:00 PM | 86 | 1 | 87 |
| 10:00 PM | 74 | 0 | 74 |
| 11:00 PM | 33 | 0 | 33 |
| Day Total | 5368 | 195 | 5563 |
| Percent | 96.5% | 3.5% | |
| ADT 5563 | | | |
| AM Peak Volume | 8:00 AM 461 | 8:00 AM 25 | 8:00 AM 486 |
| PM Peak Volume | 5:00 PM 568 | 2:00 PM 24 | 5:00 PM 578 |

Comments:

LOCATION: WB SE McGillivray Blvd east of SE 19th St **QC JOB #:** 15932050
SPECIFIC LOCATION: **DIRECTION:** WB
CITY/STATE: Vancouver, WA **DATE:** Oct 26 2022

| Start Time | FHWA Classes 1-3 | FHWA Classes 4- 13 | Total |
|--------------------|---------------------|--------------------------|-------|
| Grand Total | 5368 | 195 | 5563 |
| Percent | 96.5% | 3.5% | |
| ADT 5563 | | | |

Comments:



Type of report: Tube Count - Volume Data

| LOCATION: WB SE McGillivray Blvd east of SE 19th St | | | | | | | QC JOB #: 15932050 | | | |
|---|-----|-----|------------------|-----|-----|-----------------------------------|---------------------------------|-----|--------------------------------|----------------------|
| SPECIFIC LOCATION: | | | | | | | DIRECTION: WB | | | |
| CITY/STATE: Vancouver, WA | | | | | | | DATE: Oct 26 2022 - Oct 26 2022 | | | |
| Start Time | Mon | Tue | Wed 26 Oct 22 | Thu | Fri | Average Weekday Hourly Traffic | Sat | Sun | Average Week Hourly Traffic | Average Week Profile |
| 12:00 AM | | | 17 | | | 17 | | | 17 | |
| 01:00 AM | | | 7 | | | 7 | | | 7 | |
| 02:00 AM | | | 11 | | | 11 | | | 11 | |
| 03:00 AM | | | 10 | | | 10 | | | 10 | |
| 04:00 AM | | | 22 | | | 22 | | | 22 | |
| 05:00 AM | | | 52 | | | 52 | | | 52 | |
| 06:00 AM | | | 140 | | | 140 | | | 140 | |
| 07:00 AM | | | 375 | | | 375 | | | 375 | |
| 08:00 AM | | | 486 | | | 486 | | | 486 | |
| 09:00 AM | | | 257 | | | 257 | | | 257 | |
| 10:00 AM | | | 283 | | | 283 | | | 283 | |
| 11:00 AM | | | 319 | | | 319 | | | 319 | |
| 12:00 PM | | | 340 | | | 340 | | | 340 | |
| 01:00 PM | | | 332 | | | 332 | | | 332 | |
| 02:00 PM | | | 388 | | | 388 | | | 388 | |
| 03:00 PM | | | 504 | | | 504 | | | 504 | |
| 04:00 PM | | | 458 | | | 458 | | | 458 | |
| 05:00 PM | | | 578 | | | 578 | | | 578 | |
| 06:00 PM | | | 413 | | | 413 | | | 413 | |
| 07:00 PM | | | 228 | | | 228 | | | 228 | |
| 08:00 PM | | | 149 | | | 149 | | | 149 | |
| 09:00 PM | | | 87 | | | 87 | | | 87 | |
| 10:00 PM | | | 74 | | | 74 | | | 74 | |
| 11:00 PM | | | 33 | | | 33 | | | 33 | |
| Day Total | | | 5563 | | | 5563 | | | 5563 | |
| % Weekday Average | | | 100% | | | | | | | |
| % Week Average | | | 100% | | | 100% | | | | |
| AM Peak Volume | | | 8:00 AM 486 | | | 8:00 AM 486 | | | 8:00 AM 486 | |
| PM Peak Volume | | | 5:00 PM 578 | | | 5:00 PM 578 | | | 5:00 PM 578 | |

Comments:

Type of report: Tube Count - Vehicle Classification Data

LOCATION: NB SE 19th St south of SE McGillivray Blvd

SPECIFIC LOCATION:

CITY/STATE: Vancouver, WA

QC JOB #: 15932051

DIRECTION: NB

DATE: Oct 26 2022

| Start Time | FHWA | | Total |
|-------------------|---------------|--------------|---------------|
| | Classes 1-3 | Classes 4-13 | |
| 12:00 AM | 3 | 0 | 3 |
| 01:00 AM | 1 | 0 | 1 |
| 02:00 AM | 1 | 0 | 1 |
| 03:00 AM | 4 | 1 | 5 |
| 04:00 AM | 9 | 0 | 9 |
| 05:00 AM | 17 | 0 | 17 |
| 06:00 AM | 36 | 0 | 36 |
| 07:00 AM | 55 | 2 | 57 |
| 08:00 AM | 86 | 3 | 89 |
| 09:00 AM | 48 | 5 | 53 |
| 10:00 AM | 37 | 2 | 39 |
| 11:00 AM | 43 | 2 | 45 |
| 12:00 PM | 48 | 2 | 50 |
| 01:00 PM | 45 | 4 | 49 |
| 02:00 PM | 50 | 4 | 54 |
| 03:00 PM | 48 | 2 | 50 |
| 04:00 PM | 45 | 1 | 46 |
| 05:00 PM | 59 | 2 | 61 |
| 06:00 PM | 52 | 0 | 52 |
| 07:00 PM | 27 | 0 | 27 |
| 08:00 PM | 25 | 0 | 25 |
| 09:00 PM | 16 | 0 | 16 |
| 10:00 PM | 13 | 0 | 13 |
| 11:00 PM | 7 | 0 | 7 |
| Day Total | 775 | 30 | 805 |
| Percent | 96.3% | 3.7% | |
| ADT 805 | | | |
| AM Peak Volume | 8:00 AM 86 | 9:00 AM 5 | 8:00 AM 89 |
| PM Peak Volume | 5:00 PM 59 | 1:00 PM 4 | 5:00 PM 61 |

Comments:

LOCATION: NB SE 19th St south of SE McGillivray Blvd **QC JOB #:** 15932051
SPECIFIC LOCATION: **DIRECTION:** NB
CITY/STATE: Vancouver, WA **DATE:** Oct 26 2022

| Start Time | FHWA Classes 1-3 | FHWA Classes 4- 13 | Total |
|--------------------|---------------------|--------------------------|-------|
| Grand Total | 775 | 30 | 805 |
| Percent | 96.3% | 3.7% | |
| ADT 805 | | | |

Comments:



Type of report: Tube Count - Volume Data

| LOCATION: NB SE 19th St south of SE McGillivray Blvd SPECIFIC LOCATION: CITY/STATE: Vancouver, WA | | | | | | | QC JOB #: 15932051 DIRECTION: NB DATE: Oct 26 2022 - Oct 26 2022 | | | |
|--|-----|-----|------------------|-----|-----|-----------------------------------|---|-----|--------------------------------|----------------------|
| Start Time | Mon | Tue | Wed 26 Oct 22 | Thu | Fri | Average Weekday Hourly Traffic | Sat | Sun | Average Week Hourly Traffic | Average Week Profile |
| 12:00 AM | | | 3 | | | 3 | | | 3 | |
| 01:00 AM | | | 1 | | | 1 | | | 1 | |
| 02:00 AM | | | 1 | | | 1 | | | 1 | |
| 03:00 AM | | | 5 | | | 5 | | | 5 | |
| 04:00 AM | | | 9 | | | 9 | | | 9 | |
| 05:00 AM | | | 17 | | | 17 | | | 17 | |
| 06:00 AM | | | 36 | | | 36 | | | 36 | |
| 07:00 AM | | | 57 | | | 57 | | | 57 | |
| 08:00 AM | | | 89 | | | 89 | | | 89 | |
| 09:00 AM | | | 53 | | | 53 | | | 53 | |
| 10:00 AM | | | 39 | | | 39 | | | 39 | |
| 11:00 AM | | | 45 | | | 45 | | | 45 | |
| 12:00 PM | | | 50 | | | 50 | | | 50 | |
| 01:00 PM | | | 49 | | | 49 | | | 49 | |
| 02:00 PM | | | 54 | | | 54 | | | 54 | |
| 03:00 PM | | | 50 | | | 50 | | | 50 | |
| 04:00 PM | | | 46 | | | 46 | | | 46 | |
| 05:00 PM | | | 61 | | | 61 | | | 61 | |
| 06:00 PM | | | 52 | | | 52 | | | 52 | |
| 07:00 PM | | | 27 | | | 27 | | | 27 | |
| 08:00 PM | | | 25 | | | 25 | | | 25 | |
| 09:00 PM | | | 16 | | | 16 | | | 16 | |
| 10:00 PM | | | 13 | | | 13 | | | 13 | |
| 11:00 PM | | | 7 | | | 7 | | | 7 | |
| Day Total | | | 805 | | | 805 | | | 805 | |
| % Weekday Average | | | 100% | | | | | | | |
| % Week Average | | | 100% | | | 100% | | | | |
| AM Peak Volume | | | 8:00 AM 89 | | | 8:00 AM 89 | | | 8:00 AM 89 | |
| PM Peak Volume | | | 5:00 PM 61 | | | 5:00 PM 61 | | | 5:00 PM 61 | |

Comments:

Type of report: Tube Count - Vehicle Classification Data

LOCATION: EB SE McGillivray Blvd west of SE 19th St

QC JOB #: 15932052

SPECIFIC LOCATION:

DIRECTION: EB

CITY/STATE: Vancouver, WA

DATE: Oct 26 2022

| Start Time | FHWA | FHWA | Total |
|--------------------|----------------|---------------|----------------|
| | Classes 1-3 | Classes 4-13 | |
| 12:00 AM | 24 | 0 | 24 |
| 01:00 AM | 12 | 0 | 12 |
| 02:00 AM | 11 | 0 | 11 |
| 03:00 AM | 8 | 1 | 9 |
| 04:00 AM | 11 | 0 | 11 |
| 05:00 AM | 32 | 1 | 33 |
| 06:00 AM | 89 | 7 | 96 |
| 07:00 AM | 203 | 11 | 214 |
| 08:00 AM | 347 | 35 | 382 |
| 09:00 AM | 222 | 14 | 236 |
| 10:00 AM | 271 | 18 | 289 |
| 11:00 AM | 275 | 13 | 288 |
| 12:00 PM | 312 | 11 | 323 |
| 01:00 PM | 301 | 21 | 322 |
| 02:00 PM | 403 | 26 | 429 |
| 03:00 PM | 443 | 22 | 465 |
| 04:00 PM | 520 | 14 | 534 |
| 05:00 PM | 515 | 6 | 521 |
| 06:00 PM | 354 | 3 | 357 |
| 07:00 PM | 201 | 2 | 203 |
| 08:00 PM | 207 | 3 | 210 |
| 09:00 PM | 92 | 1 | 93 |
| 10:00 PM | 87 | 0 | 87 |
| 11:00 PM | 39 | 1 | 40 |
| Day Total | 4979 | 210 | 5189 |
| Percent | 96% | 4% | |
| ADT 5189 | | | |
| AM Peak Volume | 8:00 AM 347 | 8:00 AM 35 | 8:00 AM 382 |
| PM Peak Volume | 4:00 PM 520 | 2:00 PM 26 | 4:00 PM 534 |

Comments:

LOCATION: EB SE McGillivray Blvd west of SE 19th St **QC JOB #:** 15932052
SPECIFIC LOCATION: **DIRECTION:** EB
CITY/STATE: Vancouver, WA **DATE:** Oct 26 2022

| Start Time | FHWA Classes 1-3 | FHWA Classes 4- 13 | Total |
|--------------------|---------------------|--------------------------|-------|
| Grand Total | 4979 | 210 | 5189 |
| Percent | 96% | 4% | |
| ADT 5189 | | | |

Comments:



Type of report: Tube Count - Volume Data

| LOCATION: EB SE McGillivray Blvd west of SE 19th St | | | | | | | QC JOB #: 15932052 | | | |
|---|-----|-----|------------------|-----|-----|-----------------------------------|---------------------------------|-----|--------------------------------|----------------------|
| SPECIFIC LOCATION: | | | | | | | DIRECTION: EB | | | |
| CITY/STATE: Vancouver, WA | | | | | | | DATE: Oct 26 2022 - Oct 26 2022 | | | |
| Start Time | Mon | Tue | Wed 26 Oct 22 | Thu | Fri | Average Weekday Hourly Traffic | Sat | Sun | Average Week Hourly Traffic | Average Week Profile |
| 12:00 AM | | | 24 | | | 24 | | | 24 | |
| 01:00 AM | | | 12 | | | 12 | | | 12 | |
| 02:00 AM | | | 11 | | | 11 | | | 11 | |
| 03:00 AM | | | 9 | | | 9 | | | 9 | |
| 04:00 AM | | | 11 | | | 11 | | | 11 | |
| 05:00 AM | | | 33 | | | 33 | | | 33 | |
| 06:00 AM | | | 96 | | | 96 | | | 96 | |
| 07:00 AM | | | 214 | | | 214 | | | 214 | |
| 08:00 AM | | | 382 | | | 382 | | | 382 | |
| 09:00 AM | | | 236 | | | 236 | | | 236 | |
| 10:00 AM | | | 289 | | | 289 | | | 289 | |
| 11:00 AM | | | 288 | | | 288 | | | 288 | |
| 12:00 PM | | | 323 | | | 323 | | | 323 | |
| 01:00 PM | | | 322 | | | 322 | | | 322 | |
| 02:00 PM | | | 429 | | | 429 | | | 429 | |
| 03:00 PM | | | 465 | | | 465 | | | 465 | |
| 04:00 PM | | | 534 | | | 534 | | | 534 | |
| 05:00 PM | | | 521 | | | 521 | | | 521 | |
| 06:00 PM | | | 357 | | | 357 | | | 357 | |
| 07:00 PM | | | 203 | | | 203 | | | 203 | |
| 08:00 PM | | | 210 | | | 210 | | | 210 | |
| 09:00 PM | | | 93 | | | 93 | | | 93 | |
| 10:00 PM | | | 87 | | | 87 | | | 87 | |
| 11:00 PM | | | 40 | | | 40 | | | 40 | |
| Day Total | | | 5189 | | | 5189 | | | 5189 | |
| % Weekday Average | | | 100% | | | | | | | |
| % Week Average | | | 100% | | | 100% | | | | |
| AM Peak Volume | | | 8:00 AM 382 | | | 8:00 AM 382 | | | 8:00 AM 382 | |
| PM Peak Volume | | | 4:00 PM 534 | | | 4:00 PM 534 | | | 4:00 PM 534 | |

Comments:

Type of report: Tube Count - Vehicle Classification Data

LOCATION: WB SE McGillivray Blvd east of SE Bella Vista Rd
SPECIFIC LOCATION:
CITY/STATE: Vancouver, WA

QC JOB #: 15932053
DIRECTION: WB
DATE: Oct 26 2022

| Start Time | FHWA | | Total |
|--------------------|----------------|---------------|----------------|
| | Classes 1-3 | Classes 4-13 | |
| 12:00 AM | 16 | 0 | 16 |
| 01:00 AM | 7 | 0 | 7 |
| 02:00 AM | 11 | 0 | 11 |
| 03:00 AM | 8 | 0 | 8 |
| 04:00 AM | 18 | 1 | 19 |
| 05:00 AM | 40 | 2 | 42 |
| 06:00 AM | 119 | 2 | 121 |
| 07:00 AM | 301 | 8 | 309 |
| 08:00 AM | 433 | 24 | 457 |
| 09:00 AM | 217 | 14 | 231 |
| 10:00 AM | 261 | 15 | 276 |
| 11:00 AM | 297 | 12 | 309 |
| 12:00 PM | 325 | 10 | 335 |
| 01:00 PM | 300 | 15 | 315 |
| 02:00 PM | 345 | 23 | 368 |
| 03:00 PM | 476 | 24 | 500 |
| 04:00 PM | 435 | 13 | 448 |
| 05:00 PM | 557 | 9 | 566 |
| 06:00 PM | 397 | 4 | 401 |
| 07:00 PM | 222 | 4 | 226 |
| 08:00 PM | 156 | 2 | 158 |
| 09:00 PM | 80 | 1 | 81 |
| 10:00 PM | 64 | 1 | 65 |
| 11:00 PM | 32 | 0 | 32 |
| Day Total | 5117 | 184 | 5301 |
| Percent | 96.5% | 3.5% | |
| ADT 5301 | | | |
| AM Peak Volume | 8:00 AM 433 | 8:00 AM 24 | 8:00 AM 457 |
| PM Peak Volume | 5:00 PM 557 | 3:00 PM 24 | 5:00 PM 566 |

Comments:

LOCATION: WB SE McGillivray Blvd east of SE Bella Vista Rd
SPECIFIC LOCATION:
CITY/STATE: Vancouver, WA

QC JOB #: 15932053
DIRECTION: WB
DATE: Oct 26 2022

| Start Time | FHWA Classes 1-3 | FHWA Classes 4- 13 | Total |
|--------------------|---------------------|--------------------------|-------|
| Grand Total | 5117 | 184 | 5301 |
| Percent | 96.5% | 3.5% | |
| ADT 5301 | | | |

Comments:



Type of report: Tube Count - Volume Data

| LOCATION: WB SE McGillivray Blvd east of SE Bella Vista Rd | | | | | | | QC JOB #: 15932053 | | | |
|--|-----|-----|------------------|-----|-----|-----------------------------------|---------------------------------|-----|--------------------------------|----------------------|
| SPECIFIC LOCATION: | | | | | | | DIRECTION: WB | | | |
| CITY/STATE: Vancouver, WA | | | | | | | DATE: Oct 26 2022 - Oct 26 2022 | | | |
| Start Time | Mon | Tue | Wed 26 Oct 22 | Thu | Fri | Average Weekday Hourly Traffic | Sat | Sun | Average Week Hourly Traffic | Average Week Profile |
| 12:00 AM | | | 16 | | | 16 | | | 16 | |
| 01:00 AM | | | 7 | | | 7 | | | 7 | |
| 02:00 AM | | | 11 | | | 11 | | | 11 | |
| 03:00 AM | | | 8 | | | 8 | | | 8 | |
| 04:00 AM | | | 19 | | | 19 | | | 19 | |
| 05:00 AM | | | 42 | | | 42 | | | 42 | |
| 06:00 AM | | | 121 | | | 121 | | | 121 | |
| 07:00 AM | | | 309 | | | 309 | | | 309 | |
| 08:00 AM | | | 457 | | | 457 | | | 457 | |
| 09:00 AM | | | 231 | | | 231 | | | 231 | |
| 10:00 AM | | | 276 | | | 276 | | | 276 | |
| 11:00 AM | | | 309 | | | 309 | | | 309 | |
| 12:00 PM | | | 335 | | | 335 | | | 335 | |
| 01:00 PM | | | 315 | | | 315 | | | 315 | |
| 02:00 PM | | | 368 | | | 368 | | | 368 | |
| 03:00 PM | | | 500 | | | 500 | | | 500 | |
| 04:00 PM | | | 448 | | | 448 | | | 448 | |
| 05:00 PM | | | 566 | | | 566 | | | 566 | |
| 06:00 PM | | | 401 | | | 401 | | | 401 | |
| 07:00 PM | | | 226 | | | 226 | | | 226 | |
| 08:00 PM | | | 158 | | | 158 | | | 158 | |
| 09:00 PM | | | 81 | | | 81 | | | 81 | |
| 10:00 PM | | | 65 | | | 65 | | | 65 | |
| 11:00 PM | | | 32 | | | 32 | | | 32 | |
| Day Total | | | 5301 | | | 5301 | | | 5301 | |
| % Weekday Average | | | 100% | | | | | | | |
| % Week Average | | | 100% | | | 100% | | | | |
| AM Peak Volume | | | 8:00 AM 457 | | | 8:00 AM 457 | | | 8:00 AM 457 | |
| PM Peak Volume | | | 5:00 PM 566 | | | 5:00 PM 566 | | | 5:00 PM 566 | |

Comments:

Type of report: Tube Count - Vehicle Classification Data

LOCATION: NB SE Bella Vista Rd south of SE McGillivray Blvd
SPECIFIC LOCATION:
CITY/STATE: Vancouver, WA

QC JOB #: 15932054
DIRECTION: NB
DATE: Oct 26 2022

| Start Time | FHWA | | Total |
|--------------------------|---------------|---------------|---------------|
| | Classes 1-3 | Classes 4-13 | |
| 12:00 AM | 2 | 0 | 2 |
| 01:00 AM | 1 | 0 | 1 |
| 02:00 AM | 0 | 0 | 0 |
| 03:00 AM | 3 | 0 | 3 |
| 04:00 AM | 2 | 1 | 3 |
| 05:00 AM | 10 | 0 | 10 |
| 06:00 AM | 31 | 0 | 31 |
| 07:00 AM | 75 | 0 | 75 |
| 08:00 AM | 63 | 3 | 66 |
| 09:00 AM | 40 | 1 | 41 |
| 10:00 AM | 28 | 4 | 32 |
| 11:00 AM | 41 | 4 | 45 |
| 12:00 PM | 37 | 2 | 39 |
| 01:00 PM | 41 | 3 | 44 |
| 02:00 PM | 49 | 2 | 51 |
| 03:00 PM | 52 | 2 | 54 |
| 04:00 PM | 44 | 1 | 45 |
| 05:00 PM | 50 | 1 | 51 |
| 06:00 PM | 46 | 1 | 47 |
| 07:00 PM | 18 | 0 | 18 |
| 08:00 PM | 9 | 0 | 9 |
| 09:00 PM | 11 | 0 | 11 |
| 10:00 PM | 15 | 0 | 15 |
| 11:00 PM | 1 | 0 | 1 |
| Day Total | 669 | 25 | 694 |
| Percent | 96.4% | 3.6% | |
| ADT 694 | | | |
| AM Peak Volume | 7:00 AM 75 | 10:00 AM 4 | 7:00 AM 75 |
| PM Peak Volume | 3:00 PM 52 | 1:00 PM 3 | 3:00 PM 54 |

Comments:

LOCATION: NB SE Bella Vista Rd south of SE McGillivray Blvd **QC JOB #:** 15932054
SPECIFIC LOCATION: **DIRECTION:** NB
CITY/STATE: Vancouver, WA **DATE:** Oct 26 2022

| Start Time | FHWA Classes 1-3 | FHWA Classes 4- 13 | Total |
|--------------------|---------------------|--------------------------|-------|
| Grand Total | 669 | 25 | 694 |
| Percent | 96.4% | 3.6% | |
| ADT 694 | | | |

Comments:



Type of report: Tube Count - Volume Data

| LOCATION: NB SE Bella Vista Rd south of SE McGillivray Blvd | | | | | | | QC JOB #: 15932054 | | | |
|---|-----|-----|------------------|-----|-----|-----------------------------------|---------------------------------|-----|--------------------------------|----------------------|
| SPECIFIC LOCATION: | | | | | | | DIRECTION: NB | | | |
| CITY/STATE: Vancouver, WA | | | | | | | DATE: Oct 26 2022 - Oct 26 2022 | | | |
| Start Time | Mon | Tue | Wed 26 Oct 22 | Thu | Fri | Average Weekday Hourly Traffic | Sat | Sun | Average Week Hourly Traffic | Average Week Profile |
| 12:00 AM | | | 2 | | | 2 | | | 2 | |
| 01:00 AM | | | 1 | | | 1 | | | 1 | |
| 02:00 AM | | | 0 | | | 0 | | | 0 | |
| 03:00 AM | | | 3 | | | 3 | | | 3 | |
| 04:00 AM | | | 3 | | | 3 | | | 3 | |
| 05:00 AM | | | 10 | | | 10 | | | 10 | |
| 06:00 AM | | | 31 | | | 31 | | | 31 | |
| 07:00 AM | | | 75 | | | 75 | | | 75 | |
| 08:00 AM | | | 66 | | | 66 | | | 66 | |
| 09:00 AM | | | 41 | | | 41 | | | 41 | |
| 10:00 AM | | | 32 | | | 32 | | | 32 | |
| 11:00 AM | | | 45 | | | 45 | | | 45 | |
| 12:00 PM | | | 39 | | | 39 | | | 39 | |
| 01:00 PM | | | 44 | | | 44 | | | 44 | |
| 02:00 PM | | | 51 | | | 51 | | | 51 | |
| 03:00 PM | | | 54 | | | 54 | | | 54 | |
| 04:00 PM | | | 45 | | | 45 | | | 45 | |
| 05:00 PM | | | 51 | | | 51 | | | 51 | |
| 06:00 PM | | | 47 | | | 47 | | | 47 | |
| 07:00 PM | | | 18 | | | 18 | | | 18 | |
| 08:00 PM | | | 9 | | | 9 | | | 9 | |
| 09:00 PM | | | 11 | | | 11 | | | 11 | |
| 10:00 PM | | | 15 | | | 15 | | | 15 | |
| 11:00 PM | | | 1 | | | 1 | | | 1 | |
| Day Total | | | 694 | | | 694 | | | 694 | |
| % Weekday Average | | | 100% | | | | | | | |
| % Week Average | | | 100% | | | 100% | | | | |
| AM Peak Volume | | | 7:00 AM 75 | | | 7:00 AM 75 | | | 7:00 AM 75 | |
| PM Peak Volume | | | 3:00 PM 54 | | | 3:00 PM 54 | | | 3:00 PM 54 | |

Comments:

Report generated on 11/17/2022 3:14 PM

SOURCE: Quality Counts, LLC (<http://www.qualitycounts.net>)

Type of report: Tube Count - Vehicle Classification Data

LOCATION: EB SE McGillivray Blvd west of SE Bella Vista Rd
SPECIFIC LOCATION:
CITY/STATE: Vancouver, WA

QC JOB #: 15932055
DIRECTION: EB
DATE: Oct 26 2022

| Start Time | FHWA | | Total |
|--------------------|----------------|---------------|----------------|
| | Classes 1-3 | Classes 4-13 | |
| 12:00 AM | 21 | 0 | 21 |
| 01:00 AM | 13 | 0 | 13 |
| 02:00 AM | 10 | 0 | 10 |
| 03:00 AM | 8 | 1 | 9 |
| 04:00 AM | 15 | 0 | 15 |
| 05:00 AM | 36 | 1 | 37 |
| 06:00 AM | 103 | 4 | 107 |
| 07:00 AM | 219 | 13 | 232 |
| 08:00 AM | 397 | 34 | 431 |
| 09:00 AM | 241 | 17 | 258 |
| 10:00 AM | 291 | 15 | 306 |
| 11:00 AM | 288 | 14 | 302 |
| 12:00 PM | 331 | 12 | 343 |
| 01:00 PM | 307 | 22 | 329 |
| 02:00 PM | 413 | 29 | 442 |
| 03:00 PM | 459 | 19 | 478 |
| 04:00 PM | 521 | 16 | 537 |
| 05:00 PM | 524 | 6 | 530 |
| 06:00 PM | 365 | 3 | 368 |
| 07:00 PM | 191 | 2 | 193 |
| 08:00 PM | 195 | 3 | 198 |
| 09:00 PM | 81 | 1 | 82 |
| 10:00 PM | 83 | 0 | 83 |
| 11:00 PM | 37 | 1 | 38 |
| Day Total | 5149 | 213 | 5362 |
| Percent | 96% | 4% | |
| ADT 5362 | | | |
| AM Peak Volume | 8:00 AM 397 | 8:00 AM 34 | 8:00 AM 431 |
| PM Peak Volume | 5:00 PM 524 | 2:00 PM 29 | 4:00 PM 537 |

Comments:

LOCATION: EB SE McGillivray Blvd west of SE Bella Vista Rd
SPECIFIC LOCATION:
CITY/STATE: Vancouver, WA

QC JOB #: 15932055
DIRECTION: EB
DATE: Oct 26 2022

| Start Time | FHWA Classes 1-3 | FHWA Classes 4- 13 | Total |
|--------------------|--|--------------------------|-------|
| Grand Total | 5149 | 213 | 5362 |
| Percent | 96% | 4% | |
| ADT 5362 | <p>A bar chart with two bars. The first bar, representing FHWA Classes 1-3, is orange and reaches a height of 5149. The second bar, representing FHWA Classes 4-13, is also orange and reaches a height of 213. The total height of both bars is 5362.</p> | | |

Comments:



Type of report: Tube Count - Volume Data

| LOCATION: EB SE McGillivray Blvd west of SE Bella Vista Rd | | | | | | | QC JOB #: 15932055 | | | |
|--|-----|-----|------------------|-----|-----|-----------------------------------|---------------------------------|-----|--------------------------------|----------------------|
| SPECIFIC LOCATION: | | | | | | | DIRECTION: EB | | | |
| CITY/STATE: Vancouver, WA | | | | | | | DATE: Oct 26 2022 - Oct 26 2022 | | | |
| Start Time | Mon | Tue | Wed 26 Oct 22 | Thu | Fri | Average Weekday Hourly Traffic | Sat | Sun | Average Week Hourly Traffic | Average Week Profile |
| 12:00 AM | | | 21 | | | 21 | | | 21 | |
| 01:00 AM | | | 13 | | | 13 | | | 13 | |
| 02:00 AM | | | 10 | | | 10 | | | 10 | |
| 03:00 AM | | | 9 | | | 9 | | | 9 | |
| 04:00 AM | | | 15 | | | 15 | | | 15 | |
| 05:00 AM | | | 37 | | | 37 | | | 37 | |
| 06:00 AM | | | 107 | | | 107 | | | 107 | |
| 07:00 AM | | | 232 | | | 232 | | | 232 | |
| 08:00 AM | | | 431 | | | 431 | | | 431 | |
| 09:00 AM | | | 258 | | | 258 | | | 258 | |
| 10:00 AM | | | 306 | | | 306 | | | 306 | |
| 11:00 AM | | | 302 | | | 302 | | | 302 | |
| 12:00 PM | | | 343 | | | 343 | | | 343 | |
| 01:00 PM | | | 329 | | | 329 | | | 329 | |
| 02:00 PM | | | 442 | | | 442 | | | 442 | |
| 03:00 PM | | | 478 | | | 478 | | | 478 | |
| 04:00 PM | | | 537 | | | 537 | | | 537 | |
| 05:00 PM | | | 530 | | | 530 | | | 530 | |
| 06:00 PM | | | 368 | | | 368 | | | 368 | |
| 07:00 PM | | | 193 | | | 193 | | | 193 | |
| 08:00 PM | | | 198 | | | 198 | | | 198 | |
| 09:00 PM | | | 82 | | | 82 | | | 82 | |
| 10:00 PM | | | 83 | | | 83 | | | 83 | |
| 11:00 PM | | | 38 | | | 38 | | | 38 | |
| Day Total | | | 5362 | | | 5362 | | | 5362 | |
| % Weekday Average | | | 100% | | | | | | | |
| % Week Average | | | 100% | | | 100% | | | | |
| AM Peak Volume | | | 8:00 AM 431 | | | 8:00 AM 431 | | | 8:00 AM 431 | |
| PM Peak Volume | | | 4:00 PM 537 | | | 4:00 PM 537 | | | 4:00 PM 537 | |

Comments:

Type of report: Tube Count - Vehicle Classification Data

LOCATION: SB SE Blairmont Dr north of SE McGillivray Blvd
SPECIFIC LOCATION:
CITY/STATE: Vancouver, WA

QC JOB #: 15932056
DIRECTION: SB
DATE: Oct 26 2022

| Start Time | FHWA Classes 1-3 | FHWA Classes 4-13 | Total |
|--------------------|---------------------|----------------------|----------------|
| 12:00 AM | 2 | 0 | 2 |
| 01:00 AM | 1 | 0 | 1 |
| 02:00 AM | 1 | 0 | 1 |
| 03:00 AM | 0 | 0 | 0 |
| 04:00 AM | 5 | 1 | 6 |
| 05:00 AM | 11 | 0 | 11 |
| 06:00 AM | 25 | 0 | 25 |
| 07:00 AM | 77 | 2 | 79 |
| 08:00 AM | 278 | 21 | 299 |
| 09:00 AM | 60 | 0 | 60 |
| 10:00 AM | 57 | 5 | 62 |
| 11:00 AM | 41 | 2 | 43 |
| 12:00 PM | 54 | 2 | 56 |
| 01:00 PM | 36 | 8 | 44 |
| 02:00 PM | 72 | 3 | 75 |
| 03:00 PM | 255 | 22 | 277 |
| 04:00 PM | 135 | 2 | 137 |
| 05:00 PM | 135 | 1 | 136 |
| 06:00 PM | 144 | 1 | 145 |
| 07:00 PM | 109 | 0 | 109 |
| 08:00 PM | 61 | 0 | 61 |
| 09:00 PM | 24 | 0 | 24 |
| 10:00 PM | 8 | 0 | 8 |
| 11:00 PM | 5 | 0 | 5 |
| Day Total | 1596 | 70 | 1666 |
| Percent | 95.8% | 4.2% | |
| ADT 1666 | | | |
| AM Peak Volume | 8:00 AM 278 | 8:00 AM 21 | 8:00 AM 299 |
| PM Peak Volume | 3:00 PM 255 | 3:00 PM 22 | 3:00 PM 277 |

Comments:

LOCATION: SB SE Blairmont Dr north of SE McGillivray Blvd **QC JOB #:** 15932056
SPECIFIC LOCATION: **DIRECTION:** SB
CITY/STATE: Vancouver, WA **DATE:** Oct 26 2022

| Start Time | FHWA Classes 1-3 | FHWA Classes 4- 13 | Total | | | | | | | | |
|--------------------|---|--------------------------|----------|-------|------------------|------|-------------------|----|------------------|-------------|--|
| Grand Total | 1596 | 70 | 1666 | | | | | | | | |
| Percent | 95.8% | 4.2% | | | | | | | | | |
| ADT 1666 | <table border="1"> <caption>ADT Breakdown</caption> <thead> <tr> <th>Category</th> <th>Count</th> </tr> </thead> <tbody> <tr> <td>FHWA Classes 1-3</td> <td>1596</td> </tr> <tr> <td>FHWA Classes 4-13</td> <td>70</td> </tr> <tr> <td>Total ADT</td> <td>1666</td> </tr> </tbody> </table> | | Category | Count | FHWA Classes 1-3 | 1596 | FHWA Classes 4-13 | 70 | Total ADT | 1666 | |
| Category | Count | | | | | | | | | | |
| FHWA Classes 1-3 | 1596 | | | | | | | | | | |
| FHWA Classes 4-13 | 70 | | | | | | | | | | |
| Total ADT | 1666 | | | | | | | | | | |

Comments:



Type of report: Tube Count - Volume Data

| LOCATION: SB SE Blairmont Dr north of SE McGillivray Blvd | | | | | | | QC JOB #: 15932056 | | | |
|---|-----|-----|------------------|-----|-----|-----------------------------------|---------------------------------|-----|--------------------------------|----------------------|
| SPECIFIC LOCATION: | | | | | | | DIRECTION: SB | | | |
| CITY/STATE: Vancouver, WA | | | | | | | DATE: Oct 26 2022 - Oct 26 2022 | | | |
| Start Time | Mon | Tue | Wed 26 Oct 22 | Thu | Fri | Average Weekday Hourly Traffic | Sat | Sun | Average Week Hourly Traffic | Average Week Profile |
| 12:00 AM | | | 2 | | | 2 | | | 2 | |
| 01:00 AM | | | 1 | | | 1 | | | 1 | |
| 02:00 AM | | | 1 | | | 1 | | | 1 | |
| 03:00 AM | | | 0 | | | 0 | | | 0 | |
| 04:00 AM | | | 6 | | | 6 | | | 6 | |
| 05:00 AM | | | 11 | | | 11 | | | 11 | |
| 06:00 AM | | | 25 | | | 25 | | | 25 | |
| 07:00 AM | | | 79 | | | 79 | | | 79 | |
| 08:00 AM | | | 299 | | | 299 | | | 299 | |
| 09:00 AM | | | 60 | | | 60 | | | 60 | |
| 10:00 AM | | | 62 | | | 62 | | | 62 | |
| 11:00 AM | | | 43 | | | 43 | | | 43 | |
| 12:00 PM | | | 56 | | | 56 | | | 56 | |
| 01:00 PM | | | 44 | | | 44 | | | 44 | |
| 02:00 PM | | | 75 | | | 75 | | | 75 | |
| 03:00 PM | | | 277 | | | 277 | | | 277 | |
| 04:00 PM | | | 137 | | | 137 | | | 137 | |
| 05:00 PM | | | 136 | | | 136 | | | 136 | |
| 06:00 PM | | | 145 | | | 145 | | | 145 | |
| 07:00 PM | | | 109 | | | 109 | | | 109 | |
| 08:00 PM | | | 61 | | | 61 | | | 61 | |
| 09:00 PM | | | 24 | | | 24 | | | 24 | |
| 10:00 PM | | | 8 | | | 8 | | | 8 | |
| 11:00 PM | | | 5 | | | 5 | | | 5 | |
| Day Total | | | 1666 | | | 1666 | | | 1666 | |
| % Weekday Average | | | 100% | | | | | | | |
| % Week Average | | | 100% | | | 100% | | | | |
| AM Peak Volume | | | 8:00 AM 299 | | | 8:00 AM 299 | | | 8:00 AM 299 | |
| PM Peak Volume | | | 3:00 PM 277 | | | 3:00 PM 277 | | | 3:00 PM 277 | |

Comments:

Type of report: Tube Count - Vehicle Classification Data

LOCATION: SE McGillivray Blvd east of SE Blairmont Dr
SPECIFIC LOCATION:
CITY/STATE: Vancouver, WA

QC JOB #: 15932057
DIRECTION: WB
DATE: Oct 26 2022

| Start Time | FHWA | | Total |
|--------------------|----------------|---------------|----------------|
| | Classes 1-3 | Classes 4-13 | |
| 12:00 AM | 13 | 0 | 13 |
| 01:00 AM | 5 | 0 | 5 |
| 02:00 AM | 8 | 0 | 8 |
| 03:00 AM | 4 | 0 | 4 |
| 04:00 AM | 4 | 0 | 4 |
| 05:00 AM | 28 | 1 | 29 |
| 06:00 AM | 64 | 2 | 66 |
| 07:00 AM | 242 | 5 | 247 |
| 08:00 AM | 283 | 24 | 307 |
| 09:00 AM | 164 | 13 | 177 |
| 10:00 AM | 200 | 15 | 215 |
| 11:00 AM | 275 | 12 | 287 |
| 12:00 PM | 288 | 13 | 301 |
| 01:00 PM | 265 | 8 | 273 |
| 02:00 PM | 300 | 24 | 324 |
| 03:00 PM | 357 | 14 | 371 |
| 04:00 PM | 360 | 10 | 370 |
| 05:00 PM | 528 | 9 | 537 |
| 06:00 PM | 356 | 4 | 360 |
| 07:00 PM | 169 | 2 | 171 |
| 08:00 PM | 130 | 2 | 132 |
| 09:00 PM | 84 | 1 | 85 |
| 10:00 PM | 55 | 0 | 55 |
| 11:00 PM | 28 | 0 | 28 |
| Day Total | 4210 | 159 | 4369 |
| Percent | 96.4% | 3.6% | |
| ADT 4369 | | | |
| AM Peak Volume | 8:00 AM 283 | 8:00 AM 24 | 8:00 AM 307 |
| PM Peak Volume | 5:00 PM 528 | 2:00 PM 24 | 5:00 PM 537 |

Comments:

LOCATION: SE McGillivray Blvd east of SE Blairmont Dr **QC JOB #:** 15932057
SPECIFIC LOCATION: **DIRECTION:** WB
CITY/STATE: Vancouver, WA **DATE:** Oct 26 2022

| Start Time | FHWA Classes 1-3 | FHWA Classes 4- 13 | Total |
|--------------------|---------------------|--------------------------|-------|
| Grand Total | 4210 | 159 | 4369 |
| Percent | 96.4% | 3.6% | |
| ADT 4369 | | | |

Comments:



Type of report: Tube Count - Volume Data

| LOCATION: SE McGillivray Blvd east of SE Blairmont Dr SPECIFIC LOCATION: CITY/STATE: Vancouver, WA | | | | | | | QC JOB #: 15932057 DIRECTION: WB DATE: Oct 26 2022 - Oct 26 2022 | | | |
|---|-----|-----|------------------|-----|-----|-----------------------------------|---|-----|--------------------------------|----------------------|
| Start Time | Mon | Tue | Wed 26 Oct 22 | Thu | Fri | Average Weekday Hourly Traffic | Sat | Sun | Average Week Hourly Traffic | Average Week Profile |
| 12:00 AM | | | 13 | | | 13 | | | 13 | |
| 01:00 AM | | | 5 | | | 5 | | | 5 | |
| 02:00 AM | | | 8 | | | 8 | | | 8 | |
| 03:00 AM | | | 4 | | | 4 | | | 4 | |
| 04:00 AM | | | 4 | | | 4 | | | 4 | |
| 05:00 AM | | | 29 | | | 29 | | | 29 | |
| 06:00 AM | | | 66 | | | 66 | | | 66 | |
| 07:00 AM | | | 247 | | | 247 | | | 247 | |
| 08:00 AM | | | 307 | | | 307 | | | 307 | |
| 09:00 AM | | | 177 | | | 177 | | | 177 | |
| 10:00 AM | | | 215 | | | 215 | | | 215 | |
| 11:00 AM | | | 287 | | | 287 | | | 287 | |
| 12:00 PM | | | 301 | | | 301 | | | 301 | |
| 01:00 PM | | | 273 | | | 273 | | | 273 | |
| 02:00 PM | | | 324 | | | 324 | | | 324 | |
| 03:00 PM | | | 371 | | | 371 | | | 371 | |
| 04:00 PM | | | 370 | | | 370 | | | 370 | |
| 05:00 PM | | | 537 | | | 537 | | | 537 | |
| 06:00 PM | | | 360 | | | 360 | | | 360 | |
| 07:00 PM | | | 171 | | | 171 | | | 171 | |
| 08:00 PM | | | 132 | | | 132 | | | 132 | |
| 09:00 PM | | | 85 | | | 85 | | | 85 | |
| 10:00 PM | | | 55 | | | 55 | | | 55 | |
| 11:00 PM | | | 28 | | | 28 | | | 28 | |
| Day Total | | | 4369 | | | 4369 | | | 4369 | |
| % Weekday Average | | | 100% | | | | | | | |
| % Week Average | | | 100% | | | 100% | | | | |
| AM Peak Volume | | | 8:00 AM 307 | | | 8:00 AM 307 | | | 8:00 AM 307 | |
| PM Peak Volume | | | 5:00 PM 537 | | | 5:00 PM 537 | | | 5:00 PM 537 | |

Comments:

Type of report: Tube Count - Vehicle Classification Data

LOCATION: NB SE Blairmont Dr south of SE McGillivray Blvd
SPECIFIC LOCATION:
CITY/STATE: Vancouver, WA

QC JOB #: 15932058
DIRECTION: NB
DATE: Oct 26 2022

| Start Time | FHWA | | Total |
|-------------------|---------------|--------------|---------------|
| | Classes 1-3 | Classes 4-13 | |
| 12:00 AM | 0 | 0 | 0 |
| 01:00 AM | 3 | 0 | 3 |
| 02:00 AM | 2 | 0 | 2 |
| 03:00 AM | 0 | 0 | 0 |
| 04:00 AM | 5 | 0 | 5 |
| 05:00 AM | 13 | 0 | 13 |
| 06:00 AM | 26 | 0 | 26 |
| 07:00 AM | 51 | 1 | 52 |
| 08:00 AM | 53 | 4 | 57 |
| 09:00 AM | 32 | 1 | 33 |
| 10:00 AM | 40 | 0 | 40 |
| 11:00 AM | 38 | 1 | 39 |
| 12:00 PM | 33 | 3 | 36 |
| 01:00 PM | 30 | 5 | 35 |
| 02:00 PM | 47 | 5 | 52 |
| 03:00 PM | 38 | 3 | 41 |
| 04:00 PM | 36 | 3 | 39 |
| 05:00 PM | 40 | 2 | 42 |
| 06:00 PM | 38 | 1 | 39 |
| 07:00 PM | 16 | 0 | 16 |
| 08:00 PM | 20 | 0 | 20 |
| 09:00 PM | 4 | 0 | 4 |
| 10:00 PM | 4 | 0 | 4 |
| 11:00 PM | 0 | 0 | 0 |
| Day Total | 569 | 29 | 598 |
| Percent | 95.2% | 4.8% | |
| ADT 598 | | | |
| AM Peak Volume | 8:00 AM 53 | 8:00 AM 4 | 8:00 AM 57 |
| PM Peak Volume | 2:00 PM 47 | 1:00 PM 5 | 2:00 PM 52 |

Comments:

LOCATION: NB SE Blairmont Dr south of SE McGillivray Blvd
SPECIFIC LOCATION:
CITY/STATE: Vancouver, WA

QC JOB #: 15932058
DIRECTION: NB
DATE: Oct 26 2022

| Start Time | FHWA Classes 1-3 | FHWA Classes 4- 13 | Total |
|--------------------|---------------------|--------------------------|-------|
| Grand Total | 569 | 29 | 598 |
| Percent | 95.2% | 4.8% | |
| ADT 598 | | | |

Comments:



Type of report: Tube Count - Volume Data

| LOCATION: NB SE Blairmont Dr south of SE McGillivray Blvd | | | | | | | QC JOB #: 15932058 | | | |
|---|-----|-----|------------------|-----|-----|-----------------------------------|---------------------------------|-----|--------------------------------|----------------------|
| SPECIFIC LOCATION: | | | | | | | DIRECTION: NB | | | |
| CITY/STATE: Vancouver, WA | | | | | | | DATE: Oct 26 2022 - Oct 26 2022 | | | |
| Start Time | Mon | Tue | Wed 26 Oct 22 | Thu | Fri | Average Weekday Hourly Traffic | Sat | Sun | Average Week Hourly Traffic | Average Week Profile |
| 12:00 AM | | | 0 | | | 0 | | | 0 | |
| 01:00 AM | | | 3 | | | 3 | | | 3 | |
| 02:00 AM | | | 2 | | | 2 | | | 2 | |
| 03:00 AM | | | 0 | | | 0 | | | 0 | |
| 04:00 AM | | | 5 | | | 5 | | | 5 | |
| 05:00 AM | | | 13 | | | 13 | | | 13 | |
| 06:00 AM | | | 26 | | | 26 | | | 26 | |
| 07:00 AM | | | 52 | | | 52 | | | 52 | |
| 08:00 AM | | | 57 | | | 57 | | | 57 | |
| 09:00 AM | | | 33 | | | 33 | | | 33 | |
| 10:00 AM | | | 40 | | | 40 | | | 40 | |
| 11:00 AM | | | 39 | | | 39 | | | 39 | |
| 12:00 PM | | | 36 | | | 36 | | | 36 | |
| 01:00 PM | | | 35 | | | 35 | | | 35 | |
| 02:00 PM | | | 52 | | | 52 | | | 52 | |
| 03:00 PM | | | 41 | | | 41 | | | 41 | |
| 04:00 PM | | | 39 | | | 39 | | | 39 | |
| 05:00 PM | | | 42 | | | 42 | | | 42 | |
| 06:00 PM | | | 39 | | | 39 | | | 39 | |
| 07:00 PM | | | 16 | | | 16 | | | 16 | |
| 08:00 PM | | | 20 | | | 20 | | | 20 | |
| 09:00 PM | | | 4 | | | 4 | | | 4 | |
| 10:00 PM | | | 4 | | | 4 | | | 4 | |
| 11:00 PM | | | 0 | | | 0 | | | 0 | |
| Day Total | | | 598 | | | 598 | | | 598 | |
| % Weekday Average | | | 100% | | | | | | | |
| % Week Average | | | 100% | | | 100% | | | | |
| AM Peak Volume | | | 8:00 AM 57 | | | 8:00 AM 57 | | | 8:00 AM 57 | |
| PM Peak Volume | | | 2:00 PM 52 | | | 2:00 PM 52 | | | 2:00 PM 52 | |

Comments:

Type of report: Tube Count - Vehicle Classification Data

LOCATION: EB SE McGillivray Blvd west of SE Blairmont Dr

QC JOB #: 15932059

SPECIFIC LOCATION:

DIRECTION: EB

CITY/STATE: Vancouver, WA

DATE: Oct 26 2022

| Start Time | FHWA | | Total |
|--------------------|----------------|---------------|----------------|
| | Classes 1-3 | Classes 4-13 | |
| 12:00 AM | 14 | 0 | 14 |
| 01:00 AM | 8 | 0 | 8 |
| 02:00 AM | 8 | 0 | 8 |
| 03:00 AM | 6 | 1 | 7 |
| 04:00 AM | 18 | 0 | 18 |
| 05:00 AM | 34 | 1 | 35 |
| 06:00 AM | 100 | 5 | 105 |
| 07:00 AM | 204 | 13 | 217 |
| 08:00 AM | 394 | 30 | 424 |
| 09:00 AM | 225 | 15 | 240 |
| 10:00 AM | 265 | 15 | 280 |
| 11:00 AM | 287 | 13 | 300 |
| 12:00 PM | 310 | 12 | 322 |
| 01:00 PM | 276 | 20 | 296 |
| 02:00 PM | 372 | 28 | 400 |
| 03:00 PM | 403 | 19 | 422 |
| 04:00 PM | 462 | 13 | 475 |
| 05:00 PM | 467 | 8 | 475 |
| 06:00 PM | 320 | 5 | 325 |
| 07:00 PM | 152 | 2 | 154 |
| 08:00 PM | 169 | 3 | 172 |
| 09:00 PM | 64 | 1 | 65 |
| 10:00 PM | 67 | 0 | 67 |
| 11:00 PM | 26 | 1 | 27 |
| Day Total | 4651 | 205 | 4856 |
| Percent | 95.8% | 4.2% | |
| ADT 4856 | | | |
| AM Peak Volume | 8:00 AM 394 | 8:00 AM 30 | 8:00 AM 424 |
| PM Peak Volume | 5:00 PM 467 | 2:00 PM 28 | 4:00 PM 475 |

Comments:

LOCATION: EB SE McGillivray Blvd west of SE Blairmont Dr
SPECIFIC LOCATION:
CITY/STATE: Vancouver, WA

QC JOB #: 15932059
DIRECTION: EB
DATE: Oct 26 2022

| Start Time | FHWA Classes 1-3 | FHWA Classes 4- 13 | Total |
|--------------------|---------------------|--------------------------|-------|
| Grand Total | 4651 | 205 | 4856 |
| Percent | 95.8% | 4.2% | |
| ADT 4856 | | | |

Comments:



Type of report: Tube Count - Volume Data

| LOCATION: EB SE McGillivray Blvd west of SE Blairmont Dr | | | | | | | QC JOB #: 15932059 | | | |
|--|-----|-----|------------------|-----|-----|-----------------------------------|---------------------------------|-----|--------------------------------|----------------------|
| SPECIFIC LOCATION: | | | | | | | DIRECTION: EB | | | |
| CITY/STATE: Vancouver, WA | | | | | | | DATE: Oct 26 2022 - Oct 26 2022 | | | |
| Start Time | Mon | Tue | Wed 26 Oct 22 | Thu | Fri | Average Weekday Hourly Traffic | Sat | Sun | Average Week Hourly Traffic | Average Week Profile |
| 12:00 AM | | | 14 | | | 14 | | | 14 | |
| 01:00 AM | | | 8 | | | 8 | | | 8 | |
| 02:00 AM | | | 8 | | | 8 | | | 8 | |
| 03:00 AM | | | 7 | | | 7 | | | 7 | |
| 04:00 AM | | | 18 | | | 18 | | | 18 | |
| 05:00 AM | | | 35 | | | 35 | | | 35 | |
| 06:00 AM | | | 105 | | | 105 | | | 105 | |
| 07:00 AM | | | 217 | | | 217 | | | 217 | |
| 08:00 AM | | | 424 | | | 424 | | | 424 | |
| 09:00 AM | | | 240 | | | 240 | | | 240 | |
| 10:00 AM | | | 280 | | | 280 | | | 280 | |
| 11:00 AM | | | 300 | | | 300 | | | 300 | |
| 12:00 PM | | | 322 | | | 322 | | | 322 | |
| 01:00 PM | | | 296 | | | 296 | | | 296 | |
| 02:00 PM | | | 400 | | | 400 | | | 400 | |
| 03:00 PM | | | 422 | | | 422 | | | 422 | |
| 04:00 PM | | | 475 | | | 475 | | | 475 | |
| 05:00 PM | | | 475 | | | 475 | | | 475 | |
| 06:00 PM | | | 325 | | | 325 | | | 325 | |
| 07:00 PM | | | 154 | | | 154 | | | 154 | |
| 08:00 PM | | | 172 | | | 172 | | | 172 | |
| 09:00 PM | | | 65 | | | 65 | | | 65 | |
| 10:00 PM | | | 67 | | | 67 | | | 67 | |
| 11:00 PM | | | 27 | | | 27 | | | 27 | |
| Day Total | | | 4856 | | | 4856 | | | 4856 | |
| % Weekday Average | | | 100% | | | | | | | |
| % Week Average | | | 100% | | | 100% | | | | |
| AM Peak Volume | | | 8:00 AM 424 | | | 8:00 AM 424 | | | 8:00 AM 424 | |
| PM Peak Volume | | | 4:00 PM 475 | | | 4:00 PM 475 | | | 4:00 PM 475 | |

Comments:

Type of report: Tube Count - Vehicle Classification Data

LOCATION: SB SE Park Crest Ave north of SE McGillivray Blvd
SPECIFIC LOCATION:
CITY/STATE: Vancouver, WA

QC JOB #: 15932060
DIRECTION: SB
DATE: Oct 26 2022

| Start Time | FHWA | | Total |
|-------------------|----------------|---------------|----------------|
| | Classes 1-3 | Classes 4-13 | |
| 12:00 AM | 6 | 0 | 6 |
| 01:00 AM | 3 | 0 | 3 |
| 02:00 AM | 4 | 0 | 4 |
| 03:00 AM | 2 | 1 | 3 |
| 04:00 AM | 6 | 0 | 6 |
| 05:00 AM | 24 | 0 | 24 |
| 06:00 AM | 20 | 0 | 20 |
| 07:00 AM | 24 | 0 | 24 |
| 08:00 AM | 38 | 4 | 42 |
| 09:00 AM | 23 | 5 | 28 |
| 10:00 AM | 30 | 7 | 37 |
| 11:00 AM | 45 | 1 | 46 |
| 12:00 PM | 33 | 1 | 34 |
| 01:00 PM | 35 | 0 | 35 |
| 02:00 PM | 47 | 2 | 49 |
| 03:00 PM | 77 | 3 | 80 |
| 04:00 PM | 51 | 1 | 52 |
| 05:00 PM | 45 | 2 | 47 |
| 06:00 PM | 36 | 0 | 36 |
| 07:00 PM | 13 | 0 | 13 |
| 08:00 PM | 23 | 1 | 24 |
| 09:00 PM | 13 | 0 | 13 |
| 10:00 PM | 12 | 0 | 12 |
| 11:00 PM | 3 | 0 | 3 |
| Day Total | 613 | 28 | 641 |
| Percent | 95.6% | 4.4% | |
| ADT 641 | | | |
| AM Peak Volume | 11:00 AM 45 | 10:00 AM 7 | 11:00 AM 46 |
| PM Peak Volume | 3:00 PM 77 | 3:00 PM 3 | 3:00 PM 80 |

Comments:

LOCATION: SB SE Park Crest Ave north of SE McGillivray Blvd **QC JOB #:** 15932060
SPECIFIC LOCATION: **DIRECTION:** SB
CITY/STATE: Vancouver, WA **DATE:** Oct 26 2022

| Start Time | FHWA Classes 1-3 | FHWA Classes 4- 13 | Total |
|--------------------|---|--------------------------|-------|
| Grand Total | 613 | 28 | 641 |
| Percent | 95.6% | 4.4% | |
| ADT 641 |  | | |

Comments:



Type of report: Tube Count - Volume Data

| LOCATION: SB SE Park Crest Ave north of SE McGillivray Blvd | | | | | | | QC JOB #: 15932060 | | | |
|--|-----|-----|------------------|-----|-----|-----------------------------------|--|-----|--------------------------------|----------------------|
| SPECIFIC LOCATION: | | | | | | | DIRECTION: SB | | | |
| CITY/STATE: Vancouver, WA | | | | | | | DATE: Oct 26 2022 - Oct 26 2022 | | | |
| Start Time | Mon | Tue | Wed 26 Oct 22 | Thu | Fri | Average Weekday Hourly Traffic | Sat | Sun | Average Week Hourly Traffic | Average Week Profile |
| 12:00 AM | | | 6 | | | 6 | | | 6 | |
| 01:00 AM | | | 3 | | | 3 | | | 3 | |
| 02:00 AM | | | 4 | | | 4 | | | 4 | |
| 03:00 AM | | | 3 | | | 3 | | | 3 | |
| 04:00 AM | | | 6 | | | 6 | | | 6 | |
| 05:00 AM | | | 24 | | | 24 | | | 24 | |
| 06:00 AM | | | 20 | | | 20 | | | 20 | |
| 07:00 AM | | | 24 | | | 24 | | | 24 | |
| 08:00 AM | | | 42 | | | 42 | | | 42 | |
| 09:00 AM | | | 28 | | | 28 | | | 28 | |
| 10:00 AM | | | 37 | | | 37 | | | 37 | |
| 11:00 AM | | | 46 | | | 46 | | | 46 | |
| 12:00 PM | | | 34 | | | 34 | | | 34 | |
| 01:00 PM | | | 35 | | | 35 | | | 35 | |
| 02:00 PM | | | 49 | | | 49 | | | 49 | |
| 03:00 PM | | | 80 | | | 80 | | | 80 | |
| 04:00 PM | | | 52 | | | 52 | | | 52 | |
| 05:00 PM | | | 47 | | | 47 | | | 47 | |
| 06:00 PM | | | 36 | | | 36 | | | 36 | |
| 07:00 PM | | | 13 | | | 13 | | | 13 | |
| 08:00 PM | | | 24 | | | 24 | | | 24 | |
| 09:00 PM | | | 13 | | | 13 | | | 13 | |
| 10:00 PM | | | 12 | | | 12 | | | 12 | |
| 11:00 PM | | | 3 | | | 3 | | | 3 | |
| Day Total | | | 641 | | | 641 | | | 641 | |
| % Weekday Average | | | 100% | | | | | | | |
| % Week Average | | | 100% | | | 100% | | | | |
| AM Peak Volume | | | 11:00 AM 46 | | | 11:00 AM 46 | | | 11:00 AM 46 | |
| PM Peak Volume | | | 3:00 PM 80 | | | 3:00 PM 80 | | | 3:00 PM 80 | |

Comments:

Type of report: Tube Count - Vehicle Classification Data

LOCATION: WB SE McGillivray Blvd east of SE Park Crest Ave

QC JOB #: 15932061

SPECIFIC LOCATION:

DIRECTION: WB

CITY/STATE: Vancouver, WA

DATE: Oct 26 2022

| Start Time | FHWA | | Total |
|--------------------|----------------|---------------|----------------|
| | Classes 1-3 | Classes 4-13 | |
| 12:00 AM | 14 | 0 | 14 |
| 01:00 AM | 6 | 0 | 6 |
| 02:00 AM | 8 | 0 | 8 |
| 03:00 AM | 5 | 0 | 5 |
| 04:00 AM | 5 | 0 | 5 |
| 05:00 AM | 25 | 2 | 27 |
| 06:00 AM | 73 | 3 | 76 |
| 07:00 AM | 257 | 6 | 263 |
| 08:00 AM | 300 | 32 | 332 |
| 09:00 AM | 176 | 13 | 189 |
| 10:00 AM | 208 | 16 | 224 |
| 11:00 AM | 290 | 12 | 302 |
| 12:00 PM | 322 | 15 | 337 |
| 01:00 PM | 293 | 8 | 301 |
| 02:00 PM | 350 | 29 | 379 |
| 03:00 PM | 372 | 15 | 387 |
| 04:00 PM | 396 | 10 | 406 |
| 05:00 PM | 556 | 8 | 564 |
| 06:00 PM | 400 | 5 | 405 |
| 07:00 PM | 190 | 2 | 192 |
| 08:00 PM | 140 | 2 | 142 |
| 09:00 PM | 103 | 1 | 104 |
| 10:00 PM | 65 | 0 | 65 |
| 11:00 PM | 32 | 0 | 32 |
| Day Total | 4586 | 179 | 4765 |
| Percent | 96.2% | 3.8% | |
| ADT 4765 | | | |
| AM Peak Volume | 8:00 AM 300 | 8:00 AM 32 | 8:00 AM 332 |
| PM Peak Volume | 5:00 PM 556 | 2:00 PM 29 | 5:00 PM 564 |

Comments:

LOCATION: WB SE McGillivray Blvd east of SE Park Crest Ave
SPECIFIC LOCATION:
CITY/STATE: Vancouver, WA

QC JOB #: 15932061
DIRECTION: WB
DATE: Oct 26 2022

| Start Time | FHWA Classes 1-3 | FHWA Classes 4- 13 | Total |
|--------------------|---------------------|--------------------------|-------|
| Grand Total | 4586 | 179 | 4765 |
| Percent | 96.2% | 3.8% | |
| ADT 4765 | | | |

Comments:



Type of report: Tube Count - Volume Data

| LOCATION: WB SE McGillivray Blvd east of SE Park Crest Ave SPECIFIC LOCATION: CITY/STATE: Vancouver, WA | | | | | | | QC JOB #: 15932061 DIRECTION: WB DATE: Oct 26 2022 - Oct 26 2022 | | | |
|--|-----|-----|------------------|-----|-----|-----------------------------------|---|-----|--------------------------------|----------------------|
| Start Time | Mon | Tue | Wed 26 Oct 22 | Thu | Fri | Average Weekday Hourly Traffic | Sat | Sun | Average Week Hourly Traffic | Average Week Profile |
| 12:00 AM | | | 14 | | | 14 | | | 14 | |
| 01:00 AM | | | 6 | | | 6 | | | 6 | |
| 02:00 AM | | | 8 | | | 8 | | | 8 | |
| 03:00 AM | | | 5 | | | 5 | | | 5 | |
| 04:00 AM | | | 5 | | | 5 | | | 5 | |
| 05:00 AM | | | 27 | | | 27 | | | 27 | |
| 06:00 AM | | | 76 | | | 76 | | | 76 | |
| 07:00 AM | | | 263 | | | 263 | | | 263 | |
| 08:00 AM | | | 332 | | | 332 | | | 332 | |
| 09:00 AM | | | 189 | | | 189 | | | 189 | |
| 10:00 AM | | | 224 | | | 224 | | | 224 | |
| 11:00 AM | | | 302 | | | 302 | | | 302 | |
| 12:00 PM | | | 337 | | | 337 | | | 337 | |
| 01:00 PM | | | 301 | | | 301 | | | 301 | |
| 02:00 PM | | | 379 | | | 379 | | | 379 | |
| 03:00 PM | | | 387 | | | 387 | | | 387 | |
| 04:00 PM | | | 406 | | | 406 | | | 406 | |
| 05:00 PM | | | 564 | | | 564 | | | 564 | |
| 06:00 PM | | | 405 | | | 405 | | | 405 | |
| 07:00 PM | | | 192 | | | 192 | | | 192 | |
| 08:00 PM | | | 142 | | | 142 | | | 142 | |
| 09:00 PM | | | 104 | | | 104 | | | 104 | |
| 10:00 PM | | | 65 | | | 65 | | | 65 | |
| 11:00 PM | | | 32 | | | 32 | | | 32 | |
| Day Total | | | 4765 | | | 4765 | | | 4765 | |
| % Weekday Average | | | 100% | | | | | | | |
| % Week Average | | | 100% | | | 100% | | | | |
| AM Peak Volume | | | 8:00 AM 332 | | | 8:00 AM 332 | | | 8:00 AM 332 | |
| PM Peak Volume | | | 5:00 PM 564 | | | 5:00 PM 564 | | | 5:00 PM 564 | |

Comments:

Type of report: Tube Count - Vehicle Classification Data

LOCATION: NB SE Park Crest Ave south of SE McGillivray Blvd
SPECIFIC LOCATION:
CITY/STATE: Vancouver, WA

QC JOB #: 15932062
DIRECTION: NB
DATE: Oct 26 2022

| Start Time | FHWA | | Total |
|-------------------|----------------|---------------|----------------|
| | Classes 1-3 | Classes 4-13 | |
| 12:00 AM | 0 | 0 | 0 |
| 01:00 AM | 0 | 0 | 0 |
| 02:00 AM | 0 | 0 | 0 |
| 03:00 AM | 2 | 0 | 2 |
| 04:00 AM | 2 | 0 | 2 |
| 05:00 AM | 3 | 0 | 3 |
| 06:00 AM | 5 | 0 | 5 |
| 07:00 AM | 9 | 0 | 9 |
| 08:00 AM | 14 | 0 | 14 |
| 09:00 AM | 13 | 0 | 13 |
| 10:00 AM | 6 | 1 | 7 |
| 11:00 AM | 19 | 1 | 20 |
| 12:00 PM | 22 | 0 | 22 |
| 01:00 PM | 16 | 1 | 17 |
| 02:00 PM | 18 | 2 | 20 |
| 03:00 PM | 11 | 2 | 13 |
| 04:00 PM | 17 | 1 | 18 |
| 05:00 PM | 10 | 1 | 11 |
| 06:00 PM | 8 | 0 | 8 |
| 07:00 PM | 9 | 0 | 9 |
| 08:00 PM | 8 | 0 | 8 |
| 09:00 PM | 2 | 0 | 2 |
| 10:00 PM | 0 | 0 | 0 |
| 11:00 PM | 0 | 0 | 0 |
| Day Total | 194 | 9 | 203 |
| Percent | 95.6% | 4.4% | |
| ADT 203 | | | |
| AM Peak Volume | 11:00 AM 19 | 10:00 AM 1 | 11:00 AM 20 |
| PM Peak Volume | 12:00 PM 22 | 2:00 PM 2 | 12:00 PM 22 |

Comments:

LOCATION: NB SE Park Crest Ave south of SE McGillivray Blvd
SPECIFIC LOCATION:
CITY/STATE: Vancouver, WA

QC JOB #: 15932062
DIRECTION: NB
DATE: Oct 26 2022

| Start Time | FHWA Classes 1-3 | FHWA Classes 4- 13 | Total |
|--------------------|---------------------|--------------------------|-------|
| Grand Total | 194 | 9 | 203 |
| Percent | 95.6% | 4.4% | |
| ADT 203 | | | |

Comments:



Type of report: Tube Count - Volume Data

| LOCATION: NB SE Park Crest Ave south of SE McGillivray Blvd SPECIFIC LOCATION: CITY/STATE: Vancouver, WA | | | | | | | QC JOB #: 15932062 DIRECTION: NB DATE: Oct 26 2022 - Oct 26 2022 | | | |
|---|-----|-----|------------------|-----|-----|-----------------------------------|---|-----|--------------------------------|----------------------|
| Start Time | Mon | Tue | Wed 26 Oct 22 | Thu | Fri | Average Weekday Hourly Traffic | Sat | Sun | Average Week Hourly Traffic | Average Week Profile |
| 12:00 AM | | | 0 | | | 0 | | | 0 | |
| 01:00 AM | | | 0 | | | 0 | | | 0 | |
| 02:00 AM | | | 0 | | | 0 | | | 0 | |
| 03:00 AM | | | 2 | | | 2 | | | 2 | |
| 04:00 AM | | | 2 | | | 2 | | | 2 | |
| 05:00 AM | | | 3 | | | 3 | | | 3 | |
| 06:00 AM | | | 5 | | | 5 | | | 5 | |
| 07:00 AM | | | 9 | | | 9 | | | 9 | |
| 08:00 AM | | | 14 | | | 14 | | | 14 | |
| 09:00 AM | | | 13 | | | 13 | | | 13 | |
| 10:00 AM | | | 7 | | | 7 | | | 7 | |
| 11:00 AM | | | 20 | | | 20 | | | 20 | |
| 12:00 PM | | | 22 | | | 22 | | | 22 | |
| 01:00 PM | | | 17 | | | 17 | | | 17 | |
| 02:00 PM | | | 20 | | | 20 | | | 20 | |
| 03:00 PM | | | 13 | | | 13 | | | 13 | |
| 04:00 PM | | | 18 | | | 18 | | | 18 | |
| 05:00 PM | | | 11 | | | 11 | | | 11 | |
| 06:00 PM | | | 8 | | | 8 | | | 8 | |
| 07:00 PM | | | 9 | | | 9 | | | 9 | |
| 08:00 PM | | | 8 | | | 8 | | | 8 | |
| 09:00 PM | | | 2 | | | 2 | | | 2 | |
| 10:00 PM | | | 0 | | | 0 | | | 0 | |
| 11:00 PM | | | 0 | | | 0 | | | 0 | |
| Day Total | | | 203 | | | 203 | | | 203 | |
| % Weekday Average | | | 100% | | | | | | | |
| % Week Average | | | 100% | | | 100% | | | | |
| AM Peak Volume | | | 11:00 AM 20 | | | 11:00 AM 20 | | | 11:00 AM 20 | |
| PM Peak Volume | | | 12:00 PM 22 | | | 12:00 PM 22 | | | 12:00 PM 22 | |
| Comments: | | | | | | | | | | |

Report generated on 11/17/2022 3:14 PM

SOURCE: Quality Counts, LLC (<http://www.qualitycounts.net>)

Type of report: Tube Count - Vehicle Classification Data

LOCATION: EB SE McGillivray Blvd west of SE Park Crest Ave

QC JOB #: 15932063

SPECIFIC LOCATION:

DIRECTION: EB

CITY/STATE: Vancouver, WA

DATE: Oct 26 2022

| Start Time | FHWA | FHWA | Total |
|--------------------|----------------|---------------|----------------|
| | Classes 1-3 | Classes 4-13 | |
| 12:00 AM | 15 | 0 | 15 |
| 01:00 AM | 7 | 0 | 7 |
| 02:00 AM | 7 | 0 | 7 |
| 03:00 AM | 6 | 0 | 6 |
| 04:00 AM | 11 | 0 | 11 |
| 05:00 AM | 39 | 1 | 40 |
| 06:00 AM | 84 | 3 | 87 |
| 07:00 AM | 139 | 9 | 148 |
| 08:00 AM | 273 | 19 | 292 |
| 09:00 AM | 191 | 12 | 203 |
| 10:00 AM | 228 | 10 | 238 |
| 11:00 AM | 253 | 11 | 264 |
| 12:00 PM | 285 | 11 | 296 |
| 01:00 PM | 252 | 15 | 267 |
| 02:00 PM | 320 | 20 | 340 |
| 03:00 PM | 382 | 17 | 399 |
| 04:00 PM | 402 | 11 | 413 |
| 05:00 PM | 397 | 6 | 403 |
| 06:00 PM | 268 | 2 | 270 |
| 07:00 PM | 154 | 2 | 156 |
| 08:00 PM | 142 | 3 | 145 |
| 09:00 PM | 68 | 1 | 69 |
| 10:00 PM | 49 | 0 | 49 |
| 11:00 PM | 18 | 1 | 19 |
| Day Total | 3990 | 154 | 4144 |
| Percent | 96.3% | 3.7% | |
| ADT 4144 | | | |
| AM Peak Volume | 8:00 AM 273 | 8:00 AM 19 | 8:00 AM 292 |
| PM Peak Volume | 4:00 PM 402 | 2:00 PM 20 | 4:00 PM 413 |

Comments:

LOCATION: EB SE McGillivray Blvd west of SE Park Crest Ave **QC JOB #:** 15932063
SPECIFIC LOCATION: **DIRECTION:** EB
CITY/STATE: Vancouver, WA **DATE:** Oct 26 2022

| Start Time | FHWA Classes 1-3 | FHWA Classes 4- 13 | Total |
|--------------------|---------------------|--------------------------|-------|
| Grand Total | 3990 | 154 | 4144 |
| Percent | 96.3% | 3.7% | |
| ADT 4144 | | | |

Comments:



Type of report: Tube Count - Volume Data

| LOCATION: EB SE McGillivray Blvd west of SE Park Crest Ave | | | | | | | QC JOB #: 15932063 | | | |
|---|-----|-----|------------------|-----|-----|-----------------------------------|--|-----|--------------------------------|----------------------|
| SPECIFIC LOCATION: | | | | | | | DIRECTION: EB | | | |
| CITY/STATE: Vancouver, WA | | | | | | | DATE: Oct 26 2022 - Oct 26 2022 | | | |
| Start Time | Mon | Tue | Wed 26 Oct 22 | Thu | Fri | Average Weekday Hourly Traffic | Sat | Sun | Average Week Hourly Traffic | Average Week Profile |
| 12:00 AM | | | 15 | | | 15 | | | 15 | |
| 01:00 AM | | | 7 | | | 7 | | | 7 | |
| 02:00 AM | | | 7 | | | 7 | | | 7 | |
| 03:00 AM | | | 6 | | | 6 | | | 6 | |
| 04:00 AM | | | 11 | | | 11 | | | 11 | |
| 05:00 AM | | | 40 | | | 40 | | | 40 | |
| 06:00 AM | | | 87 | | | 87 | | | 87 | |
| 07:00 AM | | | 148 | | | 148 | | | 148 | |
| 08:00 AM | | | 292 | | | 292 | | | 292 | |
| 09:00 AM | | | 203 | | | 203 | | | 203 | |
| 10:00 AM | | | 238 | | | 238 | | | 238 | |
| 11:00 AM | | | 264 | | | 264 | | | 264 | |
| 12:00 PM | | | 296 | | | 296 | | | 296 | |
| 01:00 PM | | | 267 | | | 267 | | | 267 | |
| 02:00 PM | | | 340 | | | 340 | | | 340 | |
| 03:00 PM | | | 399 | | | 399 | | | 399 | |
| 04:00 PM | | | 413 | | | 413 | | | 413 | |
| 05:00 PM | | | 403 | | | 403 | | | 403 | |
| 06:00 PM | | | 270 | | | 270 | | | 270 | |
| 07:00 PM | | | 156 | | | 156 | | | 156 | |
| 08:00 PM | | | 145 | | | 145 | | | 145 | |
| 09:00 PM | | | 69 | | | 69 | | | 69 | |
| 10:00 PM | | | 49 | | | 49 | | | 49 | |
| 11:00 PM | | | 19 | | | 19 | | | 19 | |
| Day Total | | | 4144 | | | 4144 | | | 4144 | |
| % Weekday Average | | | 100% | | | | | | | |
| % Week Average | | | 100% | | | 100% | | | | |
| AM Peak Volume | | | 8:00 AM 292 | | | 8:00 AM 292 | | | 8:00 AM 292 | |
| PM Peak Volume | | | 4:00 PM 413 | | | 4:00 PM 413 | | | 4:00 PM 413 | |

Comments:

Type of report: Tube Count - Vehicle Classification Data

LOCATION: SB SE Briarwood Dr north of SE McGillivray Blvd
SPECIFIC LOCATION:
CITY/STATE: Vancouver, WA

QC JOB #: 15932064
DIRECTION: SB
DATE: Oct 26 2022

| Start Time | FHWA | | Total |
|-------------------|----------------|--------------|----------------|
| | Classes 1-3 | Classes 4-13 | |
| 12:00 AM | 3 | 0 | 3 |
| 01:00 AM | 2 | 0 | 2 |
| 02:00 AM | 1 | 0 | 1 |
| 03:00 AM | 2 | 0 | 2 |
| 04:00 AM | 14 | 0 | 14 |
| 05:00 AM | 19 | 1 | 20 |
| 06:00 AM | 41 | 0 | 41 |
| 07:00 AM | 62 | 2 | 64 |
| 08:00 AM | 62 | 4 | 66 |
| 09:00 AM | 72 | 2 | 74 |
| 10:00 AM | 73 | 3 | 76 |
| 11:00 AM | 64 | 0 | 64 |
| 12:00 PM | 60 | 1 | 61 |
| 01:00 PM | 49 | 4 | 53 |
| 02:00 PM | 82 | 5 | 87 |
| 03:00 PM | 73 | 3 | 76 |
| 04:00 PM | 67 | 2 | 69 |
| 05:00 PM | 68 | 0 | 68 |
| 06:00 PM | 67 | 0 | 67 |
| 07:00 PM | 34 | 0 | 34 |
| 08:00 PM | 22 | 0 | 22 |
| 09:00 PM | 13 | 0 | 13 |
| 10:00 PM | 12 | 0 | 12 |
| 11:00 PM | 4 | 0 | 4 |
| Day Total | 966 | 27 | 993 |
| Percent | 97.3% | 2.7% | |
| ADT 993 | | | |
| AM Peak Volume | 10:00 AM 73 | 8:00 AM 4 | 10:00 AM 76 |
| PM Peak Volume | 2:00 PM 82 | 2:00 PM 5 | 2:00 PM 87 |

Comments:

LOCATION: SB SE Briarwood Dr north of SE McGillivray Blvd **QC JOB #:** 15932064
SPECIFIC LOCATION: **DIRECTION:** SB
CITY/STATE: Vancouver, WA **DATE:** Oct 26 2022

| Start Time | FHWA Classes 1-3 | FHWA Classes 4- 13 | Total |
|--------------------|---|--------------------------|-------|
| Grand Total | 966 | 27 | 993 |
| Percent | 97.3% | 2.7% | |
| ADT 993 |  | | |

Comments:



Type of report: Tube Count - Volume Data

| LOCATION: SB SE Briarwood Dr north of SE McGillivray Blvd SPECIFIC LOCATION: CITY/STATE: Vancouver, WA | | | | | | | QC JOB #: 15932064 DIRECTION: SB DATE: Oct 26 2022 - Oct 26 2022 | | | |
|---|-----|-----|------------------|-----|-----|-----------------------------------|---|-----|--------------------------------|----------------------|
| Start Time | Mon | Tue | Wed 26 Oct 22 | Thu | Fri | Average Weekday Hourly Traffic | Sat | Sun | Average Week Hourly Traffic | Average Week Profile |
| 12:00 AM | | | 3 | | | 3 | | | 3 | |
| 01:00 AM | | | 2 | | | 2 | | | 2 | |
| 02:00 AM | | | 1 | | | 1 | | | 1 | |
| 03:00 AM | | | 2 | | | 2 | | | 2 | |
| 04:00 AM | | | 14 | | | 14 | | | 14 | |
| 05:00 AM | | | 20 | | | 20 | | | 20 | |
| 06:00 AM | | | 41 | | | 41 | | | 41 | |
| 07:00 AM | | | 64 | | | 64 | | | 64 | |
| 08:00 AM | | | 66 | | | 66 | | | 66 | |
| 09:00 AM | | | 74 | | | 74 | | | 74 | |
| 10:00 AM | | | 76 | | | 76 | | | 76 | |
| 11:00 AM | | | 64 | | | 64 | | | 64 | |
| 12:00 PM | | | 61 | | | 61 | | | 61 | |
| 01:00 PM | | | 53 | | | 53 | | | 53 | |
| 02:00 PM | | | 87 | | | 87 | | | 87 | |
| 03:00 PM | | | 76 | | | 76 | | | 76 | |
| 04:00 PM | | | 69 | | | 69 | | | 69 | |
| 05:00 PM | | | 68 | | | 68 | | | 68 | |
| 06:00 PM | | | 67 | | | 67 | | | 67 | |
| 07:00 PM | | | 34 | | | 34 | | | 34 | |
| 08:00 PM | | | 22 | | | 22 | | | 22 | |
| 09:00 PM | | | 13 | | | 13 | | | 13 | |
| 10:00 PM | | | 12 | | | 12 | | | 12 | |
| 11:00 PM | | | 4 | | | 4 | | | 4 | |
| Day Total | | | 993 | | | 993 | | | 993 | |
| % Weekday Average | | | 100% | | | | | | | |
| % Week Average | | | 100% | | | 100% | | | | |
| AM Peak Volume | | | 10:00 AM 76 | | | 10:00 AM 76 | | | 10:00 AM 76 | |
| PM Peak Volume | | | 2:00 PM 87 | | | 2:00 PM 87 | | | 2:00 PM 87 | |

Comments:

Type of report: Tube Count - Vehicle Classification Data

LOCATION: WB SE McGillivray Blvd east of SE Briarwood Dr
SPECIFIC LOCATION:
CITY/STATE: Vancouver, WA

QC JOB #: 15932065
DIRECTION: WB
DATE: Oct 26 2022

| Start Time | FHWA | | Total |
|--------------------|-----------------|---------------|-----------------|
| | Classes 1-3 | Classes 4-13 | |
| 12:00 AM | 20 | 0 | 20 |
| 01:00 AM | 9 | 0 | 9 |
| 02:00 AM | 10 | 0 | 10 |
| 03:00 AM | 4 | 0 | 4 |
| 04:00 AM | 4 | 0 | 4 |
| 05:00 AM | 28 | 2 | 30 |
| 06:00 AM | 70 | 4 | 74 |
| 07:00 AM | 259 | 12 | 271 |
| 08:00 AM | 317 | 25 | 342 |
| 09:00 AM | 197 | 13 | 210 |
| 10:00 AM | 258 | 15 | 273 |
| 11:00 AM | 346 | 12 | 358 |
| 12:00 PM | 378 | 14 | 392 |
| 01:00 PM | 370 | 8 | 378 |
| 02:00 PM | 410 | 27 | 437 |
| 03:00 PM | 491 | 16 | 507 |
| 04:00 PM | 471 | 8 | 479 |
| 05:00 PM | 641 | 7 | 648 |
| 06:00 PM | 502 | 6 | 508 |
| 07:00 PM | 248 | 2 | 250 |
| 08:00 PM | 201 | 3 | 204 |
| 09:00 PM | 150 | 1 | 151 |
| 10:00 PM | 81 | 0 | 81 |
| 11:00 PM | 42 | 0 | 42 |
| Day Total | 5507 | 175 | 5682 |
| Percent | 96.9% | 3.1% | |
| ADT 5682 | | | |
| AM Peak Volume | 11:00 AM 346 | 8:00 AM 25 | 11:00 AM 358 |
| PM Peak Volume | 5:00 PM 641 | 2:00 PM 27 | 5:00 PM 648 |

Comments:

LOCATION: WB SE McGillivray Blvd east of SE Briarwood Dr
SPECIFIC LOCATION:
CITY/STATE: Vancouver, WA

QC JOB #: 15932065
DIRECTION: WB
DATE: Oct 26 2022

| Start Time | FHWA Classes 1-3 | FHWA Classes 4- 13 | Total |
|--------------------|---------------------|--------------------------|-------|
| Grand Total | 5507 | 175 | 5682 |
| Percent | 96.9% | 3.1% | |
| ADT 5682 | | | |

Comments:



Type of report: Tube Count - Volume Data

| LOCATION: WB SE McGillivray Blvd east of SE Briarwood Dr | | | | | | | QC JOB #: 15932065 | | | |
|--|-----|-----|------------------|-----|-----|-----------------------------------|---------------------------------|-----|--------------------------------|----------------------|
| SPECIFIC LOCATION: | | | | | | | DIRECTION: WB | | | |
| CITY/STATE: Vancouver, WA | | | | | | | DATE: Oct 26 2022 - Oct 26 2022 | | | |
| Start Time | Mon | Tue | Wed 26 Oct 22 | Thu | Fri | Average Weekday Hourly Traffic | Sat | Sun | Average Week Hourly Traffic | Average Week Profile |
| 12:00 AM | | | 20 | | | 20 | | | 20 | |
| 01:00 AM | | | 9 | | | 9 | | | 9 | |
| 02:00 AM | | | 10 | | | 10 | | | 10 | |
| 03:00 AM | | | 4 | | | 4 | | | 4 | |
| 04:00 AM | | | 4 | | | 4 | | | 4 | |
| 05:00 AM | | | 30 | | | 30 | | | 30 | |
| 06:00 AM | | | 74 | | | 74 | | | 74 | |
| 07:00 AM | | | 271 | | | 271 | | | 271 | |
| 08:00 AM | | | 342 | | | 342 | | | 342 | |
| 09:00 AM | | | 210 | | | 210 | | | 210 | |
| 10:00 AM | | | 273 | | | 273 | | | 273 | |
| 11:00 AM | | | 358 | | | 358 | | | 358 | |
| 12:00 PM | | | 392 | | | 392 | | | 392 | |
| 01:00 PM | | | 378 | | | 378 | | | 378 | |
| 02:00 PM | | | 437 | | | 437 | | | 437 | |
| 03:00 PM | | | 507 | | | 507 | | | 507 | |
| 04:00 PM | | | 479 | | | 479 | | | 479 | |
| 05:00 PM | | | 648 | | | 648 | | | 648 | |
| 06:00 PM | | | 508 | | | 508 | | | 508 | |
| 07:00 PM | | | 250 | | | 250 | | | 250 | |
| 08:00 PM | | | 204 | | | 204 | | | 204 | |
| 09:00 PM | | | 151 | | | 151 | | | 151 | |
| 10:00 PM | | | 81 | | | 81 | | | 81 | |
| 11:00 PM | | | 42 | | | 42 | | | 42 | |
| Day Total | | | 5682 | | | 5682 | | | 5682 | |
| % Weekday Average | | | 100% | | | | | | | |
| % Week Average | | | 100% | | | 100% | | | | |
| AM Peak Volume | | | 11:00 AM 358 | | | 11:00 AM 358 | | | 11:00 AM 358 | |
| PM Peak Volume | | | 5:00 PM 648 | | | 5:00 PM 648 | | | 5:00 PM 648 | |

Comments:

Type of report: Tube Count - Vehicle Classification Data

LOCATION: NB SE Briarwood Dr south of SE McGillivray Blvd
SPECIFIC LOCATION:
CITY/STATE: Vancouver, WA

QC JOB #: 15932066
DIRECTION: NB
DATE: Oct 26 2022

| Start Time | FHWA | | Total |
|-------------------|----------------|--------------|----------------|
| | Classes 1-3 | Classes 4-13 | |
| 12:00 AM | 2 | 0 | 2 |
| 01:00 AM | 1 | 0 | 1 |
| 02:00 AM | 2 | 0 | 2 |
| 03:00 AM | 1 | 0 | 1 |
| 04:00 AM | 2 | 0 | 2 |
| 05:00 AM | 14 | 0 | 14 |
| 06:00 AM | 23 | 1 | 24 |
| 07:00 AM | 58 | 0 | 58 |
| 08:00 AM | 59 | 3 | 62 |
| 09:00 AM | 53 | 2 | 55 |
| 10:00 AM | 54 | 2 | 56 |
| 11:00 AM | 67 | 2 | 69 |
| 12:00 PM | 71 | 3 | 74 |
| 01:00 PM | 62 | 1 | 63 |
| 02:00 PM | 78 | 3 | 81 |
| 03:00 PM | 73 | 5 | 78 |
| 04:00 PM | 62 | 3 | 65 |
| 05:00 PM | 51 | 0 | 51 |
| 06:00 PM | 56 | 0 | 56 |
| 07:00 PM | 29 | 0 | 29 |
| 08:00 PM | 20 | 0 | 20 |
| 09:00 PM | 14 | 0 | 14 |
| 10:00 PM | 9 | 1 | 10 |
| 11:00 PM | 2 | 0 | 2 |
| Day Total | 863 | 26 | 889 |
| Percent | 97.1% | 2.9% | |
| ADT 889 | | | |
| AM Peak Volume | 11:00 AM 67 | 8:00 AM 3 | 11:00 AM 69 |
| PM Peak Volume | 2:00 PM 78 | 3:00 PM 5 | 2:00 PM 81 |

Comments:

LOCATION: NB SE Briarwood Dr south of SE McGillivray Blvd **QC JOB #:** 15932066
SPECIFIC LOCATION: **DIRECTION:** NB
CITY/STATE: Vancouver, WA **DATE:** Oct 26 2022

| Start Time | FHWA Classes 1-3 | FHWA Classes 4- 13 | Total |
|--------------------|---------------------|--------------------------|-------|
| Grand Total | 863 | 26 | 889 |
| Percent | 97.1% | 2.9% | |
| ADT 889 | | | |

Comments:



Type of report: Tube Count - Volume Data

| LOCATION: NB SE Briarwood Dr south of SE McGillivray Blvd SPECIFIC LOCATION: CITY/STATE: Vancouver, WA | | | | | | | QC JOB #: 15932066 DIRECTION: NB DATE: Oct 26 2022 - Oct 26 2022 | | | |
|---|-----|-----|------------------|-----|-----|-----------------------------------|---|-----|--------------------------------|----------------------|
| Start Time | Mon | Tue | Wed 26 Oct 22 | Thu | Fri | Average Weekday Hourly Traffic | Sat | Sun | Average Week Hourly Traffic | Average Week Profile |
| 12:00 AM | | | 2 | | | 2 | | | 2 | |
| 01:00 AM | | | 1 | | | 1 | | | 1 | |
| 02:00 AM | | | 2 | | | 2 | | | 2 | |
| 03:00 AM | | | 1 | | | 1 | | | 1 | |
| 04:00 AM | | | 2 | | | 2 | | | 2 | |
| 05:00 AM | | | 14 | | | 14 | | | 14 | |
| 06:00 AM | | | 24 | | | 24 | | | 24 | |
| 07:00 AM | | | 58 | | | 58 | | | 58 | |
| 08:00 AM | | | 62 | | | 62 | | | 62 | |
| 09:00 AM | | | 55 | | | 55 | | | 55 | |
| 10:00 AM | | | 56 | | | 56 | | | 56 | |
| 11:00 AM | | | 69 | | | 69 | | | 69 | |
| 12:00 PM | | | 74 | | | 74 | | | 74 | |
| 01:00 PM | | | 63 | | | 63 | | | 63 | |
| 02:00 PM | | | 81 | | | 81 | | | 81 | |
| 03:00 PM | | | 78 | | | 78 | | | 78 | |
| 04:00 PM | | | 65 | | | 65 | | | 65 | |
| 05:00 PM | | | 51 | | | 51 | | | 51 | |
| 06:00 PM | | | 56 | | | 56 | | | 56 | |
| 07:00 PM | | | 29 | | | 29 | | | 29 | |
| 08:00 PM | | | 20 | | | 20 | | | 20 | |
| 09:00 PM | | | 14 | | | 14 | | | 14 | |
| 10:00 PM | | | 10 | | | 10 | | | 10 | |
| 11:00 PM | | | 2 | | | 2 | | | 2 | |
| Day Total | | | 889 | | | 889 | | | 889 | |
| % Weekday Average | | | 100% | | | | | | | |
| % Week Average | | | 100% | | | 100% | | | | |
| AM Peak Volume | | | 11:00 AM 69 | | | 11:00 AM 69 | | | 11:00 AM 69 | |
| PM Peak Volume | | | 2:00 PM 81 | | | 2:00 PM 81 | | | 2:00 PM 81 | |

Comments:

Type of report: Tube Count - Vehicle Classification Data

LOCATION: EB SE McGillivray Blvd west of SE Briarwood Dr
SPECIFIC LOCATION:
CITY/STATE: Vancouver, WA

QC JOB #: 15932067
DIRECTION: EB
DATE: Oct 26 2022

| Start Time | FHWA | | Total |
|--------------------|-----------------|---------------|-----------------|
| | Classes 1-3 | Classes 4-13 | |
| 12:00 AM | 20 | 1 | 21 |
| 01:00 AM | 6 | 0 | 6 |
| 02:00 AM | 8 | 1 | 9 |
| 03:00 AM | 9 | 0 | 9 |
| 04:00 AM | 15 | 0 | 15 |
| 05:00 AM | 63 | 0 | 63 |
| 06:00 AM | 107 | 2 | 109 |
| 07:00 AM | 158 | 9 | 167 |
| 08:00 AM | 264 | 20 | 284 |
| 09:00 AM | 204 | 14 | 218 |
| 10:00 AM | 232 | 14 | 246 |
| 11:00 AM | 279 | 12 | 291 |
| 12:00 PM | 311 | 9 | 320 |
| 01:00 PM | 278 | 13 | 291 |
| 02:00 PM | 353 | 19 | 372 |
| 03:00 PM | 402 | 19 | 421 |
| 04:00 PM | 412 | 11 | 423 |
| 05:00 PM | 409 | 7 | 416 |
| 06:00 PM | 285 | 4 | 289 |
| 07:00 PM | 162 | 2 | 164 |
| 08:00 PM | 143 | 3 | 146 |
| 09:00 PM | 82 | 1 | 83 |
| 10:00 PM | 49 | 0 | 49 |
| 11:00 PM | 17 | 1 | 18 |
| Day Total | 4268 | 162 | 4430 |
| Percent | 96.3% | 3.7% | |
| ADT 4430 | | | |
| AM Peak Volume | 11:00 AM 279 | 8:00 AM 20 | 11:00 AM 291 |
| PM Peak Volume | 4:00 PM 412 | 2:00 PM 19 | 4:00 PM 423 |

Comments:

LOCATION: EB SE McGillivray Blvd west of SE Briarwood Dr **QC JOB #:** 15932067
SPECIFIC LOCATION: **DIRECTION:** EB
CITY/STATE: Vancouver, WA **DATE:** Oct 26 2022

| Start Time | FHWA Classes 1-3 | FHWA Classes 4- 13 | Total |
|--------------------|---------------------|--------------------------|-------|
| Grand Total | 4268 | 162 | 4430 |
| Percent | 96.3% | 3.7% | |
| ADT 4430 | | | |

Comments:



Type of report: Tube Count - Volume Data

| LOCATION: EB SE McGillivray Blvd west of SE Briarwood Dr SPECIFIC LOCATION: CITY/STATE: Vancouver, WA | | | | | | | QC JOB #: 15932067 DIRECTION: EB DATE: Oct 26 2022 - Oct 26 2022 | | | |
|--|-----|-----|------------------|-----|-----|-----------------------------------|---|-----|--------------------------------|----------------------|
| Start Time | Mon | Tue | Wed 26 Oct 22 | Thu | Fri | Average Weekday Hourly Traffic | Sat | Sun | Average Week Hourly Traffic | Average Week Profile |
| 12:00 AM | | | 21 | | | 21 | | | 21 | |
| 01:00 AM | | | 6 | | | 6 | | | 6 | |
| 02:00 AM | | | 9 | | | 9 | | | 9 | |
| 03:00 AM | | | 9 | | | 9 | | | 9 | |
| 04:00 AM | | | 15 | | | 15 | | | 15 | |
| 05:00 AM | | | 63 | | | 63 | | | 63 | |
| 06:00 AM | | | 109 | | | 109 | | | 109 | |
| 07:00 AM | | | 167 | | | 167 | | | 167 | |
| 08:00 AM | | | 284 | | | 284 | | | 284 | |
| 09:00 AM | | | 218 | | | 218 | | | 218 | |
| 10:00 AM | | | 246 | | | 246 | | | 246 | |
| 11:00 AM | | | 291 | | | 291 | | | 291 | |
| 12:00 PM | | | 320 | | | 320 | | | 320 | |
| 01:00 PM | | | 291 | | | 291 | | | 291 | |
| 02:00 PM | | | 372 | | | 372 | | | 372 | |
| 03:00 PM | | | 421 | | | 421 | | | 421 | |
| 04:00 PM | | | 423 | | | 423 | | | 423 | |
| 05:00 PM | | | 416 | | | 416 | | | 416 | |
| 06:00 PM | | | 289 | | | 289 | | | 289 | |
| 07:00 PM | | | 164 | | | 164 | | | 164 | |
| 08:00 PM | | | 146 | | | 146 | | | 146 | |
| 09:00 PM | | | 83 | | | 83 | | | 83 | |
| 10:00 PM | | | 49 | | | 49 | | | 49 | |
| 11:00 PM | | | 18 | | | 18 | | | 18 | |
| Day Total | | | 4430 | | | 4430 | | | 4430 | |
| % Weekday Average | | | 100% | | | | | | | |
| % Week Average | | | 100% | | | 100% | | | | |
| AM Peak Volume | | | 11:00 AM 291 | | | 11:00 AM 291 | | | 11:00 AM 291 | |
| PM Peak Volume | | | 4:00 PM 423 | | | 4:00 PM 423 | | | 4:00 PM 423 | |

Comments:

Type of report: Tube Count - Vehicle Classification Data

LOCATION: SB SE Village Loop north of SE McGillivray Blvd
SPECIFIC LOCATION:
CITY/STATE: Vancouver, WA

QC JOB #: 15932068
DIRECTION: SB
DATE: Oct 26 2022

| Start Time | FHWA | | Total |
|--------------------|-----------------|---------------|-----------------|
| | Classes 1-3 | Classes 4-13 | |
| 12:00 AM | 8 | 0 | 8 |
| 01:00 AM | 2 | 0 | 2 |
| 02:00 AM | 4 | 0 | 4 |
| 03:00 AM | 4 | 0 | 4 |
| 04:00 AM | 0 | 0 | 0 |
| 05:00 AM | 13 | 0 | 13 |
| 06:00 AM | 33 | 0 | 33 |
| 07:00 AM | 92 | 6 | 98 |
| 08:00 AM | 151 | 12 | 163 |
| 09:00 AM | 110 | 4 | 114 |
| 10:00 AM | 158 | 2 | 160 |
| 11:00 AM | 182 | 5 | 187 |
| 12:00 PM | 203 | 4 | 207 |
| 01:00 PM | 188 | 1 | 189 |
| 02:00 PM | 201 | 14 | 215 |
| 03:00 PM | 231 | 3 | 234 |
| 04:00 PM | 230 | 2 | 232 |
| 05:00 PM | 255 | 1 | 256 |
| 06:00 PM | 229 | 0 | 229 |
| 07:00 PM | 131 | 0 | 131 |
| 08:00 PM | 107 | 0 | 107 |
| 09:00 PM | 61 | 0 | 61 |
| 10:00 PM | 45 | 0 | 45 |
| 11:00 PM | 9 | 0 | 9 |
| Day Total | 2647 | 54 | 2701 |
| Percent | 98% | 2% | |
| ADT 2701 | | | |
| AM Peak Volume | 11:00 AM 182 | 8:00 AM 12 | 11:00 AM 187 |
| PM Peak Volume | 5:00 PM 255 | 2:00 PM 14 | 5:00 PM 256 |

Comments:

LOCATION: SB SE Village Loop north of SE McGillivray Blvd **QC JOB #:** 15932068
SPECIFIC LOCATION: **DIRECTION:** SB
CITY/STATE: Vancouver, WA **DATE:** Oct 26 2022

| Start Time | FHWA Classes 1-3 | FHWA Classes 4- 13 | Total |
|--------------------|---|--------------------------|-------|
| Grand Total | 2647 | 54 | 2701 |
| Percent | 98% | 2% | |
| ADT 2701 |  | | |

Comments:



Type of report: Tube Count - Volume Data

| LOCATION: SB SE Village Loop north of SE McGillivray Blvd | | | | | | | QC JOB #: 15932068 | | | |
|---|-----|-----|------------------|-----|-----|-----------------------------------|---------------------------------|-----|--------------------------------|----------------------|
| SPECIFIC LOCATION: | | | | | | | DIRECTION: SB | | | |
| CITY/STATE: Vancouver, WA | | | | | | | DATE: Oct 26 2022 - Oct 26 2022 | | | |
| Start Time | Mon | Tue | Wed 26 Oct 22 | Thu | Fri | Average Weekday Hourly Traffic | Sat | Sun | Average Week Hourly Traffic | Average Week Profile |
| 12:00 AM | | | 8 | | | 8 | | | 8 | |
| 01:00 AM | | | 2 | | | 2 | | | 2 | |
| 02:00 AM | | | 4 | | | 4 | | | 4 | |
| 03:00 AM | | | 4 | | | 4 | | | 4 | |
| 04:00 AM | | | 0 | | | 0 | | | 0 | |
| 05:00 AM | | | 13 | | | 13 | | | 13 | |
| 06:00 AM | | | 33 | | | 33 | | | 33 | |
| 07:00 AM | | | 98 | | | 98 | | | 98 | |
| 08:00 AM | | | 163 | | | 163 | | | 163 | |
| 09:00 AM | | | 114 | | | 114 | | | 114 | |
| 10:00 AM | | | 160 | | | 160 | | | 160 | |
| 11:00 AM | | | 187 | | | 187 | | | 187 | |
| 12:00 PM | | | 207 | | | 207 | | | 207 | |
| 01:00 PM | | | 189 | | | 189 | | | 189 | |
| 02:00 PM | | | 215 | | | 215 | | | 215 | |
| 03:00 PM | | | 234 | | | 234 | | | 234 | |
| 04:00 PM | | | 232 | | | 232 | | | 232 | |
| 05:00 PM | | | 256 | | | 256 | | | 256 | |
| 06:00 PM | | | 229 | | | 229 | | | 229 | |
| 07:00 PM | | | 131 | | | 131 | | | 131 | |
| 08:00 PM | | | 107 | | | 107 | | | 107 | |
| 09:00 PM | | | 61 | | | 61 | | | 61 | |
| 10:00 PM | | | 45 | | | 45 | | | 45 | |
| 11:00 PM | | | 9 | | | 9 | | | 9 | |
| Day Total | | | 2701 | | | 2701 | | | 2701 | |
| % Weekday Average | | | 100% | | | | | | | |
| % Week Average | | | 100% | | | 100% | | | | |
| AM Peak Volume | | | 11:00 AM 187 | | | 11:00 AM 187 | | | 11:00 AM 187 | |
| PM Peak Volume | | | 5:00 PM 256 | | | 5:00 PM 256 | | | 5:00 PM 256 | |

Comments:

Type of report: Tube Count - Vehicle Classification Data

LOCATION: WB SE McGillivray Blvd east of SE Village Loop
SPECIFIC LOCATION:
CITY/STATE: Vancouver, WA

QC JOB #: 15932069
DIRECTION: WB
DATE: Oct 26 2022

| Start Time | FHWA | | Total |
|--------------------|-----------------|----------------|-----------------|
| | Classes 1-3 | Classes 4-13 | |
| 12:00 AM | 14 | 0 | 14 |
| 01:00 AM | 4 | 0 | 4 |
| 02:00 AM | 6 | 0 | 6 |
| 03:00 AM | 4 | 0 | 4 |
| 04:00 AM | 3 | 0 | 3 |
| 05:00 AM | 18 | 2 | 20 |
| 06:00 AM | 38 | 4 | 42 |
| 07:00 AM | 156 | 5 | 161 |
| 08:00 AM | 161 | 14 | 175 |
| 09:00 AM | 134 | 6 | 140 |
| 10:00 AM | 160 | 10 | 170 |
| 11:00 AM | 226 | 8 | 234 |
| 12:00 PM | 259 | 11 | 270 |
| 01:00 PM | 263 | 6 | 269 |
| 02:00 PM | 283 | 11 | 294 |
| 03:00 PM | 312 | 8 | 320 |
| 04:00 PM | 312 | 3 | 315 |
| 05:00 PM | 440 | 4 | 444 |
| 06:00 PM | 319 | 1 | 320 |
| 07:00 PM | 152 | 0 | 152 |
| 08:00 PM | 122 | 2 | 124 |
| 09:00 PM | 88 | 0 | 88 |
| 10:00 PM | 49 | 0 | 49 |
| 11:00 PM | 28 | 0 | 28 |
| Day Total | 3551 | 95 | 3646 |
| Percent | 97.4% | 2.6% | |
| ADT 3646 | | | |
| AM Peak Volume | 11:00 AM 226 | 8:00 AM 14 | 11:00 AM 234 |
| PM Peak Volume | 5:00 PM 440 | 12:00 PM 11 | 5:00 PM 444 |

Comments:

LOCATION: WB SE McGillivray Blvd east of SE Village Loop **QC JOB #:** 15932069
SPECIFIC LOCATION: **DIRECTION:** WB
CITY/STATE: Vancouver, WA **DATE:** Oct 26 2022

| Start Time | FHWA Classes 1-3 | FHWA Classes 4- 13 | Total |
|--------------------|---------------------|--------------------------|-------|
| Grand Total | 3551 | 95 | 3646 |
| Percent | 97.4% | 2.6% | |
| ADT 3646 | | | |

Comments:



Type of report: Tube Count - Volume Data

| LOCATION: WB SE McGillivray Blvd east of SE Village Loop | | | | | | | QC JOB #: 15932069 | | | |
|--|-----|-----|------------------|-----|-----|-----------------------------------|---------------------------------|-----|--------------------------------|----------------------|
| SPECIFIC LOCATION: | | | | | | | DIRECTION: WB | | | |
| CITY/STATE: Vancouver, WA | | | | | | | DATE: Oct 26 2022 - Oct 26 2022 | | | |
| Start Time | Mon | Tue | Wed 26 Oct 22 | Thu | Fri | Average Weekday Hourly Traffic | Sat | Sun | Average Week Hourly Traffic | Average Week Profile |
| 12:00 AM | | | 14 | | | 14 | | | 14 | |
| 01:00 AM | | | 4 | | | 4 | | | 4 | |
| 02:00 AM | | | 6 | | | 6 | | | 6 | |
| 03:00 AM | | | 4 | | | 4 | | | 4 | |
| 04:00 AM | | | 3 | | | 3 | | | 3 | |
| 05:00 AM | | | 20 | | | 20 | | | 20 | |
| 06:00 AM | | | 42 | | | 42 | | | 42 | |
| 07:00 AM | | | 161 | | | 161 | | | 161 | |
| 08:00 AM | | | 175 | | | 175 | | | 175 | |
| 09:00 AM | | | 140 | | | 140 | | | 140 | |
| 10:00 AM | | | 170 | | | 170 | | | 170 | |
| 11:00 AM | | | 234 | | | 234 | | | 234 | |
| 12:00 PM | | | 270 | | | 270 | | | 270 | |
| 01:00 PM | | | 269 | | | 269 | | | 269 | |
| 02:00 PM | | | 294 | | | 294 | | | 294 | |
| 03:00 PM | | | 320 | | | 320 | | | 320 | |
| 04:00 PM | | | 315 | | | 315 | | | 315 | |
| 05:00 PM | | | 444 | | | 444 | | | 444 | |
| 06:00 PM | | | 320 | | | 320 | | | 320 | |
| 07:00 PM | | | 152 | | | 152 | | | 152 | |
| 08:00 PM | | | 124 | | | 124 | | | 124 | |
| 09:00 PM | | | 88 | | | 88 | | | 88 | |
| 10:00 PM | | | 49 | | | 49 | | | 49 | |
| 11:00 PM | | | 28 | | | 28 | | | 28 | |
| Day Total | | | 3646 | | | 3646 | | | 3646 | |
| % Weekday Average | | | 100% | | | | | | | |
| % Week Average | | | 100% | | | 100% | | | | |
| AM Peak Volume | | | 11:00 AM 234 | | | 11:00 AM 234 | | | 11:00 AM 234 | |
| PM Peak Volume | | | 5:00 PM 444 | | | 5:00 PM 444 | | | 5:00 PM 444 | |

Comments:

Type of report: Tube Count - Vehicle Classification Data

LOCATION: NB SE Village Loop south of SE McGillivray Blvd
SPECIFIC LOCATION:
CITY/STATE: Vancouver, WA

QC JOB #: 15932070
DIRECTION: NB
DATE: Oct 26 2022

| Start Time | FHWA | | Total |
|--------------------|-----------------|--------------|-----------------|
| | Classes 1-3 | Classes 4-13 | |
| 12:00 AM | 3 | 0 | 3 |
| 01:00 AM | 3 | 0 | 3 |
| 02:00 AM | 4 | 0 | 4 |
| 03:00 AM | 1 | 0 | 1 |
| 04:00 AM | 3 | 0 | 3 |
| 05:00 AM | 6 | 0 | 6 |
| 06:00 AM | 17 | 2 | 19 |
| 07:00 AM | 64 | 5 | 69 |
| 08:00 AM | 86 | 4 | 90 |
| 09:00 AM | 76 | 3 | 79 |
| 10:00 AM | 103 | 3 | 106 |
| 11:00 AM | 110 | 5 | 115 |
| 12:00 PM | 104 | 2 | 106 |
| 01:00 PM | 119 | 3 | 122 |
| 02:00 PM | 101 | 7 | 108 |
| 03:00 PM | 100 | 6 | 106 |
| 04:00 PM | 97 | 3 | 100 |
| 05:00 PM | 106 | 2 | 108 |
| 06:00 PM | 82 | 5 | 87 |
| 07:00 PM | 42 | 2 | 44 |
| 08:00 PM | 43 | 2 | 45 |
| 09:00 PM | 17 | 1 | 18 |
| 10:00 PM | 11 | 0 | 11 |
| 11:00 PM | 8 | 0 | 8 |
| Day Total | 1306 | 55 | 1361 |
| Percent | 96% | 4% | |
| ADT 1361 | | | |
| AM Peak Volume | 11:00 AM 110 | 7:00 AM 5 | 11:00 AM 115 |
| PM Peak Volume | 1:00 PM 119 | 2:00 PM 7 | 1:00 PM 122 |

Comments:

LOCATION: NB SE Village Loop south of SE McGillivray Blvd **QC JOB #:** 15932070
SPECIFIC LOCATION: **DIRECTION:** NB
CITY/STATE: Vancouver, WA **DATE:** Oct 26 2022

| Start Time | FHWA Classes 1-3 | FHWA Classes 4- 13 | Total |
|--------------------|---------------------|--------------------------|-------|
| Grand Total | 1306 | 55 | 1361 |
| Percent | 96% | 4% | |
| ADT 1361 | | | |

Comments:



Type of report: Tube Count - Volume Data

| LOCATION: NB SE Village Loop south of SE McGillivray Blvd SPECIFIC LOCATION: CITY/STATE: Vancouver, WA | | | | | | | QC JOB #: 15932070 DIRECTION: NB DATE: Oct 26 2022 - Oct 26 2022 | | | |
|---|-----|-----|------------------|-----|-----|-----------------------------------|---|-----|--------------------------------|----------------------|
| Start Time | Mon | Tue | Wed 26 Oct 22 | Thu | Fri | Average Weekday Hourly Traffic | Sat | Sun | Average Week Hourly Traffic | Average Week Profile |
| 12:00 AM | | | 3 | | | 3 | | | 3 | |
| 01:00 AM | | | 3 | | | 3 | | | 3 | |
| 02:00 AM | | | 4 | | | 4 | | | 4 | |
| 03:00 AM | | | 1 | | | 1 | | | 1 | |
| 04:00 AM | | | 3 | | | 3 | | | 3 | |
| 05:00 AM | | | 6 | | | 6 | | | 6 | |
| 06:00 AM | | | 19 | | | 19 | | | 19 | |
| 07:00 AM | | | 69 | | | 69 | | | 69 | |
| 08:00 AM | | | 90 | | | 90 | | | 90 | |
| 09:00 AM | | | 79 | | | 79 | | | 79 | |
| 10:00 AM | | | 106 | | | 106 | | | 106 | |
| 11:00 AM | | | 115 | | | 115 | | | 115 | |
| 12:00 PM | | | 106 | | | 106 | | | 106 | |
| 01:00 PM | | | 122 | | | 122 | | | 122 | |
| 02:00 PM | | | 108 | | | 108 | | | 108 | |
| 03:00 PM | | | 106 | | | 106 | | | 106 | |
| 04:00 PM | | | 100 | | | 100 | | | 100 | |
| 05:00 PM | | | 108 | | | 108 | | | 108 | |
| 06:00 PM | | | 87 | | | 87 | | | 87 | |
| 07:00 PM | | | 44 | | | 44 | | | 44 | |
| 08:00 PM | | | 45 | | | 45 | | | 45 | |
| 09:00 PM | | | 18 | | | 18 | | | 18 | |
| 10:00 PM | | | 11 | | | 11 | | | 11 | |
| 11:00 PM | | | 8 | | | 8 | | | 8 | |
| Day Total | | | 1361 | | | 1361 | | | 1361 | |
| % Weekday Average | | | 100% | | | | | | | |
| % Week Average | | | 100% | | | 100% | | | | |
| AM Peak Volume | | | 11:00 AM 115 | | | 11:00 AM 115 | | | 11:00 AM 115 | |
| PM Peak Volume | | | 1:00 PM 122 | | | 1:00 PM 122 | | | 1:00 PM 122 | |

Comments:

Type of report: Tube Count - Vehicle Classification Data

LOCATION: EB SE McGillivray Blvd west of SE Village Loop
SPECIFIC LOCATION:
CITY/STATE: Vancouver, WA

QC JOB #: 15932071
DIRECTION: EB
DATE: Oct 26 2022

| Start Time | FHWA | FHWA | Total |
|--------------------|-----------------|---------------|-----------------|
| | Classes 1-3 | Classes 4-13 | |
| 12:00 AM | 22 | 0 | 22 |
| 01:00 AM | 9 | 0 | 9 |
| 02:00 AM | 8 | 0 | 8 |
| 03:00 AM | 12 | 1 | 13 |
| 04:00 AM | 29 | 0 | 29 |
| 05:00 AM | 92 | 1 | 93 |
| 06:00 AM | 155 | 3 | 158 |
| 07:00 AM | 232 | 9 | 241 |
| 08:00 AM | 319 | 20 | 339 |
| 09:00 AM | 285 | 14 | 299 |
| 10:00 AM | 298 | 16 | 314 |
| 11:00 AM | 338 | 13 | 351 |
| 12:00 PM | 358 | 11 | 369 |
| 01:00 PM | 344 | 10 | 354 |
| 02:00 PM | 434 | 17 | 451 |
| 03:00 PM | 476 | 20 | 496 |
| 04:00 PM | 450 | 12 | 462 |
| 05:00 PM | 478 | 9 | 487 |
| 06:00 PM | 365 | 3 | 368 |
| 07:00 PM | 198 | 2 | 200 |
| 08:00 PM | 172 | 3 | 175 |
| 09:00 PM | 99 | 1 | 100 |
| 10:00 PM | 58 | 0 | 58 |
| 11:00 PM | 21 | 1 | 22 |
| Day Total | 5252 | 166 | 5418 |
| Percent | 96.9% | 3.1% | |
| ADT 5418 | | | |
| AM Peak Volume | 11:00 AM 338 | 8:00 AM 20 | 11:00 AM 351 |
| PM Peak Volume | 5:00 PM 478 | 3:00 PM 20 | 3:00 PM 496 |

Comments:

LOCATION: EB SE McGillivray Blvd west of SE Village Loop **QC JOB #:** 15932071
SPECIFIC LOCATION: **DIRECTION:** EB
CITY/STATE: Vancouver, WA **DATE:** Oct 26 2022

| Start Time | FHWA Classes 1-3 | FHWA Classes 4- 13 | Total |
|--------------------|---------------------|--------------------------|-------|
| Grand Total | 5252 | 166 | 5418 |
| Percent | 96.9% | 3.1% | |
| ADT 5418 | | | |

Comments:



Type of report: Tube Count - Volume Data

| LOCATION: EB SE McGillivray Blvd west of SE Village Loop SPECIFIC LOCATION: CITY/STATE: Vancouver, WA | | | | | | | QC JOB #: 15932071 DIRECTION: EB DATE: Oct 26 2022 - Oct 26 2022 | | | |
|--|-----|-----|------------------|-----|-----|-----------------------------------|---|-----|--------------------------------|----------------------|
| Start Time | Mon | Tue | Wed 26 Oct 22 | Thu | Fri | Average Weekday Hourly Traffic | Sat | Sun | Average Week Hourly Traffic | Average Week Profile |
| 12:00 AM | | | 22 | | | 22 | | | 22 | |
| 01:00 AM | | | 9 | | | 9 | | | 9 | |
| 02:00 AM | | | 8 | | | 8 | | | 8 | |
| 03:00 AM | | | 13 | | | 13 | | | 13 | |
| 04:00 AM | | | 29 | | | 29 | | | 29 | |
| 05:00 AM | | | 93 | | | 93 | | | 93 | |
| 06:00 AM | | | 158 | | | 158 | | | 158 | |
| 07:00 AM | | | 241 | | | 241 | | | 241 | |
| 08:00 AM | | | 339 | | | 339 | | | 339 | |
| 09:00 AM | | | 299 | | | 299 | | | 299 | |
| 10:00 AM | | | 314 | | | 314 | | | 314 | |
| 11:00 AM | | | 351 | | | 351 | | | 351 | |
| 12:00 PM | | | 369 | | | 369 | | | 369 | |
| 01:00 PM | | | 354 | | | 354 | | | 354 | |
| 02:00 PM | | | 451 | | | 451 | | | 451 | |
| 03:00 PM | | | 496 | | | 496 | | | 496 | |
| 04:00 PM | | | 462 | | | 462 | | | 462 | |
| 05:00 PM | | | 487 | | | 487 | | | 487 | |
| 06:00 PM | | | 368 | | | 368 | | | 368 | |
| 07:00 PM | | | 200 | | | 200 | | | 200 | |
| 08:00 PM | | | 175 | | | 175 | | | 175 | |
| 09:00 PM | | | 100 | | | 100 | | | 100 | |
| 10:00 PM | | | 58 | | | 58 | | | 58 | |
| 11:00 PM | | | 22 | | | 22 | | | 22 | |
| Day Total | | | 5418 | | | 5418 | | | 5418 | |
| % Weekday Average | | | 100% | | | | | | | |
| % Week Average | | | 100% | | | 100% | | | | |
| AM Peak Volume | | | 11:00 AM 351 | | | 11:00 AM 351 | | | 11:00 AM 351 | |
| PM Peak Volume | | | 3:00 PM 496 | | | 3:00 PM 496 | | | 3:00 PM 496 | |

Comments:

Appendix B: LOS & Queueing Reports

Draft

LOS Reports

Draft

SimTraffic Post-Processor
Average Results from 10 Runs
Volume and Delay by Movement

SE McGillivray Blvd
2022 Existing
AM Peak Hour

Intersection 1 SE Chkalov Drive / SE McGillivray Blvd Signal

| Direction | Movement | Demand Volume (vph) | Served Volume (vph) | | Total Delay (sec/veh) | | LOS |
|-----------|------------|---------------------|---------------------|---------|-----------------------|-----------|-----|
| | | | Average | Percent | Average | Std. Dev. | |
| NB | Left Turn | 1 | 0 | 30.0% | 6.2 | 16.3 | A |
| | Through | 10 | 9 | 94.0% | 15.5 | 13.0 | B |
| | Right Turn | 4 | 5 | 112.5% | 3.4 | 2.5 | A |
| | Subtotal | 15 | 14 | 94.7% | 12.0 | 6.4 | B |
| SB | Left Turn | 100 | 101 | 100.9% | 21.2 | 2.8 | C |
| | Through | 2 | 2 | 105.0% | 10.1 | 17.6 | B |
| | Right Turn | 193 | 193 | 99.7% | 5.8 | 0.5 | A |
| | Subtotal | 295 | 296 | 100.2% | 11.1 | 1.1 | B |
| EB | Left Turn | 276 | 271 | 98.2% | 18.0 | 1.9 | B |
| | Through | 210 | 213 | 101.2% | 3.3 | 1.1 | A |
| | Right Turn | 1 | 1 | 140.0% | 0.0 | 0.0 | A |
| | Subtotal | 487 | 485 | 99.6% | 11.6 | 1.6 | B |
| WB | Left Turn | 2 | 2 | 100.0% | 20.9 | 24.6 | C |
| | Through | 333 | 339 | 101.8% | 13.9 | 2.1 | B |
| | Right Turn | 249 | 253 | 101.6% | 6.2 | 0.7 | A |
| | Subtotal | 584 | 594 | 101.7% | 10.8 | 1.3 | B |
| Total | | 1,381 | 1,389 | 100.6% | 11.2 | 0.9 | B |

Intersection 2 SE 119th Avenue / SE McGillivray Blvd Side-street Stop

| Direction | Movement | Demand Volume (vph) | Served Volume (vph) | | Total Delay (sec/veh) | | LOS |
|-----------|------------|---------------------|---------------------|---------|-----------------------|-----------|-----|
| | | | Average | Percent | Average | Std. Dev. | |
| NB | Left Turn | | | | | | |
| | Through | | | | | | |
| | Right Turn | | | | | | |
| | Subtotal | | | | | | |
| SB | Left Turn | 13 | 12 | 90.0% | 9.0 | 6.0 | A |
| | Through | | | | | | |
| | Right Turn | 14 | 16 | 115.7% | 5.2 | 1.4 | A |
| | Subtotal | 27 | 28 | 103.3% | 6.8 | 2.7 | A |
| EB | Left Turn | 11 | 13 | 114.5% | 5.2 | 1.6 | A |
| | Through | 303 | 308 | 101.6% | 0.8 | 0.3 | A |
| | Right Turn | | | | | | |
| | Subtotal | 314 | 320 | 102.0% | 1.0 | 0.3 | A |
| WB | Left Turn | | | | | | |
| | Through | 570 | 577 | 101.2% | 0.8 | 0.1 | A |
| | Right Turn | 17 | 17 | 98.2% | 1.2 | 1.4 | A |
| | Subtotal | 587 | 593 | 101.1% | 0.8 | 0.1 | A |
| Total | | 928 | 942 | 101.5% | 1.1 | 0.2 | A |

SimTraffic Post-Processor
Average Results from 10 Runs
Volume and Delay by Movement

SE McGillivray Blvd
2022 Existing
AM Peak Hour

Intersection 3

SE 121st Avenue / SE McGillivray Blvd

Side-street Stop

| Direction | Movement | Demand Volume (vph) | Served Volume (vph) | | Total Delay (sec/veh) | | |
|-----------|------------|---------------------|---------------------|---------|-----------------------|-----------|-----|
| | | | Average | Percent | Average | Std. Dev. | LOS |
| NB | Left Turn | 32 | 28 | 87.2% | 9.5 | 4.0 | A |
| | Through | | | | | | |
| | Right Turn | 1 | 2 | 160.0% | 0.6 | 1.2 | A |
| | Subtotal | 33 | 30 | 89.4% | 9.4 | 4.1 | A |
| SB | Left Turn | | | | | | |
| | Through | | | | | | |
| | Right Turn | | | | | | |
| | Subtotal | | | | | | |
| EB | Left Turn | | | | | | |
| | Through | 300 | 304 | 101.4% | 0.4 | 0.2 | A |
| | Right Turn | 16 | 16 | 99.4% | 0.3 | 0.3 | A |
| | Subtotal | 316 | 320 | 101.3% | 0.4 | 0.1 | A |
| WB | Left Turn | 5 | 4 | 74.0% | 2.1 | 1.7 | A |
| | Through | 555 | 564 | 101.5% | 1.8 | 0.1 | A |
| | Right Turn | | | | | | |
| | Subtotal | 560 | 567 | 101.3% | 1.8 | 0.1 | A |
| Total | | 909 | 917 | 100.9% | 1.6 | 0.1 | A |

Intersection 4

SE 125th Avenue / SE McGillivray Blvd

All-way Stop

| Direction | Movement | Demand Volume (vph) | Served Volume (vph) | | Total Delay (sec/veh) | | |
|-----------|------------|---------------------|---------------------|---------|-----------------------|-----------|-----|
| | | | Average | Percent | Average | Std. Dev. | LOS |
| NB | Left Turn | 71 | 73 | 103.2% | 5.0 | 0.4 | A |
| | Through | 5 | 5 | 98.0% | 3.8 | 2.7 | A |
| | Right Turn | 14 | 13 | 95.7% | 3.5 | 0.9 | A |
| | Subtotal | 90 | 92 | 101.8% | 4.8 | 0.4 | A |
| SB | Left Turn | 14 | 14 | 97.9% | 5.0 | 1.2 | A |
| | Through | 3 | 4 | 116.7% | 3.0 | 2.8 | A |
| | Right Turn | 9 | 9 | 102.2% | 3.2 | 1.9 | A |
| | Subtotal | 26 | 26 | 101.5% | 4.5 | 1.0 | A |
| EB | Left Turn | 5 | 5 | 98.0% | 2.3 | 2.6 | A |
| | Through | 268 | 272 | 101.5% | 5.8 | 0.3 | A |
| | Right Turn | 28 | 29 | 104.3% | 4.1 | 1.5 | A |
| | Subtotal | 301 | 306 | 101.7% | 5.7 | 0.3 | A |
| WB | Left Turn | 17 | 17 | 98.8% | 5.8 | 0.9 | A |
| | Through | 480 | 485 | 100.9% | 7.6 | 0.4 | A |
| | Right Turn | 15 | 15 | 100.0% | 4.9 | 1.3 | A |
| | Subtotal | 512 | 516 | 100.8% | 7.4 | 0.4 | A |
| Total | | 929 | 940 | 101.2% | 6.5 | 0.2 | A |

SimTraffic Post-Processor
Average Results from 10 Runs
Volume and Delay by Movement

SE McGillivray Blvd
2022 Existing
AM Peak Hour

Intersection 5

SE 132nd Avenue / SE McGillivray Blvd

All-way Stop

| Direction | Movement | Demand Volume (vph) | Served Volume (vph) | | Total Delay (sec/veh) | | |
|-----------|------------|---------------------|---------------------|---------|-----------------------|-----------|-----|
| | | | Average | Percent | Average | Std. Dev. | LOS |
| NB | Left Turn | 119 | 120 | 100.9% | 5.4 | 0.9 | A |
| | Through | 13 | 13 | 103.1% | 4.9 | 2.0 | A |
| | Right Turn | 47 | 48 | 103.0% | 2.6 | 0.6 | A |
| | Subtotal | 179 | 182 | 101.6% | 4.8 | 0.6 | A |
| SB | Left Turn | 11 | 11 | 99.1% | 4.1 | 2.4 | A |
| | Through | 8 | 8 | 103.8% | 6.1 | 1.7 | A |
| | Right Turn | 16 | 16 | 100.6% | 3.3 | 0.7 | A |
| | Subtotal | 35 | 35 | 100.9% | 4.6 | 0.5 | A |
| EB | Left Turn | 6 | 7 | 108.3% | 6.8 | 3.9 | A |
| | Through | 258 | 265 | 102.7% | 7.4 | 0.6 | A |
| | Right Turn | 32 | 29 | 89.1% | 5.2 | 1.2 | A |
| | Subtotal | 296 | 300 | 101.3% | 7.2 | 0.6 | A |
| WB | Left Turn | 48 | 53 | 109.8% | 6.9 | 0.7 | A |
| | Through | 377 | 380 | 100.9% | 6.9 | 0.5 | A |
| | Right Turn | 17 | 16 | 94.7% | 4.8 | 0.5 | A |
| | Subtotal | 442 | 449 | 101.6% | 6.8 | 0.4 | A |
| Total | | 952 | 966 | 101.5% | 6.5 | 0.4 | A |

Intersection 6

SE 136th Street / SE McGillivray Blvd

All-way Stop

| Direction | Movement | Demand Volume (vph) | Served Volume (vph) | | Total Delay (sec/veh) | | |
|-----------|------------|---------------------|---------------------|---------|-----------------------|-----------|-----|
| | | | Average | Percent | Average | Std. Dev. | LOS |
| NB | Left Turn | 16 | 17 | 107.5% | 5.4 | 1.5 | A |
| | Through | 39 | 37 | 95.9% | 6.9 | 1.3 | A |
| | Right Turn | 10 | 10 | 103.0% | 3.5 | 2.1 | A |
| | Subtotal | 65 | 65 | 99.8% | 6.1 | 1.1 | A |
| SB | Left Turn | 155 | 153 | 98.8% | 7.0 | 1.4 | A |
| | Through | 15 | 18 | 122.7% | 5.4 | 1.4 | A |
| | Right Turn | 143 | 147 | 102.5% | 4.4 | 0.8 | A |
| | Subtotal | 313 | 318 | 101.7% | 5.8 | 0.6 | A |
| EB | Left Turn | 109 | 112 | 102.6% | 8.1 | 0.9 | A |
| | Through | 201 | 203 | 101.1% | 7.3 | 0.8 | A |
| | Right Turn | 6 | 7 | 108.3% | 3.7 | 1.0 | A |
| | Subtotal | 316 | 322 | 101.7% | 7.5 | 0.7 | A |
| WB | Left Turn | 5 | 4 | 78.0% | 3.7 | 4.4 | A |
| | Through | 283 | 287 | 101.3% | 7.8 | 0.8 | A |
| | Right Turn | 195 | 194 | 99.5% | 6.3 | 0.9 | A |
| | Subtotal | 483 | 485 | 100.4% | 7.2 | 0.8 | A |
| Total | | 1,177 | 1,189 | 101.1% | 6.8 | 0.6 | A |

SimTraffic Post-Processor
Average Results from 10 Runs
Volume and Delay by Movement

SE McGillivray Blvd
2022 Existing
AM Peak Hour

Intersection 7

SE 19th Street / SE McGillivray Blvd

Side-street Stop

| Direction | Movement | Demand Volume (vph) | Served Volume (vph) | | Total Delay (sec/veh) | | |
|-----------|------------|---------------------|---------------------|---------|-----------------------|-----------|-----|
| | | | Average | Percent | Average | Std. Dev. | LOS |
| NB | Left Turn | 25 | 25 | 100.8% | 11.9 | 3.9 | B |
| | Through | 10 | 10 | 99.0% | 11.6 | 6.4 | B |
| | Right Turn | 55 | 55 | 99.6% | 5.1 | 1.4 | A |
| | Subtotal | 90 | 90 | 99.9% | 7.9 | 1.9 | A |
| SB | Left Turn | 18 | 17 | 92.8% | 10.8 | 2.7 | B |
| | Through | 15 | 10 | 63.3% | 13.3 | 4.4 | B |
| | Right Turn | 25 | 25 | 98.4% | 5.7 | 2.5 | A |
| | Subtotal | 58 | 51 | 87.6% | 9.1 | 1.5 | A |
| EB | Left Turn | 12 | 13 | 107.5% | 4.6 | 2.0 | A |
| | Through | 342 | 342 | 99.9% | 1.6 | 0.2 | A |
| | Right Turn | 12 | 12 | 102.5% | 1.6 | 0.5 | A |
| | Subtotal | 366 | 367 | 100.3% | 1.7 | 0.2 | A |
| WB | Left Turn | 35 | 32 | 92.6% | 3.2 | 0.7 | A |
| | Through | 433 | 433 | 100.0% | 0.6 | 0.1 | A |
| | Right Turn | 20 | 20 | 100.0% | 0.4 | 0.4 | A |
| | Subtotal | 488 | 485 | 99.4% | 0.7 | 0.1 | A |
| Total | | 1,002 | 993 | 99.1% | 2.1 | 0.2 | A |

Intersection 8

SE Bella Vista Road / SE McGillivray Blvd

Side-street Stop

| Direction | Movement | Demand Volume (vph) | Served Volume (vph) | | Total Delay (sec/veh) | | |
|-----------|------------|---------------------|---------------------|---------|-----------------------|-----------|-----|
| | | | Average | Percent | Average | Std. Dev. | LOS |
| NB | Left Turn | 59 | 59 | 100.0% | 9.9 | 1.7 | A |
| | Through | | | | | | |
| | Right Turn | 18 | 21 | 114.4% | 3.9 | 0.9 | A |
| | Subtotal | 77 | 80 | 103.4% | 8.6 | 1.5 | A |
| SB | Left Turn | | | | | | |
| | Through | | | | | | |
| | Right Turn | | | | | | |
| | Subtotal | | | | | | |
| EB | Left Turn | | | | | | |
| | Through | 391 | 390 | 99.6% | 0.3 | 0.1 | A |
| | Right Turn | 24 | 24 | 100.4% | 0.3 | 0.3 | A |
| | Subtotal | 415 | 414 | 99.7% | 0.3 | 0.1 | A |
| WB | Left Turn | 9 | 8 | 90.0% | 3.3 | 2.0 | A |
| | Through | 416 | 414 | 99.6% | 0.9 | 0.1 | A |
| | Right Turn | | | | | | |
| | Subtotal | 425 | 422 | 99.4% | 1.0 | 0.2 | A |
| Total | | 917 | 916 | 99.8% | 1.4 | 0.2 | A |

SimTraffic Post-Processor
Average Results from 10 Runs
Volume and Delay by Movement

SE McGillivray Blvd
2022 Existing
AM Peak Hour

Intersection 9 SE Blairmont Drive / SE McGillivray Blvd Side-street Stop

| Direction | Movement | Demand Volume (vph) | Served Volume (vph) | | Total Delay (sec/veh) | | |
|-----------|------------|---------------------|---------------------|---------|-----------------------|-----------|-----|
| | | | Average | Percent | Average | Std. Dev. | LOS |
| NB | Left Turn | 38 | 38 | 100.8% | 14.6 | 5.0 | B |
| | Through | 12 | 14 | 115.0% | 20.0 | 5.5 | C |
| | Right Turn | 5 | 5 | 98.0% | 7.1 | 7.1 | A |
| | Subtotal | 55 | 57 | 103.6% | 15.5 | 3.9 | C |
| SB | Left Turn | 68 | 66 | 96.5% | 14.6 | 6.8 | B |
| | Through | 3 | 3 | 93.3% | 8.1 | 8.8 | A |
| | Right Turn | 169 | 174 | 102.9% | 4.8 | 1.1 | A |
| | Subtotal | 240 | 242 | 101.0% | 7.8 | 2.6 | A |
| EB | Left Turn | 186 | 182 | 97.7% | 6.0 | 1.5 | A |
| | Through | 195 | 199 | 101.8% | 1.2 | 0.3 | A |
| | Right Turn | 28 | 31 | 109.3% | 0.7 | 0.6 | A |
| | Subtotal | 409 | 411 | 100.4% | 3.3 | 0.7 | A |
| WB | Left Turn | 2 | 2 | 100.0% | 1.2 | 2.2 | A |
| | Through | 218 | 212 | 97.2% | 1.1 | 0.2 | A |
| | Right Turn | 110 | 106 | 96.5% | 1.3 | 0.6 | A |
| | Subtotal | 330 | 320 | 97.0% | 1.2 | 0.3 | A |
| Total | | 1,034 | 1,030 | 99.6% | 4.4 | 0.9 | A |

Intersection 10 SE Park Crest Avenue / SE McGillivray Blvd Side-street Stop

| Direction | Movement | Demand Volume (vph) | Served Volume (vph) | | Total Delay (sec/veh) | | |
|-----------|------------|---------------------|---------------------|---------|-----------------------|-----------|-----|
| | | | Average | Percent | Average | Std. Dev. | LOS |
| NB | Left Turn | 4 | 3 | 65.0% | 4.5 | 5.3 | A |
| | Through | 1 | 1 | 140.0% | 1.0 | 2.3 | A |
| | Right Turn | 9 | 9 | 94.4% | 2.4 | 1.1 | A |
| | Subtotal | 14 | 13 | 89.3% | 4.0 | 2.4 | A |
| SB | Left Turn | 23 | 21 | 93.0% | 8.5 | 3.7 | A |
| | Through | 2 | 2 | 100.0% | 5.2 | 5.2 | A |
| | Right Turn | 20 | 18 | 89.5% | 3.5 | 0.7 | A |
| | Subtotal | 45 | 41 | 91.8% | 6.4 | 2.0 | A |
| EB | Left Turn | 34 | 37 | 107.4% | 3.8 | 1.4 | A |
| | Through | 226 | 225 | 99.7% | 0.8 | 0.2 | A |
| | Right Turn | 8 | 6 | 75.0% | 0.7 | 0.8 | A |
| | Subtotal | 268 | 268 | 100.0% | 1.2 | 0.3 | A |
| WB | Left Turn | 7 | 6 | 91.4% | 3.3 | 3.5 | A |
| | Through | 306 | 298 | 97.2% | 1.6 | 0.1 | A |
| | Right Turn | 42 | 43 | 103.3% | 1.9 | 0.5 | A |
| | Subtotal | 355 | 347 | 97.8% | 1.7 | 0.1 | A |
| Total | | 682 | 669 | 98.1% | 1.8 | 0.2 | A |

SimTraffic Post-Processor
Average Results from 10 Runs
Volume and Delay by Movement

SE McGillivray Blvd
2022 Existing
AM Peak Hour

Intersection 11 SE Briarwood Drive / SE McGillivray Blvd All-way Stop

| Direction | Movement | Demand Volume (vph) | Served Volume (vph) | | Total Delay (sec/veh) | | |
|-----------|------------|---------------------|---------------------|---------|-----------------------|-----------|-----|
| | | | Average | Percent | Average | Std. Dev. | LOS |
| NB | Left Turn | 34 | 33 | 96.8% | 4.9 | 0.6 | A |
| | Through | 4 | 4 | 102.5% | 4.1 | 3.6 | A |
| | Right Turn | 34 | 35 | 101.5% | 3.1 | 0.6 | A |
| | Subtotal | 72 | 72 | 99.3% | 4.2 | 0.4 | A |
| SB | Left Turn | 51 | 53 | 103.5% | 5.1 | 0.6 | A |
| | Through | 5 | 3 | 66.0% | 3.2 | 3.4 | A |
| | Right Turn | 17 | 18 | 108.2% | 3.3 | 1.5 | A |
| | Subtotal | 73 | 75 | 102.1% | 4.7 | 0.5 | A |
| EB | Left Turn | 8 | 7 | 85.0% | 4.1 | 1.9 | A |
| | Through | 242 | 243 | 100.2% | 5.4 | 0.3 | A |
| | Right Turn | 8 | 7 | 85.0% | 3.6 | 1.4 | A |
| | Subtotal | 258 | 256 | 99.3% | 5.3 | 0.3 | A |
| WB | Left Turn | 19 | 20 | 107.4% | 5.5 | 0.5 | A |
| | Through | 304 | 299 | 98.3% | 6.8 | 0.4 | A |
| | Right Turn | 33 | 39 | 116.7% | 5.1 | 1.2 | A |
| | Subtotal | 356 | 358 | 100.4% | 6.6 | 0.4 | A |
| Total | | 759 | 760 | 100.1% | 5.8 | 0.2 | A |

Intersection 12 SE Village Loop / SE McGillivray Blvd All-way Stop

| Direction | Movement | Demand Volume (vph) | Served Volume (vph) | | Total Delay (sec/veh) | | |
|-----------|------------|---------------------|---------------------|---------|-----------------------|-----------|-----|
| | | | Average | Percent | Average | Std. Dev. | LOS |
| NB | Left Turn | 55 | 53 | 96.7% | 5.1 | 0.8 | A |
| | Through | 21 | 19 | 92.4% | 5.6 | 0.7 | A |
| | Right Turn | 18 | 20 | 113.3% | 3.1 | 0.6 | A |
| | Subtotal | 94 | 93 | 98.9% | 4.8 | 0.6 | A |
| SB | Left Turn | 4 | 4 | 105.0% | 4.3 | 3.2 | A |
| | Through | 30 | 30 | 101.0% | 8.2 | 1.4 | A |
| | Right Turn | 123 | 126 | 102.8% | 5.1 | 0.5 | A |
| | Subtotal | 157 | 161 | 102.5% | 5.7 | 0.6 | A |
| EB | Left Turn | 95 | 100 | 104.7% | 7.5 | 1.3 | A |
| | Through | 200 | 198 | 99.1% | 7.0 | 0.5 | A |
| | Right Turn | 32 | 30 | 93.1% | 4.9 | 0.8 | A |
| | Subtotal | 327 | 328 | 100.2% | 7.0 | 0.6 | A |
| WB | Left Turn | 13 | 14 | 106.9% | 4.8 | 0.9 | A |
| | Through | 178 | 180 | 101.3% | 6.8 | 0.8 | A |
| | Right Turn | 2 | 2 | 105.0% | 2.7 | 4.1 | A |
| | Subtotal | 193 | 196 | 101.8% | 6.6 | 0.8 | A |
| Total | | 771 | 778 | 100.9% | 6.4 | 0.4 | A |

SimTraffic Post-Processor
Average Results from 10 Runs
Volume and Delay by Movement

SE McGillivray Blvd
2022 Existing
AM Peak Hour

Intersection 13 SE 164th Avenue/ SE McGillivray Blvd Signal

| Direction | Movement | Demand Volume (vph) | Served Volume (vph) | | Total Delay (sec/veh) | | LOS |
|-----------|------------|---------------------|---------------------|---------|-----------------------|-----------|-----|
| | | | Average | Percent | Average | Std. Dev. | |
| NB | Left Turn | 137 | 132 | 96.5% | 67.1 | 19.9 | E |
| | Through | 786 | 797 | 101.4% | 21.8 | 2.0 | C |
| | Right Turn | 126 | 124 | 98.7% | 6.3 | 3.1 | A |
| | Subtotal | 1,049 | 1,054 | 100.4% | 25.8 | 2.6 | C |
| SB | Left Turn | 71 | 68 | 96.1% | 48.4 | 9.6 | D |
| | Through | 631 | 636 | 100.8% | 10.6 | 4.1 | B |
| | Right Turn | 31 | 31 | 100.0% | 6.7 | 4.3 | A |
| | Subtotal | 733 | 735 | 100.3% | 14.2 | 2.8 | B |
| EB | Left Turn | 45 | 45 | 99.1% | 49.7 | 12.8 | D |
| | Through | 90 | 92 | 102.2% | 34.0 | 6.5 | C |
| | Right Turn | 80 | 77 | 96.8% | 3.1 | 0.5 | A |
| | Subtotal | 215 | 214 | 99.5% | 26.4 | 5.4 | C |
| WB | Left Turn | 85 | 84 | 98.5% | 53.2 | 11.3 | D |
| | Through | 76 | 74 | 97.4% | 47.7 | 11.9 | D |
| | Right Turn | 60 | 59 | 98.2% | 6.3 | 4.3 | A |
| | Subtotal | 221 | 217 | 98.0% | 39.7 | 5.2 | D |
| Total | | 2,218 | 2,219 | 100.1% | 23.4 | 1.8 | C |

Intersection 14 SE 164th Avenue / SE Village Loop - SE 20th St Signal

| Direction | Movement | Demand Volume (vph) | Served Volume (vph) | | Total Delay (sec/veh) | | LOS |
|-----------|------------|---------------------|---------------------|---------|-----------------------|-----------|-----|
| | | | Average | Percent | Average | Std. Dev. | |
| NB | Left Turn | 6 | 5 | 75.0% | 34.7 | 38.0 | C |
| | Through | 858 | 860 | 100.2% | 22.5 | 6.9 | C |
| | Right Turn | 57 | 56 | 98.6% | 2.6 | 1.5 | A |
| | Subtotal | 921 | 920 | 99.9% | 21.5 | 6.5 | C |
| SB | Left Turn | 142 | 148 | 104.4% | 59.0 | 27.5 | E |
| | Through | 675 | 683 | 101.2% | 19.0 | 2.2 | B |
| | Right Turn | 54 | 58 | 106.7% | 7.9 | 3.6 | A |
| | Subtotal | 871 | 889 | 102.0% | 25.1 | 5.3 | C |
| EB | Left Turn | 37 | 39 | 105.1% | 52.8 | 11.8 | D |
| | Through | 48 | 47 | 98.8% | 24.1 | 7.0 | C |
| | Right Turn | 16 | 17 | 103.8% | 4.7 | 1.6 | A |
| | Subtotal | 101 | 103 | 101.9% | 33.0 | 6.6 | C |
| WB | Left Turn | 51 | 47 | 91.4% | 43.8 | 6.1 | D |
| | Through | 75 | 77 | 102.0% | 27.1 | 7.7 | C |
| | Right Turn | 102 | 101 | 99.3% | 3.5 | 0.9 | A |
| | Subtotal | 228 | 224 | 98.4% | 19.8 | 4.2 | B |
| Total | | 2,121 | 2,136 | 100.7% | 23.3 | 2.9 | C |

SimTraffic Post-Processor
Average Results from 10 Runs
Volume and Delay by Movement

SE McGillivray Blvd
2022 Existing
AM Peak Hour

Intersection 15

SE Chkalov Drive/ SE 7th Street

Signal

| Direction | Movement | Demand Volume (vph) | Served Volume (vph) | | Total Delay (sec/veh) | | LOS |
|-----------|------------|------------------------|---------------------|---------|-----------------------|-----------|-----|
| | | | Average | Percent | Average | Std. Dev. | |
| NB | Left Turn | | | | | | |
| | Through | 442 | 435 | 98.4% | 4.1 | 0.9 | A |
| | Right Turn | 93 | 99 | 106.1% | 2.7 | 1.2 | A |
| | Subtotal | 535 | 534 | 99.7% | 3.8 | 0.9 | A |
| SB | Left Turn | 87 | 87 | 100.2% | 12.9 | 2.9 | B |
| | Through | 214 | 213 | 99.4% | 3.3 | 0.9 | A |
| | Right Turn | | | | | | |
| | Subtotal | 301 | 300 | 99.7% | 6.1 | 1.4 | A |
| EB | Left Turn | 2 | 2 | 105.0% | 10.1 | 12.3 | B |
| | Through | | | | | | |
| | Right Turn | 1 | 2 | 160.0% | 2.1 | 2.7 | A |
| | Subtotal | 3 | 4 | 123.3% | 8.7 | 8.7 | A |
| WB | Left Turn | 80 | 82 | 102.4% | 16.9 | 2.7 | B |
| | Through | | | | | | |
| | Right Turn | 108 | 108 | 99.7% | 4.2 | 0.9 | A |
| | Subtotal | 188 | 190 | 100.9% | 9.9 | 1.2 | A |
| Total | | 1,027 | 1,027 | 100.0% | 5.7 | 0.6 | A |

SimTraffic Post-Processor
Average Results from 10 Runs
Volume and Delay by Movement

SE McGillivray Blvd
2022 Existing
PM Peak Hour

Intersection 1 SE Chkalov Drive / SE McGillivray Blvd Signal

| Direction | Movement | Demand Volume (vph) | Served Volume (vph) | | Total Delay (sec/veh) | | LOS |
|-----------|------------|---------------------|---------------------|---------|-----------------------|-----------|-----|
| | | | Average | Percent | Average | Std. Dev. | |
| NB | Left Turn | 2 | 2 | 80.0% | 11.1 | 26.3 | B |
| | Through | 12 | 14 | 113.3% | 41.1 | 12.0 | D |
| | Right Turn | 3 | 5 | 166.7% | 6.5 | 11.2 | A |
| | Subtotal | 17 | 20 | 118.8% | 39.4 | 13.4 | D |
| SB | Left Turn | 285 | 281 | 98.5% | 22.8 | 2.6 | C |
| | Through | 21 | 21 | 99.0% | 22.2 | 7.7 | C |
| | Right Turn | 541 | 531 | 98.1% | 11.1 | 1.4 | B |
| | Subtotal | 847 | 832 | 98.3% | 15.3 | 1.4 | B |
| EB | Left Turn | 311 | 314 | 101.1% | 29.1 | 3.0 | C |
| | Through | 336 | 336 | 99.9% | 11.4 | 2.9 | B |
| | Right Turn | 14 | 16 | 110.7% | 2.6 | 2.6 | A |
| | Subtotal | 661 | 665 | 100.7% | 19.9 | 2.8 | B |
| WB | Left Turn | 5 | 5 | 96.0% | 35.6 | 36.5 | D |
| | Through | 338 | 337 | 99.6% | 26.8 | 2.7 | C |
| | Right Turn | 220 | 218 | 99.0% | 8.6 | 1.7 | A |
| | Subtotal | 563 | 559 | 99.3% | 20.1 | 2.2 | C |
| Total | | 2,088 | 2,077 | 99.5% | 18.2 | 1.4 | B |

Intersection 2 SE 119th Avenue / SE McGillivray Blvd Side-street Stop

| Direction | Movement | Demand Volume (vph) | Served Volume (vph) | | Total Delay (sec/veh) | | LOS |
|-----------|------------|---------------------|---------------------|---------|-----------------------|-----------|-----|
| | | | Average | Percent | Average | Std. Dev. | |
| NB | Left Turn | | | | | | |
| | Through | | | | | | |
| | Right Turn | | | | | | |
| | Subtotal | | | | | | |
| SB | Left Turn | 6 | 7 | 108.3% | 12.9 | 11.6 | B |
| | Through | | | | | | |
| | Right Turn | 19 | 17 | 89.5% | 4.0 | 0.9 | A |
| | Subtotal | 25 | 24 | 94.0% | 7.1 | 3.9 | A |
| EB | Left Turn | 29 | 29 | 101.0% | 4.9 | 1.8 | A |
| | Through | 595 | 590 | 99.2% | 1.4 | 0.2 | A |
| | Right Turn | | | | | | |
| | Subtotal | 624 | 619 | 99.2% | 1.6 | 0.2 | A |
| WB | Left Turn | | | | | | |
| | Through | 544 | 542 | 99.6% | 0.8 | 0.2 | A |
| | Right Turn | 15 | 15 | 100.7% | 0.8 | 0.9 | A |
| | Subtotal | 559 | 557 | 99.7% | 0.8 | 0.2 | A |
| Total | | 1,208 | 1,200 | 99.3% | 1.3 | 0.2 | A |

SimTraffic Post-Processor
Average Results from 10 Runs
Volume and Delay by Movement

SE McGillivray Blvd
2022 Existing
PM Peak Hour

Intersection 3

SE 121st Avenue / SE McGillivray Blvd

Side-street Stop

| Direction | Movement | Demand Volume (vph) | Served Volume (vph) | | Total Delay (sec/veh) | | |
|-----------|------------|---------------------|---------------------|---------|-----------------------|-----------|-----|
| | | | Average | Percent | Average | Std. Dev. | LOS |
| NB | Left Turn | 20 | 22 | 111.0% | 12.3 | 4.6 | B |
| | Through | | | | | | |
| | Right Turn | 7 | 9 | 121.4% | 3.4 | 1.7 | A |
| | Subtotal | 27 | 31 | 113.7% | 10.4 | 4.1 | B |
| SB | Left Turn | | | | | | |
| | Through | | | | | | |
| | Right Turn | | | | | | |
| | Subtotal | | | | | | |
| EB | Left Turn | | | | | | |
| | Through | 544 | 541 | 99.4% | 0.9 | 0.2 | A |
| | Right Turn | 57 | 56 | 97.5% | 1.1 | 0.3 | A |
| | Subtotal | 601 | 596 | 99.2% | 0.9 | 0.2 | A |
| WB | Left Turn | 5 | 5 | 96.0% | 3.0 | 3.1 | A |
| | Through | 539 | 536 | 99.4% | 1.8 | 0.1 | A |
| | Right Turn | | | | | | |
| | Subtotal | 544 | 541 | 99.4% | 1.8 | 0.1 | A |
| Total | | 1,172 | 1,167 | 99.6% | 1.6 | 0.2 | A |

Intersection 4

SE 125th Avenue / SE McGillivray Blvd

All-way Stop

| Direction | Movement | Demand Volume (vph) | Served Volume (vph) | | Total Delay (sec/veh) | | |
|-----------|------------|---------------------|---------------------|---------|-----------------------|-----------|-----|
| | | | Average | Percent | Average | Std. Dev. | LOS |
| NB | Left Turn | 50 | 50 | 100.0% | 5.4 | 0.6 | A |
| | Through | 4 | 4 | 110.0% | 4.8 | 3.6 | A |
| | Right Turn | 16 | 16 | 102.5% | 3.4 | 0.6 | A |
| | Subtotal | 70 | 71 | 101.1% | 5.1 | 0.5 | A |
| SB | Left Turn | 7 | 7 | 92.9% | 3.9 | 2.2 | A |
| | Through | 14 | 11 | 80.7% | 6.0 | 1.2 | A |
| | Right Turn | 10 | 9 | 90.0% | 3.1 | 1.6 | A |
| | Subtotal | 31 | 27 | 86.5% | 5.2 | 1.0 | A |
| EB | Left Turn | 15 | 14 | 92.7% | 6.3 | 1.4 | A |
| | Through | 481 | 481 | 100.1% | 6.8 | 0.5 | A |
| | Right Turn | 55 | 55 | 99.8% | 5.2 | 0.8 | A |
| | Subtotal | 551 | 550 | 99.9% | 6.6 | 0.4 | A |
| WB | Left Turn | 20 | 19 | 96.5% | 6.9 | 1.9 | A |
| | Through | 484 | 481 | 99.4% | 7.6 | 0.4 | A |
| | Right Turn | 13 | 12 | 93.1% | 5.2 | 1.6 | A |
| | Subtotal | 517 | 512 | 99.1% | 7.6 | 0.4 | A |
| Total | | 1,169 | 1,160 | 99.2% | 6.9 | 0.3 | A |

SimTraffic Post-Processor
Average Results from 10 Runs
Volume and Delay by Movement

SE McGillivray Blvd
2022 Existing
PM Peak Hour

Intersection 5

SE 132nd Avenue / SE McGillivray Blvd

All-way Stop

| Direction | Movement | Demand Volume (vph) | Served Volume (vph) | | Total Delay (sec/veh) | | |
|-----------|------------|---------------------|---------------------|---------|-----------------------|-----------|-----|
| | | | Average | Percent | Average | Std. Dev. | LOS |
| NB | Left Turn | 91 | 90 | 99.2% | 5.3 | 0.4 | A |
| | Through | 8 | 8 | 102.5% | 6.0 | 2.2 | A |
| | Right Turn | 43 | 43 | 99.3% | 2.9 | 0.5 | A |
| | Subtotal | 142 | 141 | 99.4% | 4.7 | 0.4 | A |
| SB | Left Turn | 13 | 12 | 89.2% | 5.1 | 0.9 | A |
| | Through | 13 | 12 | 89.2% | 5.4 | 2.3 | A |
| | Right Turn | 6 | 6 | 100.0% | 3.1 | 2.3 | A |
| | Subtotal | 32 | 29 | 91.3% | 5.2 | 0.8 | A |
| EB | Left Turn | 6 | 6 | 106.7% | 7.6 | 2.7 | A |
| | Through | 385 | 386 | 100.3% | 7.9 | 0.2 | A |
| | Right Turn | 113 | 111 | 98.6% | 6.7 | 0.6 | A |
| | Subtotal | 504 | 504 | 100.0% | 7.6 | 0.2 | A |
| WB | Left Turn | 50 | 47 | 94.4% | 6.6 | 0.8 | A |
| | Through | 420 | 418 | 99.5% | 7.3 | 0.3 | A |
| | Right Turn | 11 | 14 | 123.6% | 4.7 | 1.0 | A |
| | Subtotal | 481 | 479 | 99.5% | 7.1 | 0.3 | A |
| Total | | 1,159 | 1,153 | 99.5% | 7.0 | 0.2 | A |

Intersection 6

SE 136th Street / SE McGillivray Blvd

All-way Stop

| Direction | Movement | Demand Volume (vph) | Served Volume (vph) | | Total Delay (sec/veh) | | |
|-----------|------------|---------------------|---------------------|---------|-----------------------|-----------|-----|
| | | | Average | Percent | Average | Std. Dev. | LOS |
| NB | Left Turn | 14 | 12 | 87.9% | 7.2 | 3.3 | A |
| | Through | 46 | 46 | 98.9% | 8.5 | 1.6 | A |
| | Right Turn | 11 | 12 | 108.2% | 4.8 | 1.6 | A |
| | Subtotal | 71 | 70 | 98.2% | 7.7 | 1.0 | A |
| SB | Left Turn | 233 | 234 | 100.3% | 9.6 | 3.9 | A |
| | Through | 38 | 41 | 108.9% | 6.2 | 1.5 | A |
| | Right Turn | 121 | 125 | 103.3% | 4.3 | 0.8 | A |
| | Subtotal | 392 | 400 | 102.0% | 7.5 | 2.3 | A |
| EB | Left Turn | 113 | 114 | 100.9% | 10.1 | 1.9 | B |
| | Through | 309 | 309 | 99.9% | 8.2 | 0.5 | A |
| | Right Turn | 19 | 19 | 98.9% | 5.7 | 1.7 | A |
| | Subtotal | 441 | 441 | 100.1% | 8.6 | 0.7 | A |
| WB | Left Turn | 12 | 11 | 91.7% | 7.4 | 3.8 | A |
| | Through | 346 | 341 | 98.6% | 8.5 | 1.1 | A |
| | Right Turn | 151 | 147 | 97.0% | 7.0 | 0.9 | A |
| | Subtotal | 509 | 499 | 98.0% | 8.0 | 0.9 | A |
| Total | | 1,413 | 1,410 | 99.8% | 8.1 | 1.0 | A |

SimTraffic Post-Processor
Average Results from 10 Runs
Volume and Delay by Movement

SE McGillivray Blvd
2022 Existing
PM Peak Hour

Intersection 7

SE 19th Street / SE McGillivray Blvd

Side-street Stop

| Direction | Movement | Demand Volume (vph) | Served Volume (vph) | | Total Delay (sec/veh) | | |
|-----------|------------|---------------------|---------------------|---------|-----------------------|-----------|-----|
| | | | Average | Percent | Average | Std. Dev. | LOS |
| NB | Left Turn | 9 | 9 | 95.6% | 8.4 | 7.2 | A |
| | Through | 11 | 10 | 90.0% | 15.4 | 9.8 | C |
| | Right Turn | 34 | 32 | 94.7% | 6.4 | 4.2 | A |
| | Subtotal | 54 | 51 | 93.9% | 9.0 | 5.4 | A |
| SB | Left Turn | 30 | 31 | 103.0% | 15.2 | 5.4 | C |
| | Through | 15 | 16 | 109.3% | 15.0 | 6.4 | B |
| | Right Turn | 22 | 22 | 100.5% | 7.9 | 4.9 | A |
| | Subtotal | 67 | 69 | 103.6% | 12.8 | 3.5 | B |
| EB | Left Turn | 31 | 33 | 106.1% | 5.3 | 1.5 | A |
| | Through | 488 | 487 | 99.8% | 1.8 | 0.2 | A |
| | Right Turn | 34 | 34 | 98.5% | 2.1 | 0.9 | A |
| | Subtotal | 553 | 553 | 100.0% | 2.0 | 0.2 | A |
| WB | Left Turn | 56 | 56 | 100.2% | 4.4 | 1.2 | A |
| | Through | 478 | 470 | 98.4% | 0.7 | 0.2 | A |
| | Right Turn | 35 | 36 | 101.7% | 0.8 | 0.3 | A |
| | Subtotal | 569 | 562 | 98.8% | 1.1 | 0.2 | A |
| Total | | 1,243 | 1,235 | 99.4% | 2.6 | 0.3 | A |

Intersection 8

SE Bella Vista Road / SE McGillivray Blvd

Side-street Stop

| Direction | Movement | Demand Volume (vph) | Served Volume (vph) | | Total Delay (sec/veh) | | |
|-----------|------------|---------------------|---------------------|---------|-----------------------|-----------|-----|
| | | | Average | Percent | Average | Std. Dev. | LOS |
| NB | Left Turn | 36 | 30 | 82.2% | 11.9 | 5.2 | B |
| | Through | | | | | | |
| | Right Turn | 17 | 19 | 108.8% | 3.4 | 0.8 | A |
| | Subtotal | 53 | 48 | 90.8% | 8.7 | 2.9 | A |
| SB | Left Turn | | | | | | |
| | Through | | | | | | |
| | Right Turn | | | | | | |
| | Subtotal | | | | | | |
| EB | Left Turn | | | | | | |
| | Through | 496 | 496 | 99.9% | 0.4 | 0.1 | A |
| | Right Turn | 56 | 56 | 100.7% | 0.5 | 0.2 | A |
| | Subtotal | 552 | 552 | 100.0% | 0.4 | 0.1 | A |
| WB | Left Turn | 14 | 14 | 96.4% | 5.4 | 2.3 | A |
| | Through | 533 | 531 | 99.6% | 1.2 | 0.2 | A |
| | Right Turn | | | | | | |
| | Subtotal | 547 | 545 | 99.6% | 1.3 | 0.1 | A |
| Total | | 1,152 | 1,145 | 99.4% | 1.2 | 0.2 | A |

SimTraffic Post-Processor
Average Results from 10 Runs
Volume and Delay by Movement

SE McGillivray Blvd
2022 Existing
PM Peak Hour

Intersection 9 SE Blairmont Drive / SE McGillivray Blvd Side-street Stop

| Direction | Movement | Demand Volume (vph) | Served Volume (vph) | | Total Delay (sec/veh) | | |
|-----------|------------|---------------------|---------------------|---------|-----------------------|-----------|-----|
| | | | Average | Percent | Average | Std. Dev. | LOS |
| NB | Left Turn | 28 | 30 | 106.4% | 14.3 | 5.2 | B |
| | Through | 7 | 6 | 90.0% | 17.2 | 15.2 | C |
| | Right Turn | 11 | 11 | 97.3% | 5.3 | 2.4 | A |
| | Subtotal | 46 | 47 | 101.7% | 13.4 | 5.1 | B |
| SB | Left Turn | 44 | 39 | 87.7% | 14.4 | 6.0 | B |
| | Through | 11 | 11 | 101.8% | 19.3 | 14.0 | C |
| | Right Turn | 60 | 63 | 104.7% | 4.4 | 1.2 | A |
| | Subtotal | 115 | 113 | 97.9% | 9.6 | 4.0 | A |
| EB | Left Turn | 90 | 89 | 98.6% | 5.2 | 1.4 | A |
| | Through | 377 | 377 | 99.9% | 1.2 | 0.3 | A |
| | Right Turn | 46 | 47 | 102.2% | 1.0 | 0.7 | A |
| | Subtotal | 513 | 512 | 99.9% | 1.9 | 0.3 | A |
| WB | Left Turn | 4 | 4 | 95.0% | 3.8 | 5.6 | A |
| | Through | 459 | 450 | 97.9% | 1.1 | 0.2 | A |
| | Right Turn | 62 | 65 | 104.0% | 1.5 | 0.5 | A |
| | Subtotal | 525 | 518 | 98.6% | 1.2 | 0.2 | A |
| Total | | 1,199 | 1,190 | 99.2% | 2.8 | 0.5 | A |

Intersection 10 SE Park Crest Avenue / SE McGillivray Blvd Side-street Stop

| Direction | Movement | Demand Volume (vph) | Served Volume (vph) | | Total Delay (sec/veh) | | |
|-----------|------------|---------------------|---------------------|---------|-----------------------|-----------|-----|
| | | | Average | Percent | Average | Std. Dev. | LOS |
| NB | Left Turn | 3 | 2 | 70.0% | 1.9 | 3.3 | A |
| | Through | 2 | 2 | 75.0% | 13.1 | 18.9 | B |
| | Right Turn | 9 | 9 | 98.9% | 3.7 | 2.2 | A |
| | Subtotal | 14 | 13 | 89.3% | 6.4 | 4.4 | A |
| SB | Left Turn | 32 | 32 | 98.8% | 9.9 | 3.8 | A |
| | Through | 3 | 3 | 106.7% | 10.5 | 10.7 | B |
| | Right Turn | 13 | 12 | 95.4% | 5.1 | 3.0 | A |
| | Subtotal | 48 | 47 | 98.3% | 9.2 | 3.4 | A |
| EB | Left Turn | 11 | 10 | 91.8% | 5.1 | 2.3 | A |
| | Through | 410 | 402 | 98.1% | 1.1 | 0.2 | A |
| | Right Turn | 11 | 11 | 102.7% | 0.8 | 1.0 | A |
| | Subtotal | 432 | 424 | 98.1% | 1.2 | 0.1 | A |
| WB | Left Turn | 12 | 12 | 100.0% | 4.3 | 2.4 | A |
| | Through | 509 | 504 | 99.0% | 1.8 | 0.1 | A |
| | Right Turn | 46 | 46 | 100.0% | 2.2 | 0.4 | A |
| | Subtotal | 567 | 562 | 99.1% | 1.9 | 0.1 | A |
| Total | | 1,061 | 1,045 | 98.5% | 2.0 | 0.3 | A |

SimTraffic Post-Processor
Average Results from 10 Runs
Volume and Delay by Movement

SE McGillivray Blvd
2022 Existing
PM Peak Hour

Intersection 11 SE Briarwood Drive / SE McGillivray Blvd All-way Stop

| Direction | Movement | Demand Volume (vph) | Served Volume (vph) | | Total Delay (sec/veh) | | |
|-----------|------------|---------------------|---------------------|---------|-----------------------|-----------|-----|
| | | | Average | Percent | Average | Std. Dev. | LOS |
| NB | Left Turn | 11 | 10 | 91.8% | 4.3 | 2.6 | A |
| | Through | 2 | 2 | 105.0% | 5.5 | 4.1 | A |
| | Right Turn | 42 | 40 | 94.5% | 3.1 | 0.4 | A |
| | Subtotal | 55 | 52 | 94.4% | 3.8 | 0.6 | A |
| SB | Left Turn | 50 | 47 | 93.4% | 6.0 | 0.6 | A |
| | Through | 3 | 3 | 103.3% | 4.9 | 6.3 | A |
| | Right Turn | 16 | 17 | 105.0% | 4.3 | 1.5 | A |
| | Subtotal | 69 | 67 | 96.5% | 5.7 | 0.9 | A |
| EB | Left Turn | 13 | 11 | 83.1% | 4.9 | 1.7 | A |
| | Through | 412 | 404 | 98.1% | 6.4 | 0.4 | A |
| | Right Turn | 26 | 26 | 100.0% | 5.6 | 1.8 | A |
| | Subtotal | 451 | 441 | 97.8% | 6.4 | 0.4 | A |
| WB | Left Turn | 58 | 54 | 92.2% | 6.7 | 0.9 | A |
| | Through | 540 | 536 | 99.2% | 7.9 | 0.4 | A |
| | Right Turn | 58 | 59 | 101.0% | 6.7 | 1.6 | A |
| | Subtotal | 656 | 648 | 98.7% | 7.7 | 0.4 | A |
| Total | | 1,231 | 1,207 | 98.1% | 6.9 | 0.3 | A |

Intersection 12 SE Village Loop / SE McGillivray Blvd All-way Stop

| Direction | Movement | Demand Volume (vph) | Served Volume (vph) | | Total Delay (sec/veh) | | |
|-----------|------------|---------------------|---------------------|---------|-----------------------|-----------|-----|
| | | | Average | Percent | Average | Std. Dev. | LOS |
| NB | Left Turn | 43 | 43 | 99.1% | 6.0 | 1.0 | A |
| | Through | 38 | 38 | 99.7% | 7.6 | 1.3 | A |
| | Right Turn | 26 | 26 | 99.2% | 5.1 | 2.1 | A |
| | Subtotal | 107 | 106 | 99.3% | 6.4 | 1.2 | A |
| SB | Left Turn | 15 | 16 | 104.0% | 7.7 | 2.1 | A |
| | Through | 28 | 28 | 101.4% | 10.2 | 2.0 | B |
| | Right Turn | 214 | 214 | 99.9% | 7.1 | 1.2 | A |
| | Subtotal | 257 | 258 | 100.3% | 7.5 | 1.2 | A |
| EB | Left Turn | 117 | 114 | 97.6% | 9.7 | 1.6 | A |
| | Through | 336 | 329 | 98.0% | 8.8 | 1.0 | A |
| | Right Turn | 51 | 48 | 93.9% | 5.8 | 1.2 | A |
| | Subtotal | 504 | 491 | 97.5% | 8.8 | 1.0 | A |
| WB | Left Turn | 25 | 24 | 94.4% | 7.7 | 2.5 | A |
| | Through | 399 | 387 | 97.0% | 9.4 | 1.8 | A |
| | Right Turn | 27 | 28 | 104.4% | 7.7 | 2.4 | A |
| | Subtotal | 451 | 439 | 97.3% | 9.2 | 1.8 | A |
| Total | | 1,319 | 1,294 | 98.1% | 8.5 | 1.1 | A |

SimTraffic Post-Processor
Average Results from 10 Runs
Volume and Delay by Movement

SE McGillivray Blvd
2022 Existing
PM Peak Hour

Intersection 13 SE 164th Avenue/ SE McGillivray Blvd Signal

| Direction | Movement | Demand Volume (vph) | Served Volume (vph) | | Total Delay (sec/veh) | | LOS |
|-----------|------------|---------------------|---------------------|---------|-----------------------|-----------|-----|
| | | | Average | Percent | Average | Std. Dev. | |
| NB | Left Turn | 275 | 267 | 97.0% | 155.2 | 55.7 | F |
| | Through | 959 | 935 | 97.5% | 27.4 | 2.2 | C |
| | Right Turn | 193 | 193 | 99.9% | 14.3 | 4.5 | B |
| | Subtotal | 1,427 | 1,395 | 97.8% | 51.6 | 14.0 | D |
| SB | Left Turn | 124 | 124 | 100.1% | 44.8 | 8.9 | D |
| | Through | 938 | 924 | 98.5% | 27.7 | 11.1 | C |
| | Right Turn | 82 | 83 | 101.2% | 24.0 | 10.5 | C |
| | Subtotal | 1,144 | 1,131 | 98.8% | 29.1 | 9.5 | C |
| EB | Left Turn | 106 | 103 | 96.9% | 52.4 | 5.7 | D |
| | Through | 206 | 210 | 101.7% | 30.6 | 2.8 | C |
| | Right Turn | 167 | 165 | 99.0% | 7.0 | 2.1 | A |
| | Subtotal | 479 | 478 | 99.7% | 27.8 | 2.4 | C |
| WB | Left Turn | 195 | 202 | 103.7% | 56.4 | 5.9 | E |
| | Through | 183 | 181 | 99.1% | 41.4 | 3.9 | D |
| | Right Turn | 158 | 158 | 99.7% | 19.9 | 6.8 | B |
| | Subtotal | 536 | 541 | 101.0% | 41.3 | 3.5 | D |
| Total | | 3,586 | 3,544 | 98.8% | 39.6 | 6.6 | D |

Intersection 14 SE 164th Avenue / SE Village Loop - SE 20th St Signal

| Direction | Movement | Demand Volume (vph) | Served Volume (vph) | | Total Delay (sec/veh) | | LOS |
|-----------|------------|---------------------|---------------------|---------|-----------------------|-----------|-----|
| | | | Average | Percent | Average | Std. Dev. | |
| NB | Left Turn | 32 | 33 | 101.6% | 65.3 | 13.2 | E |
| | Through | 1,086 | 1,079 | 99.3% | 30.4 | 10.6 | C |
| | Right Turn | 105 | 104 | 98.9% | 4.9 | 1.9 | A |
| | Subtotal | 1,223 | 1,215 | 99.3% | 29.0 | 9.2 | C |
| SB | Left Turn | 272 | 270 | 99.4% | 53.9 | 10.0 | D |
| | Through | 1,078 | 1,080 | 100.2% | 23.0 | 2.7 | C |
| | Right Turn | 77 | 78 | 101.4% | 16.5 | 4.5 | B |
| | Subtotal | 1,427 | 1,429 | 100.1% | 28.4 | 3.6 | C |
| EB | Left Turn | 94 | 89 | 94.7% | 48.2 | 6.2 | D |
| | Through | 117 | 121 | 103.3% | 31.6 | 5.3 | C |
| | Right Turn | 20 | 19 | 93.5% | 8.3 | 2.2 | A |
| | Subtotal | 231 | 229 | 99.0% | 35.7 | 4.5 | D |
| WB | Left Turn | 102 | 99 | 97.1% | 51.7 | 5.1 | D |
| | Through | 108 | 105 | 97.6% | 31.8 | 6.0 | C |
| | Right Turn | 199 | 201 | 101.1% | 8.2 | 1.6 | A |
| | Subtotal | 409 | 406 | 99.1% | 25.0 | 2.4 | C |
| Total | | 3,290 | 3,277 | 99.6% | 28.7 | 4.5 | C |

SimTraffic Post-Processor
Average Results from 10 Runs
Volume and Delay by Movement

SE McGillivray Blvd
2022 Existing
PM Peak Hour

Intersection 15

SE Chkalov Drive/ SE 7th Street

Signal

| Direction | Movement | Demand Volume (vph) | Served Volume (vph) | | Total Delay (sec/veh) | | LOS |
|-----------|------------|------------------------|---------------------|---------|-----------------------|-----------|-----|
| | | | Average | Percent | Average | Std. Dev. | |
| NB | Left Turn | 1 | 0 | 20.0% | 0.6 | 1.8 | A |
| | Through | 469 | 471 | 100.4% | 6.5 | 1.2 | A |
| | Right Turn | 73 | 75 | 102.5% | 4.6 | 0.9 | A |
| | Subtotal | 543 | 546 | 100.6% | 6.3 | 1.1 | A |
| SB | Left Turn | 137 | 136 | 99.6% | 16.2 | 2.8 | B |
| | Through | 657 | 650 | 98.9% | 5.8 | 1.0 | A |
| | Right Turn | 11 | 11 | 95.5% | 4.8 | 3.4 | A |
| | Subtotal | 805 | 797 | 99.0% | 7.5 | 1.0 | A |
| EB | Left Turn | 7 | 6 | 87.1% | 8.3 | 9.5 | A |
| | Through | 2 | 2 | 110.0% | 2.1 | 4.2 | A |
| | Right Turn | 10 | 9 | 93.0% | 4.9 | 3.1 | A |
| | Subtotal | 19 | 18 | 92.6% | 7.3 | 4.5 | A |
| WB | Left Turn | 180 | 176 | 97.6% | 19.2 | 2.0 | B |
| | Through | | | | | | |
| | Right Turn | 139 | 143 | 103.1% | 4.1 | 0.7 | A |
| | Subtotal | 319 | 319 | 100.0% | 12.4 | 1.4 | B |
| Total | | 1,686 | 1,679 | 99.6% | 8.0 | 0.9 | A |

Queueing Reports

Draft

Intersection 1

SE Chkalov Drive / SE McGillivray Blvd

Signal

| Direction | Lane Group | Storage (ft) | Average Queue (ft) | | 95th Queue (ft) | | Maximum Queue (ft) | | Block Time | |
|-----------|---------------|--------------|--------------------|-----------|-----------------|-----------|--------------------|-----------|------------|----------|
| | | | Average | Std. Dev. | Average | Std. Dev. | Average | Std. Dev. | Pocket | Upstream |
| EB | Left Turn | 90 | 105 | 5 | 170 | 12 | 185 | 4 | 13% | 0% |
| | Through | 465 | 35 | 10 | 110 | 41 | 200 | 77 | 0% | 0% |
| | Through/Right | 465 | 10 | 4 | 35 | 14 | 60 | 41 | 0% | 0% |
| WB | Left Turn | 55 | 5 | 1 | 15 | 4 | 30 | 1 | 0% | 0% |
| | Through | 970 | 70 | 7 | 120 | 21 | 155 | 39 | 13% | 0% |
| | Right Turn | 105 | 70 | 8 | 115 | 15 | 125 | 3 | 1% | 0% |
| NB | Shared | 380 | 15 | 4 | 45 | 8 | 55 | 21 | 0% | 0% |
| | Left Turn | 115 | 15 | 5 | 45 | 12 | 65 | 27 | 0% | 0% |
| | Left/Through | 410 | 45 | 4 | 80 | 6 | 100 | 16 | 0% | 0% |
| | Right Turn | 410 | 45 | 3 | 80 | 8 | 100 | 28 | 0% | 0% |

Intersection 2

SE 119th Avenue / SE McGillivray Blvd

Side-street Stop

| Direction | Lane Group | Storage (ft) | Average Queue (ft) | | 95th Queue (ft) | | Maximum Queue (ft) | | Block Time | |
|-----------|---------------|--------------|--------------------|-----------|-----------------|-----------|--------------------|-----------|------------|----------|
| | | | Average | Std. Dev. | Average | Std. Dev. | Average | Std. Dev. | Pocket | Upstream |
| EB | Left/Through | 970 | 10 | 2 | 30 | 6 | 40 | 11 | 0% | 0% |
| | Through | 970 | 5 | 0 | 5 | 5 | 10 | 15 | 0% | 0% |
| WB | Through | 695 | 5 | 0 | 5 | 3 | 5 | 10 | 0% | 0% |
| | Through/Right | 695 | 5 | 1 | 10 | 11 | 25 | 31 | 0% | 0% |
| SB | Left Turn | 445 | 15 | 3 | 40 | 6 | 50 | 12 | 0% | 0% |
| | Right Turn | 445 | 15 | 2 | 40 | 2 | 40 | 8 | 0% | 0% |

Intersection 3

SE 121st Avenue / SE McGillivray Blvd

Side-street Stop

| Direction | Lane Group | Storage (ft) | Average Queue (ft) | | 95th Queue (ft) | | Maximum Queue (ft) | | Block Time | |
|-----------|---------------|--------------|--------------------|-----------|-----------------|-----------|--------------------|-----------|------------|----------|
| | | | Average | Std. Dev. | Average | Std. Dev. | Average | Std. Dev. | Pocket | Upstream |
| EB | Through/Right | 695 | 5 | 0 | 5 | 4 | 5 | 12 | 0% | 0% |
| | | | | | | | | | | |
| WBWB | Right Turn | 255 | 5 | 0 | 5 | 0 | 5 | 0 | 0% | 0% |
| | | 255 | 5 | 0 | 5 | 0 | 5 | 0 | 0% | 0% |
| NB | Left Turn | 270 | 25 | 3 | 50 | 3 | 60 | 5 | 0% | 0% |
| | Right Turn | 270 | 5 | 1 | 15 | 6 | 30 | 10 | 0% | 0% |

Intersection 4

SE 125th Avenue / SE McGillivray Blvd

All-way Stop

| Direction | Lane Group | Storage (ft) | Average Queue (ft) | | 95th Queue (ft) | | Maximum Queue (ft) | | Block Time | |
|-----------|---------------|--------------|--------------------|-----------|-----------------|-----------|--------------------|-----------|------------|----------|
| | | | Average | Std. Dev. | Average | Std. Dev. | Average | Std. Dev. | Pocket | Upstream |
| EB | Left Turn | 105 | 10 | 1 | 25 | 3 | 35 | 1 | 0% | 0% |
| | Through | 850 | 45 | 3 | 65 | 7 | 70 | 10 | 0% | 0% |
| | Through/Right | 850 | 50 | 4 | 75 | 6 | 80 | 13 | 0% | 0% |
| WB | Left Turn | 130 | 15 | 4 | 40 | 4 | 45 | 13 | 0% | 0% |
| | Through | 1,775 | 50 | 2 | 75 | 4 | 90 | 10 | 0% | 0% |
| | Through/Right | 1,775 | 60 | 2 | 85 | 9 | 90 | 13 | 0% | 0% |
| NB | Shared | 290 | 40 | 2 | 60 | 4 | 75 | 6 | 0% | 0% |
| | | | | | | | | | | |
| SB | Shared | 290 | 20 | 3 | 45 | 3 | 45 | 12 | 0% | 0% |

Intersection 5

SE 132nd Avenue / SE McGillivray Blvd

All-way Stop

| Direction | Lane Group | Storage (ft) | Average Queue (ft) | | 95th Queue (ft) | | Maximum Queue (ft) | | Block Time | |
|-----------|---------------|--------------|--------------------|-----------|-----------------|-----------|--------------------|-----------|------------|----------|
| | | | Average | Std. Dev. | Average | Std. Dev. | Average | Std. Dev. | Pocket | Upstream |
| EB | Left Turn | 80 | 10 | 2 | 30 | 4 | 35 | 0 | 0% | 0% |
| | Through | 1,775 | 45 | 3 | 70 | 5 | 80 | 13 | 0% | 0% |
| | Through/Right | 1,775 | 50 | 2 | 75 | 5 | 85 | 7 | 0% | 0% |
| WB | Left Turn | 130 | 30 | 4 | 50 | 9 | 65 | 22 | 0% | 0% |
| | Through | 1,135 | 40 | 2 | 65 | 3 | 75 | 10 | 0% | 0% |
| | Right Turn | 130 | 10 | 3 | 25 | 5 | 25 | 7 | 0% | 0% |
| NB | Left Turn | 105 | 35 | 3 | 55 | 8 | 75 | 16 | 0% | 0% |
| | Through | 320 | 10 | 1 | 25 | 1 | 25 | 0 | 0% | 0% |
| | Right Turn | 320 | 20 | 3 | 35 | 5 | 50 | 12 | 0% | 0% |
| SB | Left/Through | 260 | 15 | 2 | 45 | 4 | 40 | 11 | 0% | 0% |
| | Through/Right | 260 | 15 | 3 | 40 | 4 | 35 | 9 | 0% | 0% |

Intersection 6

SE 136th Street / SE McGillivray Boulevard

Signal

| Direction | Lane Group | Storage (ft) | Average Queue (ft) | | 95th Queue (ft) | | Maximum Queue (ft) | | Block Time | |
|-----------|---------------|--------------|--------------------|-----------|-----------------|-----------|--------------------|-----------|------------|----------|
| | | | Average | Std. Dev. | Average | Std. Dev. | Average | Std. Dev. | Pocket | Upstream |
| EB | Left Turn | 120 | 35 | 1 | 65 | 5 | 80 | 11 | 0% | 0% |
| | Through | 1,135 | 25 | 2 | 45 | 4 | 60 | 9 | 0% | 0% |
| | Through/Right | 1,135 | 30 | 3 | 55 | 5 | 65 | 11 | 0% | 0% |
| WB | Left Turn | 155 | 5 | 1 | 20 | 4 | 35 | 8 | 0% | 0% |
| | Through | 1,215 | 50 | 3 | 75 | 7 | 85 | 16 | 0% | 0% |
| | | 255 | 5 | 0 | 5 | 0 | 5 | 0 | 0% | 0% |
| NB | Shared | 300 | 35 | 3 | 60 | 4 | 70 | 10 | 0% | 0% |
| | | | | | | | | | | |
| SB | Left Turn | 345 | 50 | 5 | 80 | 10 | 100 | 23 | 0% | 0% |
| | Through | 345 | 15 | 2 | 40 | 2 | 40 | 12 | 0% | 0% |
| | Right Turn | 345 | 40 | 3 | 70 | 8 | 90 | 21 | 0% | 0% |

Intersection 7

SE 19th Street / SE McGillivray Blvd

Side-street Stop

| Direction | Lane Group | Storage (ft) | Average Queue (ft) | | 95th Queue (ft) | | Maximum Queue (ft) | | Block Time | |
|-----------|---------------|--------------|--------------------|-----------|-----------------|-----------|--------------------|-----------|------------|----------|
| | | | Average | Std. Dev. | Average | Std. Dev. | Average | Std. Dev. | Pocket | Upstream |
| EB | Left Turn | 130 | 5 | 2 | 25 | 6 | 35 | 1 | 0% | 0% |
| | Through | 1,215 | 5 | 1 | 10 | 10 | 25 | 25 | 0% | 0% |
| | Through/Right | 1,215 | 5 | 1 | 10 | 6 | 15 | 15 | 0% | 0% |
| WB | Left Turn | 155 | 15 | 1 | 40 | 3 | 45 | 15 | 0% | 0% |
| | Through | 425 | 5 | 1 | 10 | 7 | 25 | 20 | 0% | 0% |
| | Through/Right | 425 | 5 | 2 | 10 | 10 | 20 | 22 | 0% | 0% |
| NB | Shared | 440 | 40 | 3 | 70 | 6 | 95 | 18 | 0% | 0% |
| | Shared | 505 | 35 | 2 | 60 | 5 | 70 | 12 | 0% | 0% |
| SB | Shared | 440 | 40 | 3 | 70 | 6 | 95 | 18 | 0% | 0% |
| | Shared | 505 | 35 | 2 | 60 | 5 | 70 | 12 | 0% | 0% |

Intersection 8

SE Bella Vista Road / SE McGillivray Blvd

Side-street Stop

| Direction | Lane Group | Storage (ft) | Average Queue (ft) | | 95th Queue (ft) | | Maximum Queue (ft) | | Block Time | |
|-----------|------------|--------------|--------------------|-----------|-----------------|-----------|--------------------|-----------|------------|----------|
| | | | Average | Std. Dev. | Average | Std. Dev. | Average | Std. Dev. | Pocket | Upstream |
| EB | Through | 425 | 5 | 1 | 5 | 7 | 20 | 29 | 0% | 0% |
| | Through | 40 | 5 | 0 | 5 | 0 | 5 | 0 | 0% | 0% |
| WB | Left Turn | 105 | 5 | 2 | 25 | 6 | 40 | 10 | 0% | 0% |
| | Through | 1,230 | 5 | 1 | 10 | 8 | 25 | 23 | 0% | 0% |
| NB | Left Turn | 295 | 35 | 3 | 60 | 6 | 75 | 21 | 0% | 0% |
| | Right Turn | 195 | 20 | 3 | 45 | 3 | 35 | 7 | 0% | 0% |

Intersection 9

SE Blairmont Drive / SE McGillivray Blvd

Side-street Stop

| Direction | Lane Group | Storage (ft) | Average Queue (ft) | | 95th Queue (ft) | | Maximum Queue (ft) | | Block Time | |
|-----------|---------------|--------------|--------------------|-----------|-----------------|-----------|--------------------|-----------|------------|----------|
| | | | Average | Std. Dev. | Average | Std. Dev. | Average | Std. Dev. | Pocket | Upstream |
| EB | Left Turn | 120 | 40 | 5 | 75 | 9 | 95 | 15 | 0% | 0% |
| | Through | 1,230 | 5 | 1 | 10 | 5 | 25 | 14 | 0% | 0% |
| | Through/Right | 1,230 | 5 | 1 | 10 | 5 | 20 | 12 | 0% | 0% |
| WB | Left Turn | 180 | 5 | 0 | 5 | 3 | 5 | 9 | 0% | 0% |
| | Through | 1,225 | 5 | 2 | 15 | 8 | 30 | 17 | 0% | 0% |
| | Through/Right | 1,225 | 10 | 4 | 35 | 9 | 55 | 21 | 0% | 0% |
| NB | Shared | 400 | 40 | 5 | 70 | 9 | 90 | 22 | 0% | 0% |
| SB | Left Turn | 155 | 40 | 4 | 70 | 10 | 85 | 20 | 0% | 0% |
| | Through | 520 | 5 | 1 | 20 | 7 | 35 | 7 | 0% | 0% |
| | Right Turn | 105 | 50 | 4 | 85 | 9 | 105 | 12 | 0% | 0% |

Intersection 10

SE Park Crest Avenue / SE McGillivray Blvd

Side-street Stop

| Direction | Lane Group | Storage (ft) | Average Queue (ft) | | 95th Queue (ft) | | Maximum Queue (ft) | | Block Time | |
|-----------|---------------|--------------|--------------------|-----------|-----------------|-----------|--------------------|-----------|------------|----------|
| | | | Average | Std. Dev. | Average | Std. Dev. | Average | Std. Dev. | Pocket | Upstream |
| EB | Left Turn | 180 | 15 | 4 | 40 | 6 | 50 | 14 | 0% | 0% |
| | Through | 1,225 | 5 | 0 | 5 | 3 | 5 | 10 | 0% | 0% |
| | Through/Right | 1,225 | 5 | 1 | 10 | 9 | 20 | 21 | 0% | 0% |
| WB | Left Turn | 180 | 5 | 1 | 15 | 6 | 25 | 12 | 0% | 0% |
| | Through | 855 | 5 | 0 | 5 | 4 | 10 | 12 | 0% | 0% |
| | Through/Right | 855 | 5 | 1 | 5 | 5 | 10 | 12 | 0% | 0% |
| NB | Shared | 260 | 15 | 3 | 40 | 5 | 45 | 12 | 0% | 0% |
| SB | Shared | 330 | 25 | 3 | 55 | 3 | 60 | 6 | 0% | 0% |

Intersection 11

SE Briarwood Drive / SE McGillivray Blvd

All-way Stop

| Direction | Lane Group | Storage (ft) | Average Queue (ft) | | 95th Queue (ft) | | Maximum Queue (ft) | | Block Time | |
|-----------|---------------|--------------|--------------------|-----------|-----------------|-----------|--------------------|-----------|------------|----------|
| | | | Average | Std. Dev. | Average | Std. Dev. | Average | Std. Dev. | Pocket | Upstream |
| EB | Left Turn | 195 | 10 | 2 | 30 | 5 | 35 | 1 | 0% | 0% |
| | Through | 855 | 40 | 3 | 65 | 7 | 80 | 18 | 0% | 0% |
| | Through/Right | 855 | 40 | 2 | 65 | 4 | 75 | 12 | 0% | 0% |
| WBNB | Left/Through | 480 | 5 | 0 | 5 | 0 | 5 | 0 | 0% | 0% |
| | Through | 1,340 | 40 | 2 | 65 | 5 | 75 | 12 | 0% | 0% |
| | Through/Right | 1,340 | 55 | 2 | 80 | 8 | 90 | 21 | 0% | 0% |
| NB | Shared | 305 | 35 | 2 | 55 | 4 | 70 | 11 | 0% | 0% |
| | Shared | 370 | 35 | 2 | 55 | 5 | 60 | 9 | 0% | 0% |
| SB | Shared | 305 | 35 | 2 | 55 | 4 | 70 | 11 | 0% | 0% |
| | Shared | 370 | 35 | 2 | 55 | 5 | 60 | 9 | 0% | 0% |

Intersection 12

SE Village Loop / SE McGillivray Blvd

All-way Stop

| Direction | Lane Group | Storage (ft) | Average Queue (ft) | | 95th Queue (ft) | | Maximum Queue (ft) | | Block Time | |
|-----------|---------------|--------------|--------------------|-----------|-----------------|-----------|--------------------|-----------|------------|----------|
| | | | Average | Std. Dev. | Average | Std. Dev. | Average | Std. Dev. | Pocket | Upstream |
| EB | Left/Through | 1,340 | 50 | 5 | 80 | 11 | 95 | 18 | 0% | 0% |
| | Through/Right | 1,340 | 40 | 3 | 60 | 7 | 75 | 17 | 0% | 0% |
| WBWB | Through/Right | 590 | 5 | 0 | 5 | 0 | 5 | 0 | 0% | 0% |
| | Through/Right | 315 | 45 | 3 | 70 | 6 | 85 | 15 | 0% | 0% |
| NB | Left Turn | 255 | 25 | 2 | 45 | 4 | 55 | 11 | 0% | 0% |
| | Through/Right | 485 | 20 | 3 | 40 | 3 | 50 | 8 | 0% | 0% |
| SB | Left Turn | 180 | 5 | 1 | 15 | 4 | 25 | 1 | 0% | 0% |
| | Through/Right | 685 | 30 | 4 | 60 | 10 | 80 | 18 | 0% | 0% |

Intersection 13

SE 164th Avenue/ SE McGillivray Blvd

Signal

| Direction | Lane Group | Storage (ft) | Average Queue (ft) | | 95th Queue (ft) | | Maximum Queue (ft) | | Block Time | |
|-----------|---------------|--------------|--------------------|-----------|-----------------|-----------|--------------------|-----------|------------|----------|
| | | | Average | Std. Dev. | Average | Std. Dev. | Average | Std. Dev. | Pocket | Upstream |
| EB | Left Turn | 205 | 45 | 5 | 90 | 11 | 115 | 32 | 0% | 0% |
| | Through | 565 | 65 | 7 | 120 | 9 | 145 | 14 | 0% | 0% |
| | Right Turn | 565 | 30 | 3 | 60 | 5 | 75 | 12 | 0% | 0% |
| WB | Left Turn | 205 | 70 | 6 | 130 | 30 | 165 | 54 | 0% | 0% |
| | Through | 470 | 50 | 6 | 100 | 19 | 140 | 47 | 0% | 0% |
| | Through/Right | 470 | 40 | 10 | 100 | 22 | 145 | 21 | 0% | 0% |
| NB | Left Turn | 405 | 95 | 10 | 155 | 20 | 180 | 21 | 0% | 0% |
| | Through | 770 | 190 | 6 | 270 | 20 | 300 | 34 | 0% | 0% |
| | Through/Right | 770 | 110 | 9 | 210 | 11 | 225 | 20 | 0% | 0% |
| SB | Left Turn | 220 | 50 | 5 | 95 | 17 | 140 | 63 | 0% | 0% |
| | Through | 390 | 85 | 15 | 180 | 31 | 215 | 41 | 0% | 0% |
| | Through/Right | 390 | 65 | 14 | 150 | 27 | 190 | 33 | 0% | 0% |

Intersection 14

SE 164th Avenue / SE Village Loop - SE 20th St

Signal

| Direction | Lane Group | Storage (ft) | Average Queue (ft) | | 95th Queue (ft) | | Maximum Queue (ft) | | Block Time | |
|-----------|---------------|--------------|--------------------|-----------|-----------------|-----------|--------------------|-----------|------------|----------|
| | | | Average | Std. Dev. | Average | Std. Dev. | Average | Std. Dev. | Pocket | Upstream |
| EB | Left Turn | 180 | 40 | 5 | 80 | 12 | 105 | 33 | 0% | 0% |
| | Through | 530 | 25 | 5 | 65 | 10 | 85 | 14 | 0% | 0% |
| | Right Turn | 130 | 10 | 3 | 25 | 6 | 30 | 8 | 0% | 0% |
| WB | Left Turn | 525 | 35 | 4 | 75 | 10 | 100 | 28 | 0% | 0% |
| | Through | 525 | 40 | 8 | 85 | 17 | 115 | 36 | 0% | 0% |
| | Right Turn | 525 | 25 | 5 | 55 | 12 | 85 | 21 | 0% | 0% |
| NB | Left Turn | 140 | 5 | 3 | 25 | 16 | 45 | 50 | 0% | 0% |
| | Through | 320 | 135 | 30 | 250 | 45 | 280 | 35 | 12% | 0% |
| | Right Turn | 320 | 25 | 4 | 55 | 7 | 70 | 17 | 0% | 0% |
| SB | Left Turn | 405 | 120 | 15 | 205 | 36 | 240 | 60 | 0% | 0% |
| | Through | 440 | 165 | 14 | 245 | 20 | 270 | 35 | 0% | 0% |
| | Through/Right | 440 | 50 | 6 | 110 | 14 | 155 | 24 | 0% | 0% |

Intersection 15

SE Chkalov Drive/ SE 7th Street

Signal

| Direction | Lane Group | Storage (ft) | Average Queue (ft) | | 95th Queue (ft) | | Maximum Queue (ft) | | Block Time | |
|-----------|---------------------------------------|--------------|--------------------|-----------|-----------------|-----------|--------------------|-----------|------------|----------|
| | | | Average | Std. Dev. | Average | Std. Dev. | Average | Std. Dev. | Pocket | Upstream |
| EB | Shared | 110 | 5 | 1 | 20 | 7 | 30 | 10 | 0% | 0% |
| | | | | | | | | | | |
| WB | Left Turn Through/Right | 260 | 35 | 5 | 70 | 5 | 90 | 14 | 0% | 0% |
| | | 260 | 25 | 4 | 45 | 8 | 60 | 12 | 0% | 0% |
| NB | Left/Through Through/Right | 410 | 35 | 8 | 75 | 12 | 105 | 27 | 0% | 0% |
| | | 410 | 50 | 6 | 95 | 16 | 120 | 37 | 0% | 0% |
| SB | Left Turn Through Through/Right | 190 | 40 | 4 | 70 | 12 | 95 | 32 | 0% | 0% |
| | | 580 | 20 | 4 | 45 | 8 | 50 | 15 | 0% | 0% |
| | | 580 | 25 | 4 | 65 | 5 | 80 | 13 | 0% | 0% |

Intersection 1

SE Chkalov Drive / SE McGillivray Blvd

Signal

| Direction | Lane Group | Storage (ft) | Average Queue (ft) | | 95th Queue (ft) | | Maximum Queue (ft) | | Block Time | |
|-----------|---------------|--------------|--------------------|-----------|-----------------|-----------|--------------------|-----------|------------|----------|
| | | | Average | Std. Dev. | Average | Std. Dev. | Average | Std. Dev. | Pocket | Upstream |
| EB | Left Turn | 90 | 145 | 9 | 205 | 6 | 185 | 0 | 28% | 0% |
| | Through | 465 | 125 | 23 | 285 | 54 | 365 | 78 | 3% | 0% |
| | Through/Right | 465 | 55 | 14 | 150 | 53 | 250 | 100 | 0% | 0% |
| WB | Left Turn | 55 | 5 | 2 | 25 | 6 | 35 | 8 | 0% | 0% |
| | Through | 970 | 100 | 7 | 175 | 22 | 225 | 54 | 31% | 0% |
| | Right Turn | 105 | 85 | 8 | 140 | 8 | 130 | 0 | 1% | 0% |
| NB | Shared | 380 | 20 | 3 | 50 | 6 | 65 | 17 | 0% | 0% |
| | Left Turn | 115 | 60 | 9 | 115 | 16 | 145 | 24 | 1% | 0% |
| | Left/Through | 410 | 90 | 9 | 140 | 16 | 175 | 30 | 4% | 0% |
| | Right Turn | 410 | 130 | 15 | 240 | 31 | 320 | 59 | 0% | 0% |

Intersection 2

SE 119th Avenue / SE McGillivray Blvd

Side-street Stop

| Direction | Lane Group | Storage (ft) | Average Queue (ft) | | 95th Queue (ft) | | Maximum Queue (ft) | | Block Time | |
|-----------|---------------|--------------|--------------------|-----------|-----------------|-----------|--------------------|-----------|------------|----------|
| | | | Average | Std. Dev. | Average | Std. Dev. | Average | Std. Dev. | Pocket | Upstream |
| EB | Left/Through | 970 | 20 | 5 | 50 | 14 | 70 | 21 | 0% | 0% |
| | Through | 970 | 5 | 1 | 5 | 9 | 10 | 28 | 0% | 0% |
| WB | Through/Right | 695 | 5 | 1 | 5 | 5 | 10 | 13 | 0% | 0% |
| SB | Left Turn | 445 | 10 | 2 | 30 | 4 | 35 | 0 | 0% | 0% |
| | Right Turn | 445 | 15 | 4 | 45 | 6 | 40 | 9 | 0% | 0% |

Intersection 3

SE 121st Avenue / SE McGillivray Blvd

Side-street Stop

| Direction | Lane Group | Storage (ft) | Average Queue (ft) | | 95th Queue (ft) | | Maximum Queue (ft) | | Block Time | |
|-----------|---------------|--------------|--------------------|-----------|-----------------|-----------|--------------------|-----------|------------|----------|
| | | | Average | Std. Dev. | Average | Std. Dev. | Average | Std. Dev. | Pocket | Upstream |
| EB | Through | 695 | 5 | 1 | 5 | 6 | 10 | 18 | 0% | 0% |
| | | | | | | | | | | |
| WBWB | Through/Right | 255 | 5 | 0 | 5 | 0 | 5 | 0 | 0% | 0% |
| | | 255 | 5 | 0 | 5 | 0 | 5 | 0 | 0% | 0% |
| NB | Left Turn | 270 | 20 | 3 | 45 | 5 | 55 | 14 | 0% | 0% |
| | Right Turn | 270 | 10 | 3 | 30 | 7 | 35 | 0 | 0% | 0% |

Intersection 4

SE 125th Avenue / SE McGillivray Blvd

All-way Stop

| Direction | Lane Group | Storage (ft) | Average Queue (ft) | | 95th Queue (ft) | | Maximum Queue (ft) | | Block Time | |
|-----------|---------------|--------------|--------------------|-----------|-----------------|-----------|--------------------|-----------|------------|----------|
| | | | Average | Std. Dev. | Average | Std. Dev. | Average | Std. Dev. | Pocket | Upstream |
| EB | Left Turn | 105 | 15 | 2 | 40 | 4 | 45 | 16 | 0% | 0% |
| | Through | 850 | 60 | 3 | 85 | 6 | 105 | 18 | 0% | 0% |
| | Through/Right | 850 | 65 | 5 | 95 | 11 | 110 | 17 | 0% | 0% |
| WB | Left Turn | 130 | 20 | 3 | 45 | 4 | 45 | 12 | 0% | 0% |
| | Through | 1,775 | 50 | 2 | 75 | 4 | 90 | 14 | 0% | 0% |
| | Through/Right | 1,775 | 60 | 3 | 80 | 5 | 95 | 16 | 0% | 0% |
| NB | Shared | 290 | 35 | 2 | 60 | 6 | 75 | 13 | 0% | 0% |
| | | | | | | | | | | |
| SB | Shared | 290 | 20 | 3 | 50 | 3 | 60 | 13 | 0% | 0% |

Intersection 5

SE 132nd Avenue / SE McGillivray Blvd

All-way Stop

| Direction | Lane Group | Storage (ft) | Average Queue (ft) | | 95th Queue (ft) | | Maximum Queue (ft) | | Block Time | |
|-----------|---------------|--------------|--------------------|-----------|-----------------|-----------|--------------------|-----------|------------|----------|
| | | | Average | Std. Dev. | Average | Std. Dev. | Average | Std. Dev. | Pocket | Upstream |
| EB | Left Turn | 80 | 10 | 2 | 25 | 5 | 35 | 9 | 0% | 0% |
| | Through | 1,775 | 55 | 3 | 80 | 5 | 95 | 17 | 0% | 0% |
| | Through/Right | 1,775 | 60 | 4 | 90 | 9 | 105 | 13 | 0% | 0% |
| WB | Left Turn | 130 | 25 | 4 | 50 | 5 | 55 | 15 | 0% | 0% |
| | Through | 1,135 | 45 | 2 | 70 | 5 | 80 | 13 | 0% | 0% |
| | Right Turn | 130 | 10 | 2 | 25 | 4 | 25 | 0 | 0% | 0% |
| NB | Left Turn | 105 | 30 | 2 | 50 | 6 | 60 | 9 | 0% | 0% |
| | Through | 320 | 5 | 2 | 20 | 4 | 25 | 8 | 0% | 0% |
| | Right Turn | 320 | 20 | 2 | 40 | 4 | 50 | 6 | 0% | 0% |
| SB | Left/Through | 260 | 20 | 3 | 45 | 4 | 40 | 11 | 0% | 0% |
| | Through/Right | 260 | 5 | 2 | 25 | 5 | 35 | 0 | 0% | 0% |

Intersection 6

SE 136th Ave & SE McGillivray Blvd

Signal

| Direction | Lane Group | Storage (ft) | Average Queue (ft) | | 95th Queue (ft) | | Maximum Queue (ft) | | Block Time | |
|-----------|---------------|--------------|--------------------|-----------|-----------------|-----------|--------------------|-----------|------------|----------|
| | | | Average | Std. Dev. | Average | Std. Dev. | Average | Std. Dev. | Pocket | Upstream |
| EB | Left Turn | 120 | 40 | 4 | 70 | 9 | 90 | 19 | 0% | 0% |
| | Through | 1,135 | 35 | 4 | 55 | 7 | 70 | 12 | 0% | 0% |
| | Through/Right | 1,135 | 40 | 3 | 65 | 8 | 75 | 13 | 0% | 0% |
| WB | Left Turn | 155 | 10 | 2 | 35 | 4 | 35 | 8 | 0% | 0% |
| | Through | 1,215 | 55 | 5 | 85 | 8 | 100 | 13 | 0% | 0% |
| | | 255 | 5 | 0 | 5 | 0 | 5 | 0 | 0% | 0% |
| NB | Shared | 300 | 35 | 2 | 60 | 5 | 80 | 9 | 0% | 0% |
| | | | | | | | | | | |
| SB | Left Turn | 345 | 70 | 8 | 115 | 19 | 145 | 35 | 0% | 0% |
| | Through | 345 | 25 | 4 | 50 | 6 | 55 | 15 | 0% | 0% |
| | Right Turn | 345 | 40 | 5 | 65 | 10 | 85 | 13 | 0% | 0% |

Intersection 7

SE 19th Street / SE McGillivray Blvd

Side-street Stop

| Direction | Lane Group | Storage (ft) | Average Queue (ft) | | 95th Queue (ft) | | Maximum Queue (ft) | | Block Time | |
|-----------|---------------|--------------|--------------------|-----------|-----------------|-----------|--------------------|-----------|------------|----------|
| | | | Average | Std. Dev. | Average | Std. Dev. | Average | Std. Dev. | Pocket | Upstream |
| EB | Left Turn | 130 | 15 | 3 | 35 | 7 | 45 | 15 | 0% | 0% |
| | Through | 1,215 | 5 | 1 | 5 | 5 | 10 | 14 | 0% | 0% |
| | Through/Right | 1,215 | 5 | 1 | 10 | 6 | 15 | 15 | 0% | 0% |
| WB | Left Turn | 155 | 20 | 4 | 50 | 8 | 55 | 18 | 0% | 0% |
| | Through/Right | 425 | 5 | 1 | 5 | 7 | 15 | 15 | 0% | 0% |
| NB | Shared | 440 | 35 | 5 | 60 | 10 | 75 | 26 | 0% | 0% |
| | Shared | 505 | 40 | 4 | 75 | 12 | 100 | 33 | 0% | 0% |
| SB | Shared | 440 | 35 | 5 | 60 | 10 | 75 | 26 | 0% | 0% |
| | Shared | 505 | 40 | 4 | 75 | 12 | 100 | 33 | 0% | 0% |

Intersection 8

SE Bella Vista Road / SE McGillivray Blvd

Side-street Stop

| Direction | Lane Group | Storage (ft) | Average Queue (ft) | | 95th Queue (ft) | | Maximum Queue (ft) | | Block Time | |
|-----------|------------|--------------|--------------------|-----------|-----------------|-----------|--------------------|-----------|------------|----------|
| | | | Average | Std. Dev. | Average | Std. Dev. | Average | Std. Dev. | Pocket | Upstream |
| EB | Through | 425 | 5 | 1 | 10 | 10 | 20 | 27 | 0% | 0% |
| | Through | 40 | 5 | 0 | 5 | 0 | 5 | 0 | 0% | 0% |
| WB | Left Turn | 105 | 10 | 2 | 30 | 4 | 40 | 8 | 0% | 0% |
| | Through | 1,230 | 5 | 1 | 5 | 6 | 10 | 18 | 0% | 0% |
| NB | Left Turn | 295 | 25 | 3 | 55 | 8 | 65 | 23 | 0% | 0% |
| | Right Turn | 195 | 15 | 3 | 40 | 4 | 35 | 0 | 0% | 0% |

Intersection 9

SE Blairmont Drive / SE McGillivray Blvd

Side-street Stop

| Direction | Lane Group | Storage (ft) | Average Queue (ft) | | 95th Queue (ft) | | Maximum Queue (ft) | | Block Time | |
|-----------|---------------|--------------|--------------------|-----------|-----------------|-----------|--------------------|-----------|------------|----------|
| | | | Average | Std. Dev. | Average | Std. Dev. | Average | Std. Dev. | Pocket | Upstream |
| EB | Left Turn | 120 | 25 | 3 | 50 | 6 | 65 | 16 | 0% | 0% |
| | Through | 1,230 | 5 | 1 | 5 | 5 | 15 | 12 | 0% | 0% |
| | Through/Right | 1,230 | 5 | 1 | 10 | 9 | 25 | 20 | 0% | 0% |
| WB | Left Turn | 180 | 5 | 1 | 15 | 7 | 25 | 13 | 0% | 0% |
| | Through | 1,225 | 5 | 2 | 10 | 8 | 25 | 22 | 0% | 0% |
| | Through/Right | 1,225 | 5 | 2 | 20 | 7 | 40 | 14 | 0% | 0% |
| NB | Shared | 400 | 35 | 3 | 70 | 8 | 85 | 16 | 0% | 0% |
| SB | Left Turn | 155 | 30 | 3 | 55 | 6 | 70 | 10 | 0% | 0% |
| | Through | 520 | 15 | 5 | 40 | 10 | 50 | 12 | 0% | 0% |
| | Right Turn | 105 | 35 | 3 | 60 | 4 | 75 | 10 | 0% | 0% |

Intersection 10

SE Park Crest Avenue / SE McGillivray Blvd

Side-street Stop

| Direction | Lane Group | Storage (ft) | Average Queue (ft) | | 95th Queue (ft) | | Maximum Queue (ft) | | Block Time | |
|-----------|---------------|--------------|--------------------|-----------|-----------------|-----------|--------------------|-----------|------------|----------|
| | | | Average | Std. Dev. | Average | Std. Dev. | Average | Std. Dev. | Pocket | Upstream |
| EB | Left Turn | 180 | 10 | 1 | 30 | 2 | 40 | 7 | 0% | 0% |
| | Through | 1,225 | 5 | 1 | 10 | 6 | 20 | 16 | 0% | 0% |
| | Through/Right | 1,225 | 5 | 2 | 15 | 9 | 35 | 21 | 0% | 0% |
| WB | Left Turn | 180 | 5 | 2 | 20 | 6 | 30 | 0 | 0% | 0% |
| | Through | 855 | 5 | 1 | 10 | 7 | 20 | 17 | 0% | 0% |
| | Through/Right | 855 | 5 | 1 | 15 | 6 | 35 | 12 | 0% | 0% |
| NB | Shared | 260 | 15 | 3 | 40 | 4 | 40 | 12 | 0% | 0% |
| SB | Shared | 330 | 35 | 4 | 60 | 5 | 75 | 14 | 0% | 0% |

Intersection 11

SE Briarwood Drive / SE McGillivray Blvd

All-way Stop

| Direction | Lane Group | Storage (ft) | Average Queue (ft) | | 95th Queue (ft) | | Maximum Queue (ft) | | Block Time | |
|-----------|---------------|--------------|--------------------|-----------|-----------------|-----------|--------------------|-----------|------------|----------|
| | | | Average | Std. Dev. | Average | Std. Dev. | Average | Std. Dev. | Pocket | Upstream |
| EB | Left Turn | 195 | 15 | 2 | 35 | 3 | 35 | 6 | 0% | 0% |
| | Through | 855 | 50 | 2 | 75 | 2 | 85 | 6 | 0% | 0% |
| | Through/Right | 855 | 60 | 4 | 85 | 8 | 95 | 18 | 0% | 0% |
| WBNB | Left/Through | 480 | 5 | 0 | 5 | 0 | 5 | 0 | 0% | 0% |
| | Through | 1,340 | 55 | 3 | 80 | 4 | 95 | 9 | 0% | 0% |
| | Through/Right | 1,340 | 65 | 3 | 90 | 3 | 115 | 16 | 0% | 0% |
| NB | Shared | 305 | 30 | 2 | 55 | 5 | 60 | 17 | 0% | 0% |
| | Shared | 370 | 30 | 2 | 50 | 4 | 60 | 8 | 0% | 0% |
| SB | Shared | 305 | 30 | 2 | 55 | 5 | 60 | 17 | 0% | 0% |
| | Shared | 370 | 30 | 2 | 50 | 4 | 60 | 8 | 0% | 0% |

Intersection 12

SE Village Loop / SE McGillivray Blvd

All-way Stop

| Direction | Lane Group | Storage (ft) | Average Queue (ft) | | 95th Queue (ft) | | Maximum Queue (ft) | | Block Time | |
|-----------|---------------|--------------|--------------------|-----------|-----------------|-----------|--------------------|-----------|------------|----------|
| | | | Average | Std. Dev. | Average | Std. Dev. | Average | Std. Dev. | Pocket | Upstream |
| EB | Left/Through | 1,340 | 70 | 6 | 110 | 16 | 130 | 30 | 0% | 0% |
| | Through/Right | 1,340 | 50 | 3 | 80 | 7 | 95 | 14 | 0% | 0% |
| WBWB | Through/Right | 590 | 5 | 0 | 5 | 0 | 5 | 0 | 0% | 0% |
| | Through/Right | 315 | 75 | 4 | 125 | 11 | 150 | 24 | 0% | 0% |
| NB | Left Turn | 255 | 25 | 2 | 50 | 5 | 55 | 12 | 0% | 0% |
| | Through/Right | 485 | 25 | 3 | 50 | 5 | 70 | 10 | 0% | 0% |
| SB | Left Turn | 180 | 10 | 1 | 30 | 2 | 30 | 10 | 0% | 0% |
| | Through/Right | 685 | 50 | 6 | 85 | 13 | 115 | 28 | 0% | 0% |

Intersection 13

SE 164th Avenue/ SE McGillivray Blvd

Signal

| Direction | Lane Group | Storage (ft) | Average Queue (ft) | | 95th Queue (ft) | | Maximum Queue (ft) | | Block Time | |
|-----------|---------------|--------------|--------------------|-----------|-----------------|-----------|--------------------|-----------|------------|----------|
| | | | Average | Std. Dev. | Average | Std. Dev. | Average | Std. Dev. | Pocket | Upstream |
| EB | Left Turn | 205 | 95 | 10 | 170 | 19 | 210 | 33 | 0% | 0% |
| | Through | 565 | 130 | 11 | 210 | 23 | 245 | 30 | 1% | 0% |
| | Right Turn | 565 | 50 | 4 | 85 | 6 | 110 | 20 | 0% | 0% |
| WB | Left Turn | 205 | 145 | 22 | 220 | 33 | 220 | 27 | 2% | 0% |
| | Through | 470 | 100 | 10 | 190 | 20 | 270 | 60 | 0% | 0% |
| | Through/Right | 470 | 140 | 17 | 250 | 20 | 285 | 33 | 0% | 0% |
| NB | Left Turn | 405 | 255 | 41 | 395 | 66 | 410 | 35 | 4% | 0% |
| | Through | 770 | 245 | 30 | 395 | 95 | 525 | 186 | 0% | 0% |
| | Through/Right | 770 | 200 | 16 | 305 | 28 | 335 | 42 | 0% | 0% |
| SB | Left Turn | 220 | 90 | 18 | 195 | 40 | 240 | 16 | 0% | 0% |
| | Through | 390 | 205 | 43 | 320 | 29 | 340 | 39 | 8% | 0% |
| | Through/Right | 390 | 205 | 41 | 320 | 26 | 350 | 40 | 0% | 0% |

Intersection 14

SE 164th Avenue / SE Village Loop - SE 20th St

Signal

| Direction | Lane Group | Storage (ft) | Average Queue (ft) | | 95th Queue (ft) | | Maximum Queue (ft) | | Block Time | |
|-----------|---------------|--------------|--------------------|-----------|-----------------|-----------|--------------------|-----------|------------|----------|
| | | | Average | Std. Dev. | Average | Std. Dev. | Average | Std. Dev. | Pocket | Upstream |
| EB | Left Turn | 180 | 75 | 12 | 135 | 23 | 160 | 31 | 0% | 0% |
| | Through | 530 | 70 | 5 | 130 | 11 | 160 | 22 | 2% | 0% |
| | Right Turn | 130 | 10 | 3 | 35 | 14 | 60 | 49 | 0% | 0% |
| WB | Left Turn | 525 | 70 | 8 | 125 | 12 | 150 | 42 | 0% | 0% |
| | Through | 525 | 60 | 7 | 120 | 17 | 160 | 39 | 0% | 0% |
| | Right Turn | 525 | 55 | 6 | 100 | 10 | 135 | 19 | 0% | 0% |
| NB | Left Turn | 140 | 50 | 9 | 145 | 23 | 185 | 0 | 0% | 0% |
| | Through | 320 | 220 | 38 | 315 | 29 | 330 | 22 | 18% | 1% |
| | Right Turn | 320 | 40 | 5 | 75 | 10 | 100 | 21 | 0% | 0% |
| SB | Left Turn | 405 | 220 | 25 | 350 | 47 | 380 | 44 | 1% | 0% |
| | Through | 680 | 225 | 13 | 330 | 37 | 395 | 111 | 0% | 0% |
| | Through/Right | 680 | 150 | 12 | 235 | 16 | 270 | 28 | 0% | 0% |

Intersection 15

SE Chkalov Drive/ SE 7th Street

Signal

| Direction | Lane Group | Storage (ft) | Average Queue (ft) | | 95th Queue (ft) | | Maximum Queue (ft) | | Block Time | |
|-----------|---------------------------------------|--------------|--------------------|-----------|-----------------|-----------|--------------------|-----------|------------|----------|
| | | | Average | Std. Dev. | Average | Std. Dev. | Average | Std. Dev. | Pocket | Upstream |
| EB | Shared | 110 | 15 | 3 | 40 | 4 | 40 | 11 | 0% | 0% |
| | | | | | | | | | | |
| WB | Left Turn Through/Right | 260 | 75 | 6 | 125 | 10 | 155 | 20 | 0% | 0% |
| | | 260 | 30 | 4 | 55 | 8 | 70 | 13 | 0% | 0% |
| NB | Left/Through Through/Right | 410 | 50 | 5 | 105 | 13 | 140 | 16 | 0% | 0% |
| | | 410 | 65 | 6 | 120 | 9 | 155 | 16 | 0% | 0% |
| SB | Left Turn Through Through/Right | 190 | 60 | 5 | 105 | 9 | 130 | 11 | 0% | 0% |
| | | 580 | 50 | 6 | 100 | 17 | 125 | 39 | 0% | 0% |
| | | 580 | 80 | 7 | 140 | 12 | 165 | 21 | 0% | 0% |