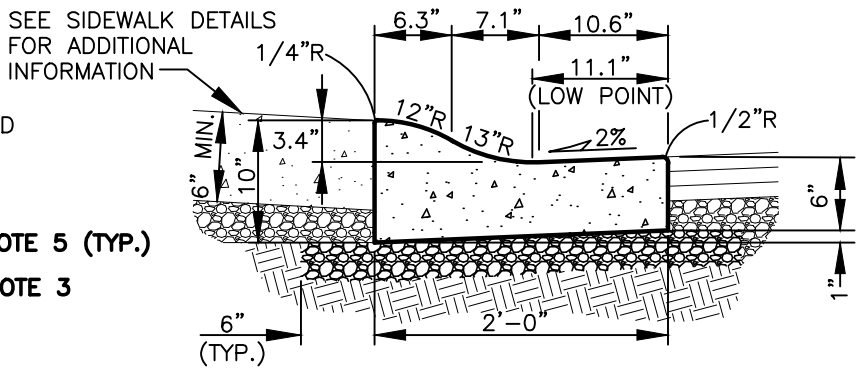
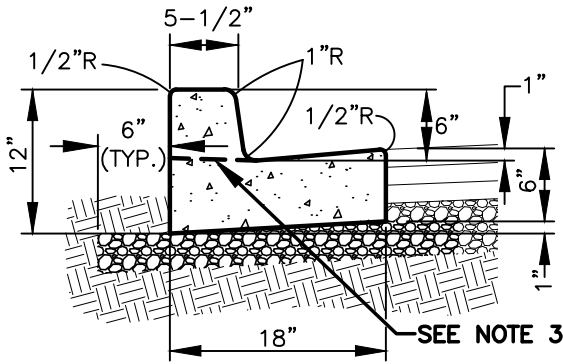


TYPE E-1 CURB

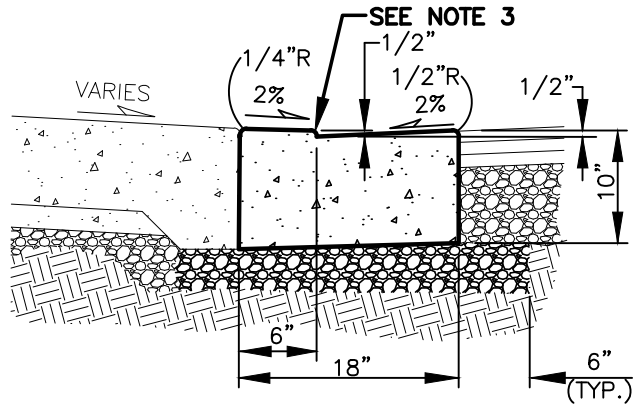


ROLLED CURB AND GUTTER

USE OF ROLLED CURB AND GUTTER PERMITTED IN CUL-DE-SAC BULBS ROAD MODIFICATION REQUIRED FOR OTHER USES.



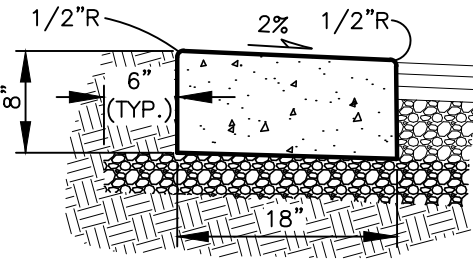
TYPE A-1 CURB AND GUTTER



CURB AND GUTTER AT DRIVEWAY DROP

NOTES:

1. CONCRETE CURBS SHALL BE 3000 PSI MIN. (CL 3000), 3-1/2" SLUMP (MAX.), DRIVEWAY OPENINGS SHALL BE 4000 PSI MIN. (CL 4000).
2. CURBS ADJACENT TO PAVEMENT OR SIDEWALK SHALL HAVE EXPANSION AND/OR CONSTRUCTION JOINTS TO MATCH EXISTING PATTERNS. 3/8" EXPANSION JOINTS SHALL BE PLACED ON BOTH SIDES OF CATCH BASINS, AT TOPS OF DRIVEWAYS, ALL CHANGES IN DIRECTION, AND AS DIRECTED BY THE INSPECTOR. CONTRACTION JOINTS TO BE PLACED AT 15' MAXIMUM SPACING.
3. FOR CURB DROPS AT DRIVEWAYS 1/2" LIP WITH A 1/2" TOOLED EDGE, SEE **RAMP LIP, DRIVEWAY LIP AND DETECTABLE WARNING PATTERN DETAIL T02-15**.
4. COMPACT SUBGRADE AND CRUSHED SURFACING TOP COURSE TO 95% MAXIMUM DRY DENSITY (3" MIN. DEPTH).
5. SEE **PAVEMENT RESTORATION/WIDENING AT CURBS DETAIL T05-01A**.
6. CURB TO BE MEDIUM BROOM FINISHED, PARALLEL TO GUTTER LINE.
7. WHERE MATCHING EXISTING CURBS, ALL EXISTING EDGES SHALL BE SAWCUT.
8. WHEN ATTACHED SIDEWALKS ARE USED WITH ROLLED CURB AND GUTTER, THICKENED SIDEWALKS (6" MIN.) SHALL BE CONSTRUCTED UNDER THE SAME CONSTRUCTION CONTRACT.
9. FOR CURBS AROUND MEDIANS, USE 12" WIDE CURB OR CURB AND GUTTER. SEE **TYPICAL PEDESTRIAN REFUGE SECTION A-A DETAIL T02-17C** WHERE APPLICABLE.



FLAT CURB EDGE DETAIL FOR NARROW ALLEY WAYS

(SEE DETAILS T10-25A AND T10-25B)

I:\CITYAPPS\AUTOCAD\STD_DETAILS\DRAWING_FILES\T01-01A.DWG



CITY OF VANCOUVER
DEPARTMENT OF PUBLIC WORKS
TRANSPORTATION DIVISION

CONCRETE CURBS

| DRAWN BY | APPROVED BY | APPROVAL DATE |
|----------|--------------|---------------|
| CDC | <i>MATHE</i> | 3/17 |
| REVISION | APPROVED BY | APPROVAL DATE |
| 5 | <i>MATHE</i> | 3/24 |

STD. PLAN NO.
T01-01A