I:\CITYAPPS\AUTOCAD\STD_DETAILS\DRAWING_FILES\TC53_COV.DWG

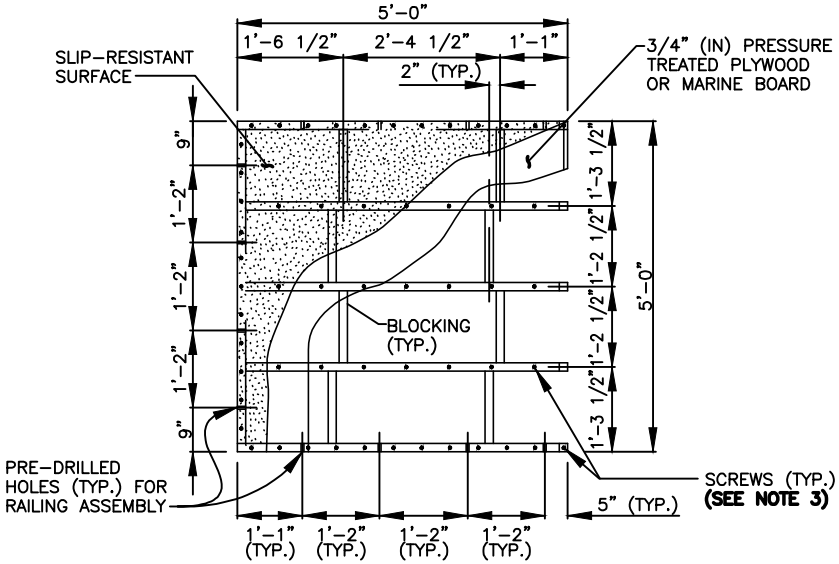

TOP VIEW
PLATFORM DETAIL

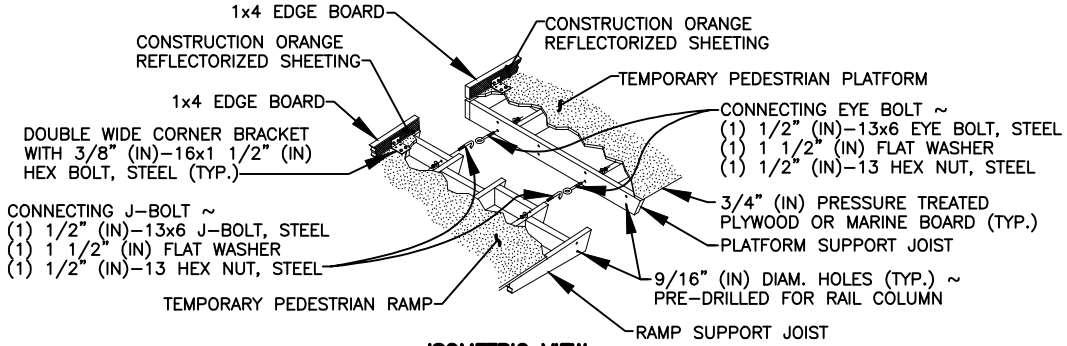

ISOMETRIC VIEW
DETAIL (A)

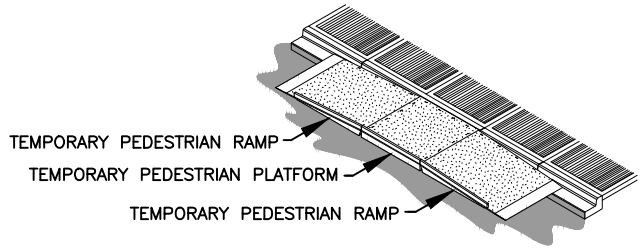

ISOMETRIC VIEW
DUAL RAMP

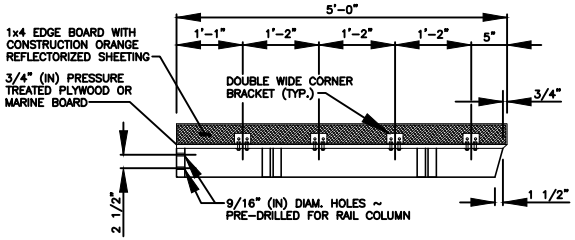

ELEVATION

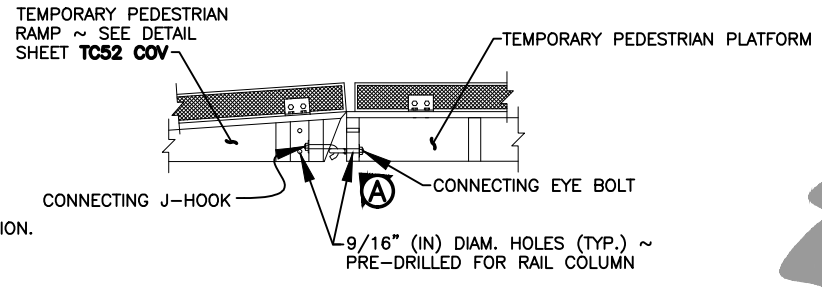

SIDE VIEW
CONNECTION DETAIL

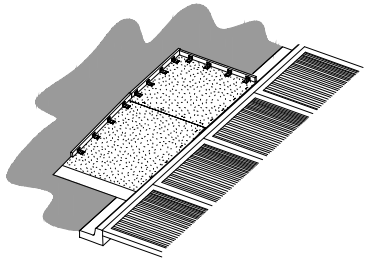

ISOMETRIC VIEW
SINGLE RAMP

NOTES

1. ALL HOLES SHOWN SHALL BE DRILLED TO FACILITATE RE-USE AND FLEXIBLE EXPANSION.
2. SEE DETAIL SHEET **TC52 COV**, FOR TEMPORARY PEDESTRIAN RAMP DETAILS.
3. THIS DESIGN ASSUMES OPTIMAL CONDITIONS AND A STANDARD CURB HEIGHT OF 6" (IN). INSTALLED RAMPS SHALL BE NO STEEPER THAN 12H : 1V, AND SHALL HAVE A CROSS-SLOPE OF 2% OR LESS. USE SHIMS OR GROUT AS REQUIRED TO ADJUST FOR EXISTING CONDITIONS AND TO PREVENT ROCKING. SHIMS SHALL BE NO HIGHER THAN 1" (IN), AND SHALL BE SECURED TO THE RAMP AND/OR PLATFORM. FOR CURBS SHORTER THAN 6" (IN), INSTALL A RAMP ON THE SIDEWALK, NO STEEPER THAN 12H : 1V, MADE OF GROUT OR AS APPROVED BY THE ENGINEER. ADJUSTMENTS TO THE PLATFORM DIMENSIONS SHOWN MAY BE REQUIRED TO MATCH EXISTING CONDITIONS.
4. SCREWS SHALL BE USED TO SECURE THE RAMP SURFACE. SPACING SHALL BE IN ACCORDANCE WITH THE CURRENT BUILDING CODE.
5. USE A SLIP-RESISTANT TREATMENT FOR SURFACE OF RAMP.
6. ALL FASTENERS SHALL BE GALVANIZED.

CITY OF Vancouver WASHINGTON

TRAFFIC CONTROL STANDARD PLAN
TEMPORARY PEDESTRIAN PLATFORM WITH EDGE BOARD

CITY OF VANCOUVER
DEPARTMENT OF PUBLIC WORKS
TRANSPORTATION DIVISION

DRAWN BY	APPROVED BY	APPROVAL DATE
CDC		3/16
REVISION	APPROVED BY	APPROVAL DATE
3		3/24

STD. PLAN NO.
TC53