



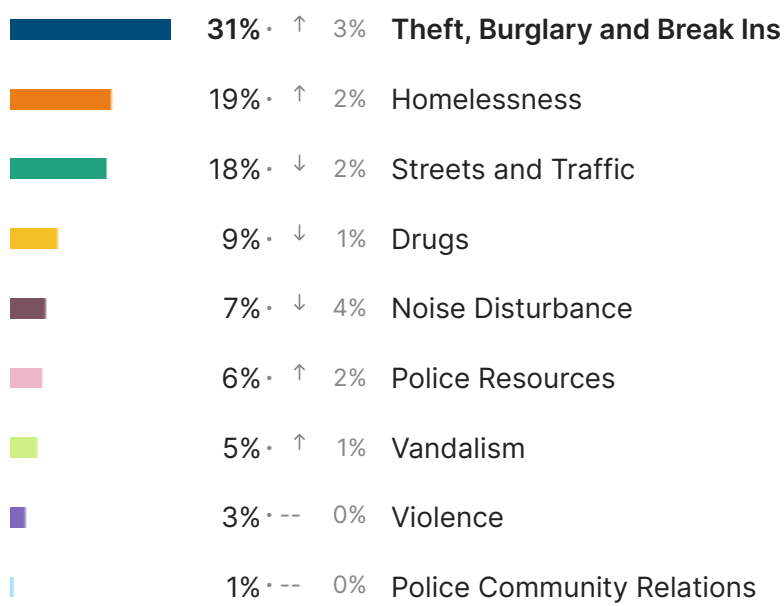
Blockwise - Q4 Executive Summary Report

Consistent with the results in all quarters of the year, **Theft, Burglary, and Break-Ins, Homelessness, and Streets and Traffic were residents' main concerns, with 68% of the labeled comments.** The concerns are relatively consistent across divisions.

Sense of Safety went down 3 points - 57% reported feeling completely or mostly safe in their neighborhood - a rise in all other aspects (Fairness, Respect and Voice) was recorded. Division 1 saw a substantial drop in Safety Score (18%). **78.4% of residents stated they were very or fairly willing to contact the PD** if they were a victim of a crime or were worried about something.

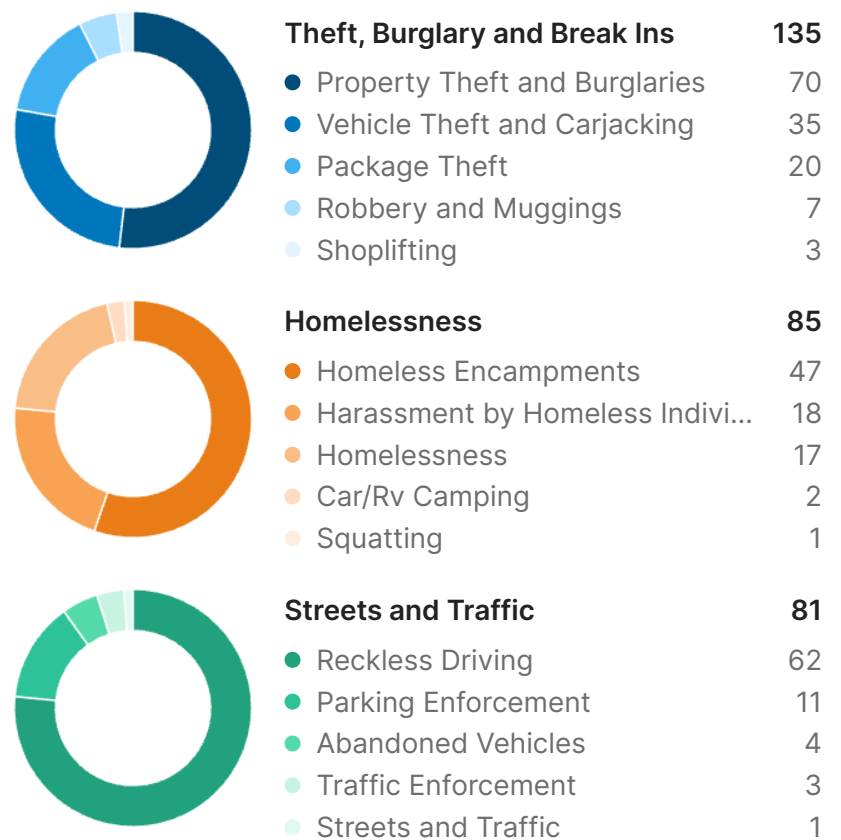
Top concerns

439 labeled responses out of 551

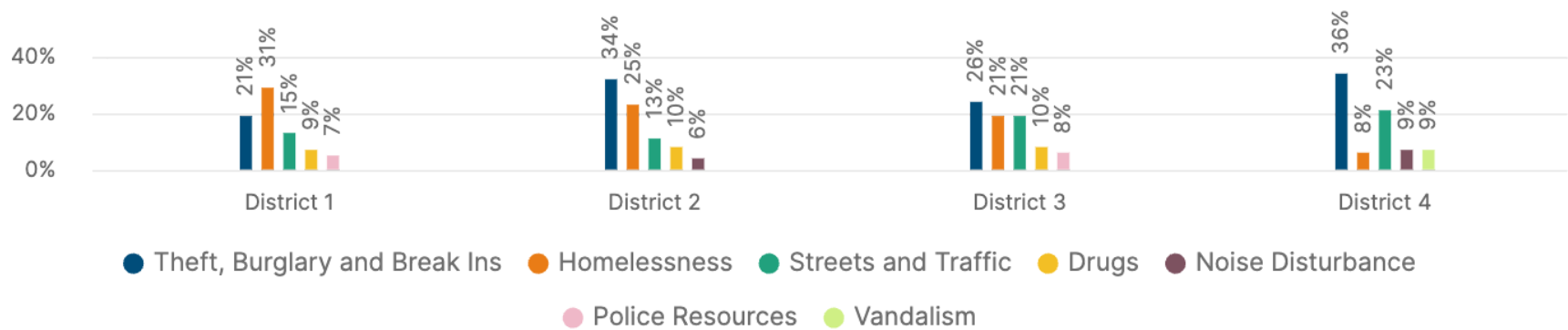


Top 3 concerns breakdown

Number of responses by leading subtopic



Top concerns by area



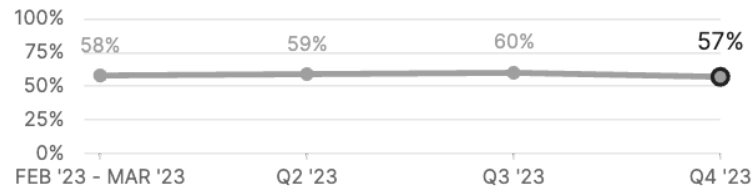
Scores Over Time and by Area

653 responses (collected by Zencity ad-based distribution, excluding self-distribution)

[Explore Results](#)

57% Safety

↓ 3% vs previous quarter

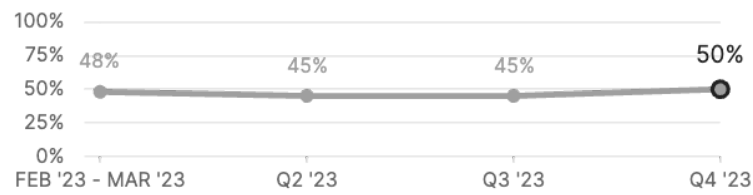


Score by Area



50% Fairness

↑ 5% vs previous quarter

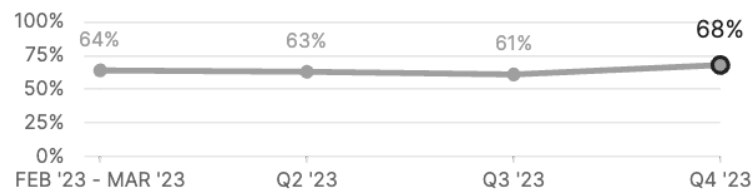


Score by Area



68% Respect

↑ 7% vs previous quarter

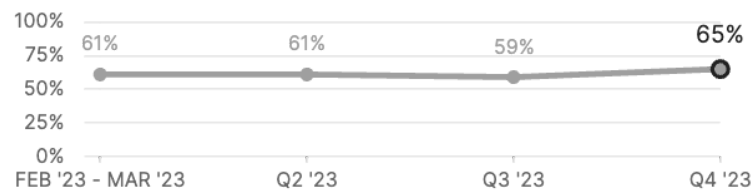


Score by Area



65% Voice

↑ 6% vs previous quarter



Score by Area



To learn more about the survey's methodology, visit <https://zencity.info/survey-methodology>.

This report contains law enforcement sensitive data, and confidential business information.