



CITY OF
Vancouver
WASHINGTON

Homelessness Emergency Response Update

Jamie Spinelli
Homeless Response Manager
City Manager's Office
December 9, 2024



Strategies for addressing changed conditions

- ✓ Emergency Declaration
- ✓ Alignment of HART/Police Efforts
- ☐ Outdoor Habitation/Ordinance Amendments
- ✓ Targeted Outreach & Behavioral Health Response
- ✓ Bridge Shelter



How we've responded

Since declaring an emergency in 2023, the City and community partners have expanded our efforts and implemented new programs



Expanding the Homeless Assistance and Resources Team (HART)



Providing safety and services to those living in vehicles at Road2Home



Opening two additional Safe Stays across Vancouver



Working with Talking Trash to remove tons of trash each week



How we've responded

Our efforts focus on community health & safety, getting and keeping people housed and addressing the impacts of unsheltered homelessness



Funding affordable housing, shelter and prevention efforts



Establishing the Community Court program



Partnering to provide culturally responsive outreach

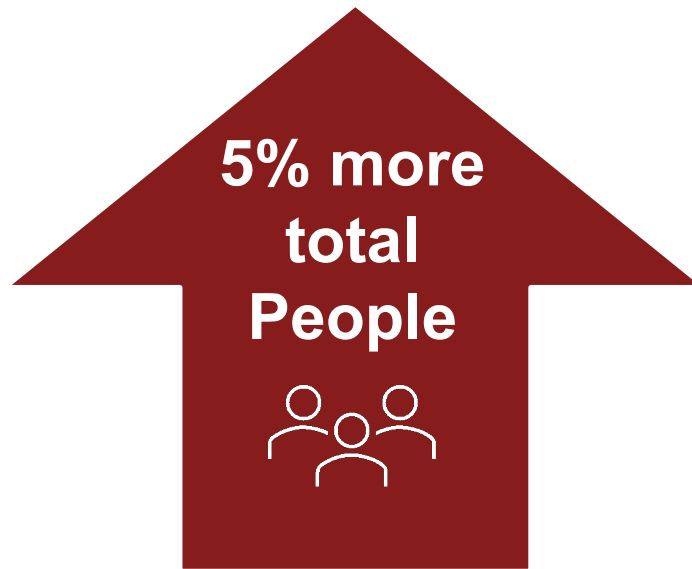


Supporting Columbia River Mental Health's mobile services



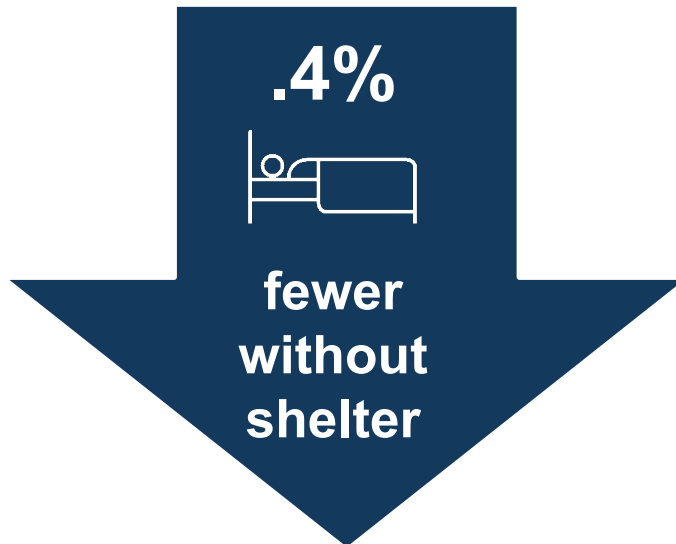
Clark County Point in Time Count

January 2024



1366 people experiencing homelessness

- 43% more unsheltered families
- 13% more people in shelters
- 47% more chronically homeless in shelters

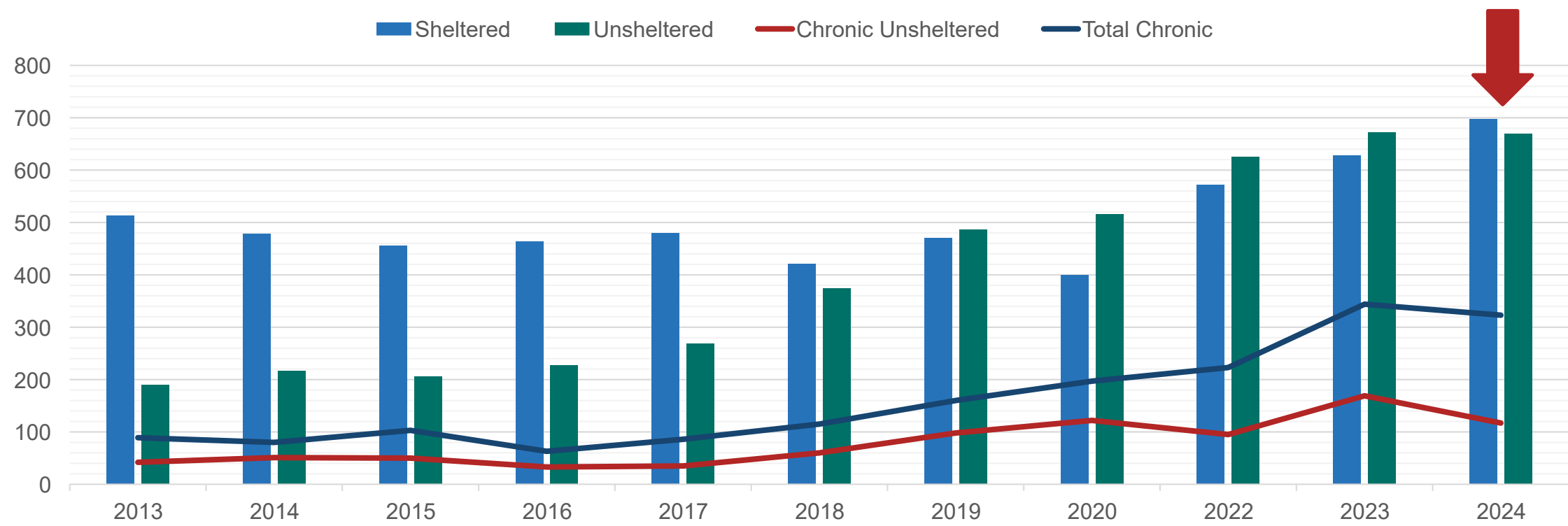


669 people without shelter

6% reduction in chronic homelessness
36% decrease in chronic unsheltered homelessness



Sheltered/Unsheltered Homelessness Over Time



Countywide PIT Counts 2013-2024



Homelessness Emergency Data

HART Unsheltered Count – July 2024

488

individuals

311

agreed to survey

96%

meet HUD's definition of chronically homeless

35%

became homeless outside of Vancouver

78%

of Clark County's unsheltered population is in Vancouver.

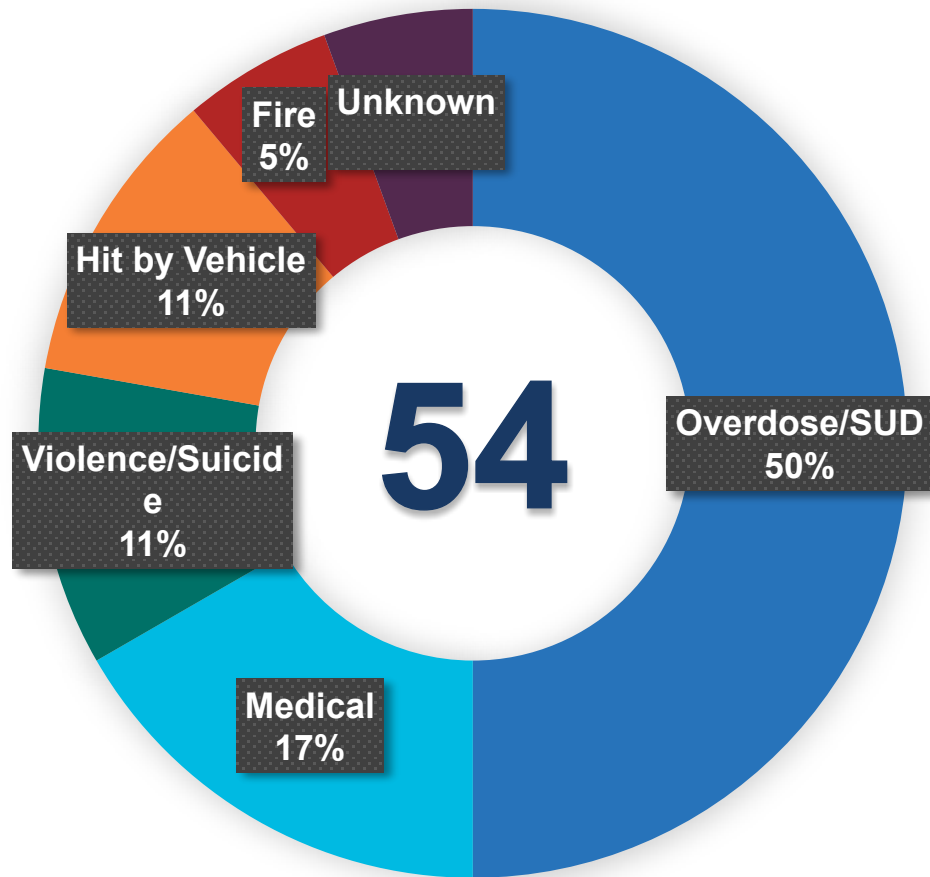
46

people in jail during count who would have been unsheltered otherwise



Homelessness Emergency Data Tracking

Deaths of Those Experiencing Homelessness



29% increase in total deaths

Overdose deaths remain at 50%

20% of vehicular or violent deaths experienced by people living unsheltered.

65% of total deaths experienced by people living unsheltered
(up from 50% in 2023)



Homelessness Emergency Data Tracking

Public Safety/Emergency Services

Police Dept.

- VPD began tracking 7/8/24
- 5,675 events related to unsheltered homelessness
 - 12% of all events
 - 22% of patrol time
 - 3 call types make up almost half of these events
 - Premise Check
 - Unwanted
 - Suspicious person(s)

Fire Dept.

- VFD began tracking calls on 2/15/24
- 2,872 calls related to unsheltered homelessness
 - EMS & Rescue: 2,489 calls
 - Fire: 383 calls



HART

Encampment Response



- 48 cleanups at 13 unique locations
- 165 HART/VPD referrals into Community Court
- 400.31 tons of solid waste removed from public property
- 1,414 app submissions



Safe Stay & Safe Park Communities



- 430 people served **across all sites**
 - 125 people housed
 - Transitional Housing – 31
 - With Subsidy – 28
 - Without Subsidy – 60
 - Long-term Care – 6
 - 10 former Safe Stay participants are now working as Peers



Bridge Shelter

Project Update

- Operator contracted for Phase 1
- Architecture & Design
- Location
 - Property acquisition
 - Community Engagement
 - Usage for bridge shelter

Temporary Shelter Capacity Expansion

- Expanding capacity with City facilities
- Winter & Emergency Shelter
 - Locations
 - Operator(s)
 - Model

